


Comisión de Agua y Alcantarillado del Municipio de Tulancingo de Bravo, Hidalgo
ESTADO DE HIDALGO
Estado Analítico de Ingresos Presupuestales

Al 30/jun./2023

Fuente de Ingresos	Ley de Ingresos Estimada	Ampliaciones / (Reducciones)	Ley de Ingresos Modificada	Ingresos Devengados	Ingresos Recaudados	Devengado Por Recaudar	Avance de Recaudación (Recaudación / In / Estimación)
43.00	<u>Derechos por prestación de servicios</u>						
	TASA 0%	\$71,821,042.04	\$0.00	\$71,821,042.04	\$42,292,864.22	\$42,292,864.22	\$0.00 58.88 %
	SERVICIO DE AGUA POTABLE SIN IVA	\$44,411,485.94	\$0.00	\$44,411,485.94	\$38,100,044.40	\$38,100,044.40	\$0.00 85.78 %
	SERVICIOS DE AGUA POTABLE SIN IVA AÑOS	\$42,412,969.07	\$0.00	\$42,412,969.07	\$38,100,044.40	\$38,100,044.40	\$0.00 89.83 %
	TASA 16%	\$1,998,516.87	\$0.00	\$1,998,516.87	\$0.00	\$0.00	\$0.00 0.00 %
	SERVICIO DE AGUA POTABLE CON IVA	\$27,409,556.10	\$0.00	\$27,409,556.10	\$15,654,537.00	\$15,654,537.00	\$0.00 57.11 %
	SERVICIOS DE ALCANTARILLADO	\$9,048,533.46	\$0.00	\$9,048,533.46	\$5,777,800.42	\$5,777,800.42	\$0.00 63.85 %
	SERVICIOS DE SANEAMIENTO	\$6,575,587.56	\$0.00	\$6,575,587.56	\$4,828,910.93	\$4,828,910.93	\$0.00 73.43 %
	CONTRATACION DE TOMA DE AGUA POTABLE	\$2,338,938.77	\$0.00	\$2,338,938.77	\$1,704,603.47	\$1,704,603.47	\$0.00 72.87 %
	CONTRATACION Y SERVICIO DE	\$1,096,608.27	\$0.00	\$1,096,608.27	\$550,055.05	\$550,055.05	\$0.00 50.15 %
	CORTES Y RECONEXIONES	\$613,024.72	\$0.00	\$613,024.72	\$322,305.59	\$322,305.59	\$0.00 52.57 %
	DESCARGAS DE AGUAS RESIDUALES	\$85,790.00	\$0.00	\$85,790.00	\$158,568.06	\$158,568.06	\$0.00 184.83 %
	SERVICIOS ADMINISTRATIVOS	\$291,413.25	\$0.00	\$291,413.25	\$221,047.83	\$221,047.83	\$0.00 75.85 %
	SERVICIOS DE DESAZOLVE	\$622,173.52	\$0.00	\$622,173.52	\$474,371.56	\$474,371.56	\$0.00 76.24 %
	SERVICIOS TECNICOS OPERATIVOS	\$518,260.30	\$0.00	\$518,260.30	\$314,627.63	\$314,627.63	\$0.00 60.70 %
	ESTUDIO DE FACTIBILIDAD POR FRACCIONADOR	\$852,757.85	\$0.00	\$852,757.85	\$414,588.82	\$414,588.82	\$0.00 48.61 %
	DERECHO DE SERVICIO	\$472,046.11	\$0.00	\$472,046.11	\$22.40	\$22.40	\$0.00 0.00 %
	PRESUPUESTO	\$3,663,338.57	\$0.00	\$3,663,338.57	\$887,635.24	\$887,635.24	\$0.00 24.23 %
	INFRAESTRUCTURA IDRAULICA Y SANITARIA	\$15,566.99	\$0.00	\$15,566.99	\$0.00	\$0.00	\$0.00 0.00 %
	SERVICIO DE VIDEOINSPECCION DE	\$600.00	\$0.00	\$600.00	\$0.00	\$0.00	\$0.00 0.00 %
	SERVICIOS DE AGUA POTABLE CON IVA AÑOS	\$2,535.06	\$0.00	\$2,535.06	\$0.00	\$0.00	\$0.00 0.00 %
	ALCANTARILLADO AÑOS ANTERIORES	\$819,005.75	\$0.00	\$819,005.75	\$0.00	\$0.00	\$0.00 0.00 %
	SANEAMIENTO AÑOS ANTERIORES	\$288,282.54	\$0.00	\$288,282.54	\$0.00	\$0.00	\$0.00 0.00 %
		\$105,093.38	\$0.00	\$105,093.38	\$0.00	\$0.00	\$0.00 0.00 %
44.00	<u>Otros Derechos</u>						
	TASA 0%	\$152,533.04	\$0.00	\$152,533.04	\$9,001.21	\$9,001.21	\$0.00 5.90 %
	OTROS INGRESOS	\$152,533.04	\$0.00	\$152,533.04	\$273.22	\$273.22	\$0.00 0.17 %
	TASA 16%	\$152,533.04	\$0.00	\$152,533.04	\$273.22	\$273.22	\$0.00 0.17 %
	OTROS INGRESOS	\$0.00	\$0.00	\$0.00	\$8,727.99	\$8,727.99	\$0.00 0.00 %
		\$0.00	\$0.00	\$0.00	\$8,727.99	\$8,727.99	\$0.00 0.00 %
45.00	<u>Accesorios de Derechos</u>						
	RECARGOS Y REGULARIZACIÓN	\$2,599,539.40	\$0.00	\$2,599,539.40	\$1,614,015.28	\$1,614,015.28	\$0.00 62.08 %
	RECARGOS Y REGULARIZACION	\$2,599,539.40	\$0.00	\$2,599,539.40	\$1,614,015.28	\$1,614,015.28	\$0.00 62.08 %
51.00	<u>Productos</u>						
		\$2,599,539.40	\$0.00	\$2,599,539.40	\$1,614,015.28	\$1,614,015.28	\$0.00 62.08 %
		\$1,960,898.06	\$0.00	\$1,960,898.06	\$952,353.13	\$952,353.13	\$0.00 48.56 %

LM

	MEDIDOR E INSTALACION DE MEDIDORES AL 16%	\$1,960,898.06	\$0.00	\$1,960,898.06	\$952,353.13	\$952,353.13	\$0.00	48.56 %
	MEDIDOR E INSTALACION DE MEDIDORES 16%	\$1,960,898.06	\$0.00	\$1,960,898.06	\$952,353.13	\$952,353.13	\$0.00	48.56 %
61.00	Aprovechamientos	\$2,397,900.05	\$0.00	\$2,397,900.05	\$1,408,899.29	\$1,408,899.29	\$0.00	58.75 %
61-09	OTROS APROVECHAMIENTOS	\$2,397,900.05	\$0.00	\$2,397,900.05	\$1,408,899.29	\$1,408,899.29	\$0.00	58.75 %
	TASA DE 0%	\$543,900.05	\$0.00	\$543,900.05	\$204,363.75	\$204,363.75	\$0.00	37.57 %
	MULTAS E INFRACCIONES	\$543,900.05	\$0.00	\$543,900.05	\$204,363.75	\$204,363.75	\$0.00	37.57 %
	TASA DE 16%	\$1,854,000.00	\$0.00	\$1,854,000.00	\$1,204,535.54	\$1,204,535.54	\$0.00	64.96 %
	SERVICIOS DE AGUA EN PIPAS	\$1,854,000.00	\$0.00	\$1,854,000.00	\$1,204,535.54	\$1,204,535.54	\$0.00	64.96 %
79.00	Otros Ingresos	\$0.00	\$0.00	\$0.00	\$64,400.93	\$64,400.93	\$0.00	0.00 %
79-01	INTERESES GANADOS DE TÍTULOS, VALORES Y	\$0.00	\$0.00	\$0.00	\$64,400.93	\$64,400.93	\$0.00	0.00 %
	INTERESES GANADOS DE VALORES, CREDITOS,	\$0.00	\$0.00	\$0.00	\$64,400.93	\$64,400.93	\$0.00	0.00 %
	REPO	\$0.00	\$0.00	\$0.00	\$63,465.71	\$63,465.71	\$0.00	0.00 %
	ISR	\$0.00	\$0.00	\$0.00	\$935.22	\$935.22	\$0.00	0.00 %
81.00	Participaciones	\$0.00	\$0.00	\$0.00	\$973,220.00	\$973,220.00	\$0.00	0.00 %
	ISR PARTICIPABLE	\$0.00	\$0.00	\$0.00	\$973,220.00	\$973,220.00	\$0.00	0.00 %
	ISR PARTICIPABLE	\$0.00	\$0.00	\$0.00	\$973,220.00	\$973,220.00	\$0.00	0.00 %
93.00	Subsidios y Subvenciones	\$0.00	\$0.00	\$0.00	\$208,079.00	\$208,079.00	\$0.00	0.00 %
	DEVOLUCION DE IVA	\$0.00	\$0.00	\$0.00	\$208,079.00	\$208,079.00	\$0.00	0.00 %
	Total	\$78,931,912.59	\$0.00	\$78,931,912.59	\$58,984,550.24	\$58,984,550.24	\$0.00	74.72 %



"Bajo protesta de decir verdad declaramos que las cifras contenidas en este estado financiero son veraces y contienen toda la información referente a la situación y/o los resultados de la Comisión de Agua y Alcantarillado del Municipio de Tulancingo de Bravo, afirmando ser legalmente responsables de la autenticidad y veracidad de las mismas, y asimismo asumimos la responsabilidad derivada de cualquier declaración en falso sobre las mismas"

 LUIS ENRIQUE HIDALGO HERNANDEZ
 DIRECTOR GENERAL

 LIC. JUAN CARLOS PARRA ARROYO
 COMISARIO

 MTRA. CLAUDIA LETICIA ALTAMIRA MENDOZA
 DIRECTORA DE ADMINISTRACIÓN Y FINANZAS

Li

Comisión de Agua y Alcantarillado del Municipio de Tulancingo de Bravo, Hidalgo
ESTADO DE HIDALGO
Estado Analítico de Ingresos Presupuestales

Al 31/may./2023

Fuente de Ingresos		Ley de Ingresos Estimada	Ampliaciones / (Reducciones)	Ley de Ingresos Modificada	Ingresos Devengados	Ingresos Recaudados	Devengado Por Recaudar	Avance de Recaudación <small>(Recaudación / In / Estimación An)</small>
43.00	<u>Derechos por prestación de servicios</u>	\$71,821,042.04	\$0.00	\$71,821,042.04	\$36,356,053.48	\$36,356,053.48	\$0.00	50.62 %
	TASA 0%	\$44,411,485.94	\$0.00	\$44,411,485.94	\$36,175,515.56	\$36,175,515.56	\$0.00	81.45 %
	SERVICIO DE AGUA POTABLE SIN IVA	\$42,412,969.07	\$0.00	\$42,412,969.07	\$36,175,515.56	\$36,175,515.56	\$0.00	85.29 %
	SERVICIOS DE AGUA POTABLE SIN IVA AÑOS	\$1,998,516.87	\$0.00	\$1,998,516.87	\$0.00	\$0.00	\$0.00	0.00 %
	TASA 16%	\$27,409,556.10	\$0.00	\$27,409,556.10	\$13,779,783.65	\$13,779,783.65	\$0.00	50.27 %
	SERVICIO DE AGUA POTABLE CON IVA	\$9,048,533.46	\$0.00	\$9,048,533.46	\$4,874,741.34	\$4,874,741.34	\$0.00	53.87 %
	SERVICIOS DE ALCANTARILLADO	\$6,575,587.56	\$0.00	\$6,575,587.56	\$4,458,754.35	\$4,458,754.35	\$0.00	67.80 %
	SERVICIOS DE SANEAMIENTO	\$2,338,938.77	\$0.00	\$2,338,938.77	\$1,566,323.46	\$1,566,323.46	\$0.00	66.96 %
	CONTRATACION DE TOMA DE AGUA POTABLE	\$1,096,608.27	\$0.00	\$1,096,608.27	\$453,406.07	\$453,406.07	\$0.00	41.34 %
	CONTRATACION Y SERVICIO DE	\$613,024.72	\$0.00	\$613,024.72	\$269,388.39	\$269,388.39	\$0.00	43.94 %
	CORTES Y RECONEXIONES	\$85,790.00	\$0.00	\$85,790.00	\$135,653.05	\$135,653.05	\$0.00	158.12 %
	DESCARGAS DE AGUAS RESIDUALES	\$291,413.25	\$0.00	\$291,413.25	\$210,517.49	\$210,517.49	\$0.00	72.24 %
	SERVICIOS ADMINISTRATIVOS	\$622,173.52	\$0.00	\$622,173.52	\$402,317.12	\$402,317.12	\$0.00	64.66 %
	SERVICIOS DE DESAZOLVE	\$518,260.30	\$0.00	\$518,260.30	\$259,522.35	\$259,522.35	\$0.00	50.07 %
	SERVICIOS TECNICOS OPERATIVOS	\$852,757.85	\$0.00	\$852,757.85	\$350,409.94	\$350,409.94	\$0.00	41.09 %
	ESTUDIO DE FACTIBILIDAD POR FRACCIONADOR	\$472,046.11	\$0.00	\$472,046.11	\$22.40	\$22.40	\$0.00	0.00 %
	DERECHO DE SERVICIO	\$3,663,338.57	\$0.00	\$3,663,338.57	\$798,727.69	\$798,727.69	\$0.00	21.80 %
	PRESUPUESTO	\$15,566.99	\$0.00	\$15,566.99	\$0.00	\$0.00	\$0.00	0.00 %
	INFRAESTRUCTURA IDRAULICA Y SANITARIA	\$600.00	\$0.00	\$600.00	\$0.00	\$0.00	\$0.00	0.00 %
	SERVICIO DE VIDEOINSPECCION DE	\$2,535.06	\$0.00	\$2,535.06	\$0.00	\$0.00	\$0.00	0.00 %
	SERVICIOS DE AGUA POTABLE CON IVA AÑOS	\$819,005.75	\$0.00	\$819,005.75	\$0.00	\$0.00	\$0.00	0.00 %
	ALCANTARILLADO AÑOS ANTERIORES	\$288,282.54	\$0.00	\$288,282.54	\$0.00	\$0.00	\$0.00	0.00 %
	SANEAMIENTO AÑOS ANTERIORES	\$105,093.38	\$0.00	\$105,093.38	\$0.00	\$0.00	\$0.00	0.00 %
44.00	<u>Otros Derechos</u>	\$152,533.04	\$0.00	\$152,533.04	\$9,001.21	\$9,001.21	\$0.00	5.90 %
	TASA 0%	\$152,533.04	\$0.00	\$152,533.04	\$273.22	\$273.22	\$0.00	0.17 %
	OTROS INGRESOS	\$152,533.04	\$0.00	\$152,533.04	\$273.22	\$273.22	\$0.00	0.17 %
	TASA 16%	\$0.00	\$0.00	\$0.00	\$8,727.99	\$8,727.99	\$0.00	0.00 %
	OTROS INGRESOS	\$0.00	\$0.00	\$0.00	\$8,727.99	\$8,727.99	\$0.00	0.00 %
45.00	<u>Accesorios de Derechos</u>	\$2,599,539.40	\$0.00	\$2,599,539.40	\$1,360,299.56	\$1,360,299.56	\$0.00	52.32 %
	RECARGOS Y REGULARIZACIÓN	\$2,599,539.40	\$0.00	\$2,599,539.40	\$1,360,299.56	\$1,360,299.56	\$0.00	52.32 %
	RECARGOS Y REGULARIZACION	\$2,599,539.40	\$0.00	\$2,599,539.40	\$1,360,299.56	\$1,360,299.56	\$0.00	52.32 %
51.00	<u>Productos</u>	\$1,960,898.06	\$0.00	\$1,960,898.06	\$802,987.73	\$802,987.73	\$0.00	40.94 %

	MEDIDOR E INSTALACION DE MEDIDORES AL 16%	\$1,960,898.06	\$0.00	\$1,960,898.06	\$802,987.73	\$802,987.73	\$0.00	40.94 %
	MEDIDOR E INSTALACION DE MEDIDORES 16%	\$1,960,898.06	\$0.00	\$1,960,898.06	\$802,987.73	\$802,987.73	\$0.00	40.94 %
61.00	Aprovechamientos	\$2,397,900.05	\$0.00	\$2,397,900.05	\$1,089,128.57	\$1,089,128.57	\$0.00	45.42 %
61-09	OTROS APROVECHAMIENTOS	\$2,397,900.05	\$0.00	\$2,397,900.05	\$1,089,128.57	\$1,089,128.57	\$0.00	45.42 %
	TASA DE 0%	\$543,900.05	\$0.00	\$543,900.05	\$161,312.13	\$161,312.13	\$0.00	29.65 %
	MULTAS E INFRACCIONES	\$543,900.05	\$0.00	\$543,900.05	\$161,312.13	\$161,312.13	\$0.00	29.65 %
	TASA DE 16%	\$1,854,000.00	\$0.00	\$1,854,000.00	\$927,816.44	\$927,816.44	\$0.00	50.04 %
	SERVICIOS DE AGUA EN PIPAS	\$1,854,000.00	\$0.00	\$1,854,000.00	\$927,816.44	\$927,816.44	\$0.00	50.04 %
79.00	Otros Ingresos	\$0.00	\$0.00	\$0.00	\$38,162.88	\$38,162.88	\$0.00	0.00 %
79-01	INTERESES GANADOS DE TÍTULOS, VALORES Y	\$0.00	\$0.00	\$0.00	\$38,162.88	\$38,162.88	\$0.00	0.00 %
	INTERESES GANADOS DE VALORES, CREDITOS,	\$0.00	\$0.00	\$0.00	\$38,162.88	\$38,162.88	\$0.00	0.00 %
	REPO	\$0.00	\$0.00	\$0.00	\$37,235.89	\$37,235.89	\$0.00	0.00 %
	ISR	\$0.00	\$0.00	\$0.00	\$926.99	\$926.99	\$0.00	0.00 %
81.00	Participaciones	\$0.00	\$0.00	\$0.00	\$973,220.00	\$973,220.00	\$0.00	0.00 %
	ISR PARTICIPABLE	\$0.00	\$0.00	\$0.00	\$973,220.00	\$973,220.00	\$0.00	0.00 %
	ISR PARTICIPABLE	\$0.00	\$0.00	\$0.00	\$973,220.00	\$973,220.00	\$0.00	0.00 %
93.00	Subsidios y Subvenciones	\$0.00	\$0.00	\$0.00	\$208,079.00	\$208,079.00	\$0.00	0.00 %
	DEVOLUCION DE IVA	\$0.00	\$0.00	\$0.00	\$208,079.00	\$208,079.00	\$0.00	0.00 %
	Total	\$78,931,912.59	\$0.00	\$78,931,912.59	\$54,436,178.16	\$54,436,178.16	\$0.00	68.96 %

"Bajo protesta de decir verdad declaramos que las cifras contenidas en este estado financiero son veraces y contienen toda la información referente a la situación y/o los resultados de la Comisión de Agua y Alcantarillado del Municipio de Tulancingo de Bravo, afirmando ser legalmente responsables de la autenticidad y veracidad de las mismas, y asimismo asumimos la responsabilidad derivada de cualquier declaración en falso sobre las mismas"

LUIS ENRIQUE HIDALGO HERNANDEZ
DIRECTOR GENERAL

LIC. JUAN CARLOS LARA ARROYO
COMISARIO

MTRA CLAUDIA LETICIA ALTAMIRA MENDOZA
DIRECTORA DE ADMINISTRACIÓN Y FINANZAS


LCM

Comisión de Agua y Alcantarillado del Municipio de Tulancingo de Bravo, Hidalgo
ESTADO DE HIDALGO
Estado Analítico de Ingresos Presupuestales

Al 30/abr./2023

Fuente de Ingresos	Ley de Ingresos Estimada	Ampliaciones / (Reducciones)	Ley de Ingresos Modificada	Ingresos Devengados	Ingresos Recaudados	Devengado Por Recaudar	Avance de Recaudación <small>(Recaudación / 5n / Estimación An)</small>
43.00 Derechos por prestación de servicios	\$71,821,042.04	\$0.00	\$71,821,042.04	\$29,476,461.48	\$29,476,461.48	\$0.00	41.04 %
TASA 0%	\$44,411,485.94	\$0.00	\$44,411,485.94	\$33,960,824.12	\$33,960,824.12	\$0.00	76.46 %
SERVICIO DE AGUA POTABLE SIN IVA	\$42,412,969.07	\$0.00	\$42,412,969.07	\$33,960,824.12	\$33,960,824.12	\$0.00	80.07 %
SERVICIOS DE AGUA POTABLE SIN IVA AÑOS	\$1,998,516.87	\$0.00	\$1,998,516.87	\$0.00	\$0.00	\$0.00	0.00 %
TASA 16%	\$27,409,556.10	\$0.00	\$27,409,556.10	\$11,938,833.57	\$11,938,833.57	\$0.00	43.55 %
SERVICIO DE AGUA POTABLE CON IVA	\$9,048,533.46	\$0.00	\$9,048,533.46	\$4,118,783.42	\$4,118,783.42	\$0.00	45.51 %
SERVICIOS DE ALCANTARILLADO	\$6,575,587.56	\$0.00	\$6,575,587.56	\$4,105,431.74	\$4,105,431.74	\$0.00	62.43 %
SERVICIOS DE SANEAMIENTO	\$2,338,938.77	\$0.00	\$2,338,938.77	\$1,436,074.11	\$1,436,074.11	\$0.00	61.39 %
CONTRATACION DE TOMA DE AGUA POTABLE	\$1,096,608.27	\$0.00	\$1,096,608.27	\$348,259.52	\$348,259.52	\$0.00	31.75 %
CONTRATACION Y SERVICIO DE	\$613,024.72	\$0.00	\$613,024.72	\$184,478.68	\$184,478.68	\$0.00	30.09 %
CORTES Y RECONEXIONES	\$85,790.00	\$0.00	\$85,790.00	\$103,528.41	\$103,528.41	\$0.00	120.67 %
DESCARGAS DE AGUAS RESIDUALES	\$291,413.25	\$0.00	\$291,413.25	\$180,471.73	\$180,471.73	\$0.00	61.92 %
SERVICIOS ADMINISTRATIVOS	\$622,173.52	\$0.00	\$622,173.52	\$337,840.42	\$337,840.42	\$0.00	54.30 %
SERVICIOS DE DESAZOLVE	\$518,260.30	\$0.00	\$518,260.30	\$192,293.12	\$192,293.12	\$0.00	37.10 %
SERVICIOS TECNICOS OPERATIVOS	\$852,757.85	\$0.00	\$852,757.85	\$248,412.01	\$248,412.01	\$0.00	29.13 %
ESTUDIO DE FACTIBILIDAD POR FRACCIONADOR	\$472,046.11	\$0.00	\$472,046.11	\$22.40	\$22.40	\$0.00	0.00 %
DERECHO DE SERVICIO	\$3,663,338.57	\$0.00	\$3,663,338.57	\$683,238.01	\$683,238.01	\$0.00	18.65 %
PRESUPUESTO	\$15,566.99	\$0.00	\$15,566.99	\$0.00	\$0.00	\$0.00	0.00 %
INFRAESTRUCTURA IDRAULICA Y SANITARIA	\$600.00	\$0.00	\$600.00	\$0.00	\$0.00	\$0.00	0.00 %
SERVICIO DE VIDEOINSPECCION DE	\$2,535.06	\$0.00	\$2,535.06	\$0.00	\$0.00	\$0.00	0.00 %
SERVICIOS DE AGUA POTABLE CON IVA AÑOS	\$819,005.75	\$0.00	\$819,005.75	\$0.00	\$0.00	\$0.00	0.00 %
ALCANTARILLADO AÑOS ANTERIORES	\$288,282.54	\$0.00	\$288,282.54	\$0.00	\$0.00	\$0.00	0.00 %
SANEAMIENTO AÑOS ANTERIORES	\$105,093.38	\$0.00	\$105,093.38	\$0.00	\$0.00	\$0.00	0.00 %
44.00 Otros Derechos	\$152,533.04	\$0.00	\$152,533.04	\$9,001.21	\$9,001.21	\$0.00	5.90 %
TASA 0%	\$152,533.04	\$0.00	\$152,533.04	\$273.22	\$273.22	\$0.00	0.17 %
OTROS INGRESOS	\$152,533.04	\$0.00	\$152,533.04	\$273.22	\$273.22	\$0.00	0.17 %
TASA 16%	\$0.00	\$0.00	\$0.00	\$8,727.99	\$8,727.99	\$0.00	0.00 %
OTROS INGRESOS	\$0.00	\$0.00	\$0.00	\$8,727.99	\$8,727.99	\$0.00	0.00 %
45.00 Accesorios de Derechos	\$2,599,539.40	\$0.00	\$2,599,539.40	\$1,129,352.56	\$1,129,352.56	\$0.00	43.44 %
RECARGOS Y REGULARIZACIÓN	\$2,599,539.40	\$0.00	\$2,599,539.40	\$1,129,352.56	\$1,129,352.56	\$0.00	43.44 %
RECARGOS Y REGULARIZACION	\$2,599,539.40	\$0.00	\$2,599,539.40	\$1,129,352.56	\$1,129,352.56	\$0.00	43.44 %
51.00 Productos	\$1,960,898.06	\$0.00	\$1,960,898.06	\$651,238.38	\$651,238.38	\$0.00	33.21 %

	MEDIDOR E INSTALACION DE MEDIDORES AL 16%	\$1,960,898.06	\$0.00	\$1,960,898.06	\$651,238.38	\$651,238.38	\$0.00	33.21 %
	MEDIDOR E INSTALACION DE MEDIDORES 16%	\$1,960,898.06	\$0.00	\$1,960,898.06	\$651,238.38	\$651,238.38	\$0.00	33.21 %
61.00	Aprovechamientos	\$2,397,900.05	\$0.00	\$2,397,900.05	\$880,242.67	\$880,242.67	\$0.00	36.70 %
61-09	OTROS APROVECHAMIENTOS	\$2,397,900.05	\$0.00	\$2,397,900.05	\$880,242.67	\$880,242.67	\$0.00	36.70 %
	TASA DE 0%	\$543,900.05	\$0.00	\$543,900.05	\$135,901.19	\$135,901.19	\$0.00	24.98 %
	MULTAS E INFRACCIONES	\$543,900.05	\$0.00	\$543,900.05	\$135,901.19	\$135,901.19	\$0.00	24.98 %
	TASA DE 16%	\$1,854,000.00	\$0.00	\$1,854,000.00	\$744,341.48	\$744,341.48	\$0.00	40.14 %
	SERVICIOS DE AGUA EN PIPAS	\$1,854,000.00	\$0.00	\$1,854,000.00	\$744,341.48	\$744,341.48	\$0.00	40.14 %
79.00	Otros Ingresos	\$0.00	\$0.00	\$0.00	\$4,456.89	\$4,456.89	\$0.00	0.00 %
79-01	INTERESES GANADOS DE TÍTULOS, VALORES Y	\$0.00	\$0.00	\$0.00	\$4,456.89	\$4,456.89	\$0.00	0.00 %
	INTERESES GANADOS DE VALORES, CREDITOS,	\$0.00	\$0.00	\$0.00	\$4,456.89	\$4,456.89	\$0.00	0.00 %
	REPO	\$0.00	\$0.00	\$0.00	\$3,535.95	\$3,535.95	\$0.00	0.00 %
	ISR	\$0.00	\$0.00	\$0.00	\$920.94	\$920.94	\$0.00	0.00 %
81.00	Participaciones	\$0.00	\$0.00	\$0.00	\$834,247.00	\$834,247.00	\$0.00	0.00 %
	ISR PARTICIPABLE	\$0.00	\$0.00	\$0.00	\$834,247.00	\$834,247.00	\$0.00	0.00 %
	ISR PARTICIPABLE	\$0.00	\$0.00	\$0.00	\$834,247.00	\$834,247.00	\$0.00	0.00 %
93.00	Subsidios y Subvenciones	\$0.00	\$0.00	\$0.00	\$208,079.00	\$208,079.00	\$0.00	0.00 %
	DEVOLUCION DE IVA	\$0.00	\$0.00	\$0.00	\$208,079.00	\$208,079.00	\$0.00	0.00 %
	Total	\$78,931,912.59	\$0.00	\$78,931,912.59	\$49,616,275.40	\$49,616,275.40	\$0.00	62.85 %




"Bajo protesta de decir verdad declaramos que las cifras contenidas en este estado financiero son veraces y contienen toda la información referente a la situación y/o los resultados de la Comisión de Agua y Alcantarillado del Municipio de Tulancingo de Bravo, afirmando ser legalmente responsables de la autenticidad y veracidad de las mismas, y asimismo asumimos la responsabilidad derivada de cualquier declaración en falso sobre las mismas"



 LUIS ENRIQUE HIDALGO HERNANDEZ
 DIRECTOR GENERAL



 LIC. JUAN CARLOS LARA ARROYO
 COMISARIO



 MTRA. CLAUDIA LETICIA ALTAMIRA MENDOZA
 DIRECTORA DE ADMINISTRACIÓN Y FINANZAS

