



Comisión de Agua y Alcantarillado del Municipio de Tulancingo de Bravo, Hidalgo
ESTADO DE HIDALGO
Estado Analítico del Ejercicio del Presupuesto de Egresos por Fuente de Financiamiento Del 01/ene./2022 Al 31/dic./2022

| Ejercicio del Presupuesto | | Egresos Aprobado Al 31/12/2022 | Ampliaciones (Reducciones) | Egresos Modificado | Egresos Comprometido | Egresos Devengado | Egresos Ejercido | Egresos Pagado | Subejercicio |
|---------------------------|---|--------------------------------|----------------------------|--------------------|----------------------|-------------------|------------------|-----------------|--------------|
| 140 | INGRESOS PROPIOS | | | | | | | | |
| 100000 | SERVICIOS PERSONALES | \$24,982,895.02 | \$1,421,624.07 | \$26,404,519.09 | \$26,404,519.09 | \$26,404,519.09 | \$26,404,519.09 | \$26,404,519.09 | \$0.00 |
| 110000 | Remuneraciones al personal de carácter permanente | \$20,325,506.66 | \$76,992.34 | \$20,402,499.00 | \$20,402,499.00 | \$20,402,499.00 | \$20,402,499.00 | \$20,402,499.00 | \$0.00 |
| 113000 | Sueldos base al personal permanente | \$20,325,506.66 | \$76,992.34 | \$20,402,499.00 | \$20,402,499.00 | \$20,402,499.00 | \$20,402,499.00 | \$20,402,499.00 | \$0.00 |
| 113001 | Sueldos | \$20,325,506.66 | \$76,992.34 | \$20,402,499.00 | \$20,402,499.00 | \$20,402,499.00 | \$20,402,499.00 | \$20,402,499.00 | \$0.00 |
| 120000 | Remuneraciones al personal de carácter transitorio | \$181,579.00 | \$1,203,401.80 | \$1,384,980.80 | \$1,384,980.80 | \$1,384,980.80 | \$1,384,980.80 | \$1,384,980.80 | \$0.00 |
| 122000 | Sueldos base al personal eventual | \$181,579.00 | \$1,203,401.80 | \$1,384,980.80 | \$1,384,980.80 | \$1,384,980.80 | \$1,384,980.80 | \$1,384,980.80 | \$0.00 |
| 122001 | Sueldo Base a Personal Eventual | \$181,579.00 | \$1,203,401.80 | \$1,384,980.80 | \$1,384,980.80 | \$1,384,980.80 | \$1,384,980.80 | \$1,384,980.80 | \$0.00 |
| 130000 | Remuneraciones adicionales y especiales | \$4,144,899.18 | -\$96,212.87 | \$4,048,686.31 | \$4,048,686.31 | \$4,048,686.31 | \$4,048,686.31 | \$4,048,686.31 | \$0.00 |
| 132000 | Primas de vacaciones, dominical y gratificación de fin de año | \$4,137,899.18 | -\$89,212.87 | \$4,048,686.31 | \$4,048,686.31 | \$4,048,686.31 | \$4,048,686.31 | \$4,048,686.31 | \$0.00 |
| 132001 | Prima de Vacaciones y Dominical | \$383,968.68 | -\$78,940.68 | \$305,028.00 | \$305,028.00 | \$305,028.00 | \$305,028.00 | \$305,028.00 | \$0.00 |
| 132002 | Gratificación Anual | \$3,753,930.50 | -\$10,272.19 | \$3,743,658.31 | \$3,743,658.31 | \$3,743,658.31 | \$3,743,658.31 | \$3,743,658.31 | \$0.00 |
| 133000 | Horas extraordinarias | \$7,000.00 | -\$7,000.00 | \$0.00 | \$0.00 | \$0.00 | \$0.00 | \$0.00 | \$0.00 |
| 133001 | Horas extras | \$7,000.00 | -\$7,000.00 | \$0.00 | \$0.00 | \$0.00 | \$0.00 | \$0.00 | \$0.00 |
| 150000 | Otras prestaciones sociales y económicas | \$330,910.18 | \$237,442.80 | \$568,352.98 | \$568,352.98 | \$568,352.98 | \$568,352.98 | \$568,352.98 | \$0.00 |
| 152000 | Indemnizaciones | \$22,095.00 | \$12,159.93 | \$34,254.93 | \$34,254.93 | \$34,254.93 | \$34,254.93 | \$34,254.93 | \$0.00 |
| 152001 | Indemnizaciones | \$22,095.00 | \$12,159.93 | \$34,254.93 | \$34,254.93 | \$34,254.93 | \$34,254.93 | \$34,254.93 | \$0.00 |
| 159000 | Otras prestaciones sociales y económicas | \$308,815.18 | \$225,282.87 | \$534,098.05 | \$534,098.05 | \$534,098.05 | \$534,098.05 | \$534,098.05 | \$0.00 |
| 159002 | Otras Prestaciones | \$308,815.18 | \$225,282.87 | \$534,098.05 | \$534,098.05 | \$534,098.05 | \$534,098.05 | \$534,098.05 | \$0.00 |
| 200000 | MATERIALES Y SUMINISTROS | \$5,181,879.01 | \$2,699,268.80 | \$7,881,147.81 | \$7,881,147.81 | \$7,881,147.81 | \$7,881,147.81 | \$7,862,948.26 | \$0.00 |
| 210000 | Materiales de administración, emisión de documentos y artículos | \$402,303.07 | \$41,502.79 | \$443,805.86 | \$443,805.86 | \$443,805.86 | \$443,805.86 | \$443,805.86 | \$0.00 |
| 211000 | Materiales, útiles y equipos menores de oficina | \$153,090.87 | \$204,153.69 | \$357,244.56 | \$357,244.56 | \$357,244.56 | \$357,244.56 | \$357,244.56 | \$0.00 |
| 211001 | Material de Oficina | \$153,090.87 | \$204,153.69 | \$357,244.56 | \$357,244.56 | \$357,244.56 | \$357,244.56 | \$357,244.56 | \$0.00 |
| 212000 | Materiales y útiles de impresión y reproducción | \$130,050.40 | -\$119,223.90 | \$10,826.50 | \$10,826.50 | \$10,826.50 | \$10,826.50 | \$10,826.50 | \$0.00 |
| 212001 | Materiales y Útiles de Impresión | \$130,050.40 | -\$119,223.90 | \$10,826.50 | \$10,826.50 | \$10,826.50 | \$10,826.50 | \$10,826.50 | \$0.00 |
| 214000 | Materiales, útiles y equipos menores de tecnologías de la | \$37,680.24 | -\$20,036.42 | \$17,643.82 | \$17,643.82 | \$17,643.82 | \$17,643.82 | \$17,643.82 | \$0.00 |
| 214001 | Material para Bienes Informáticos | \$37,430.24 | -\$19,786.42 | \$17,643.82 | \$17,643.82 | \$17,643.82 | \$17,643.82 | \$17,643.82 | \$0.00 |
| 214002 | Materiales de Grabación | \$250.00 | -\$250.00 | \$0.00 | \$0.00 | \$0.00 | \$0.00 | \$0.00 | \$0.00 |
| 215000 | Material impreso e información digital | \$36,199.00 | \$8,636.00 | \$44,835.00 | \$44,835.00 | \$44,835.00 | \$44,835.00 | \$44,835.00 | \$0.00 |
| 215001 | Suscripciones a Publicaciones y Periódicos | \$36,199.00 | \$8,636.00 | \$44,835.00 | \$44,835.00 | \$44,835.00 | \$44,835.00 | \$44,835.00 | \$0.00 |




| | | | | | | | | | | |
|--------|--|----------------|----------------|----------------|----------------|----------------|----------------|----------------|----------------|--------|
| 216000 | Material de limpieza | \$43,197.42 | -\$29,941.44 | \$13,255.98 | \$13,255.98 | \$13,255.98 | \$13,255.98 | \$13,255.98 | \$13,255.98 | \$0.00 |
| 216001 | Material de Limpieza | \$43,197.42 | -\$29,941.44 | \$13,255.98 | \$13,255.98 | \$13,255.98 | \$13,255.98 | \$13,255.98 | \$13,255.98 | \$0.00 |
| 218000 | Materiales para el registro e identificación de bienes y personas | \$2,085.14 | -\$2,085.14 | \$0.00 | \$0.00 | \$0.00 | \$0.00 | \$0.00 | \$0.00 | \$0.00 |
| 218002 | Identificadores e iconos de señalización | \$2,085.14 | -\$2,085.14 | \$0.00 | \$0.00 | \$0.00 | \$0.00 | \$0.00 | \$0.00 | \$0.00 |
| 220000 | Alimentos y utensilios | \$18,431.45 | \$64,877.14 | \$83,308.59 | \$83,308.59 | \$83,308.59 | \$83,308.59 | \$83,308.59 | \$83,308.59 | \$0.00 |
| 221000 | Productos alimenticios para personas | \$18,431.45 | \$64,877.14 | \$83,308.59 | \$83,308.59 | \$83,308.59 | \$83,308.59 | \$83,308.59 | \$83,308.59 | \$0.00 |
| 221001 | Alimentación de Personas | \$18,431.45 | \$64,877.14 | \$83,308.59 | \$83,308.59 | \$83,308.59 | \$83,308.59 | \$83,308.59 | \$83,308.59 | \$0.00 |
| 230000 | Materias primas y materiales de producción y comercialización | \$72,566.32 | \$42,985.49 | \$115,551.81 | \$115,551.81 | \$115,551.81 | \$115,551.81 | \$115,551.81 | \$115,551.81 | \$0.00 |
| 231000 | Productos alimenticios, agropecuarios y forestales adquiridos como | \$0.00 | \$1,656.00 | \$1,656.00 | \$1,656.00 | \$1,656.00 | \$1,656.00 | \$1,656.00 | \$1,656.00 | \$0.00 |
| 231004 | Productos de madera | \$0.00 | \$1,656.00 | \$1,656.00 | \$1,656.00 | \$1,656.00 | \$1,656.00 | \$1,656.00 | \$1,656.00 | \$0.00 |
| 234000 | Combustibles, lubricantes, aditivos, carbón y sus derivados | \$72,566.32 | \$41,329.49 | \$113,895.81 | \$113,895.81 | \$113,895.81 | \$113,895.81 | \$113,895.81 | \$113,895.81 | \$0.00 |
| 234001 | Combustibles, lubricantes y aditivos, | \$72,566.32 | \$41,329.49 | \$113,895.81 | \$113,895.81 | \$113,895.81 | \$113,895.81 | \$113,895.81 | \$113,895.81 | \$0.00 |
| 240000 | Materiales y artículos de construcción y de reparación | \$1,552,733.45 | \$969,877.63 | \$2,522,611.08 | \$2,522,611.08 | \$2,522,611.08 | \$2,522,611.08 | \$2,522,611.08 | \$2,522,611.08 | \$0.00 |
| 241000 | Productos minerales no metálicos | \$178,090.60 | \$134,855.26 | \$312,945.86 | \$312,945.86 | \$312,945.86 | \$312,945.86 | \$312,945.86 | \$312,945.86 | \$0.00 |
| 241001 | Productos minerales no metálicos | \$178,090.60 | \$134,855.26 | \$312,945.86 | \$312,945.86 | \$312,945.86 | \$312,945.86 | \$312,945.86 | \$312,945.86 | \$0.00 |
| 242000 | Cemento y productos de concreto | \$361,680.00 | \$19,739.15 | \$381,419.15 | \$381,419.15 | \$381,419.15 | \$381,419.15 | \$381,419.15 | \$381,419.15 | \$0.00 |
| 242001 | Cemento y productos de concreto | \$361,680.00 | \$19,739.15 | \$381,419.15 | \$381,419.15 | \$381,419.15 | \$381,419.15 | \$381,419.15 | \$381,419.15 | \$0.00 |
| 243000 | Cal, yeso y productos de yeso | \$9,354.27 | -\$8,212.03 | \$1,142.24 | \$1,142.24 | \$1,142.24 | \$1,142.24 | \$1,142.24 | \$1,142.24 | \$0.00 |
| 243001 | Cal, yeso y productos de yeso | \$9,354.27 | -\$8,212.03 | \$1,142.24 | \$1,142.24 | \$1,142.24 | \$1,142.24 | \$1,142.24 | \$1,142.24 | \$0.00 |
| 244000 | Madera y productos de madera | \$29,977.88 | -\$24,402.64 | \$5,575.24 | \$5,575.24 | \$5,575.24 | \$5,575.24 | \$5,575.24 | \$5,575.24 | \$0.00 |
| 244001 | Madera y productos de madera | \$29,977.88 | -\$24,402.64 | \$5,575.24 | \$5,575.24 | \$5,575.24 | \$5,575.24 | \$5,575.24 | \$5,575.24 | \$0.00 |
| 245000 | Vidrio y productos de vidrio | \$0.00 | \$4,466.90 | \$4,466.90 | \$4,466.90 | \$4,466.90 | \$4,466.90 | \$4,466.90 | \$4,466.90 | \$0.00 |
| 245001 | Vidrio y productos de vidrio | \$0.00 | \$4,466.90 | \$4,466.90 | \$4,466.90 | \$4,466.90 | \$4,466.90 | \$4,466.90 | \$4,466.90 | \$0.00 |
| 246000 | Material eléctrico y electrónico | \$18,541.00 | \$33,863.02 | \$52,404.02 | \$52,404.02 | \$52,404.02 | \$52,404.02 | \$52,404.02 | \$52,404.02 | \$0.00 |
| 246001 | Material Eléctrico | \$18,541.00 | \$33,863.02 | \$52,404.02 | \$52,404.02 | \$52,404.02 | \$52,404.02 | \$52,404.02 | \$52,404.02 | \$0.00 |
| 247000 | Artículos metálicos para la construcción | \$105,634.06 | \$207,040.82 | \$312,674.88 | \$312,674.88 | \$312,674.88 | \$312,674.88 | \$312,674.88 | \$312,674.88 | \$0.00 |
| 247001 | Artículos metálicos para la construcción | \$105,634.06 | \$207,040.82 | \$312,674.88 | \$312,674.88 | \$312,674.88 | \$312,674.88 | \$312,674.88 | \$312,674.88 | \$0.00 |
| 249000 | Otros materiales y artículos de construcción y reparación | \$849,455.64 | \$602,527.15 | \$1,451,982.79 | \$1,451,982.79 | \$1,451,982.79 | \$1,451,982.79 | \$1,451,982.79 | \$1,451,982.79 | \$0.00 |
| 249001 | Otros materiales y artículos de construcción y reparación | \$849,455.64 | \$602,527.15 | \$1,451,982.79 | \$1,451,982.79 | \$1,451,982.79 | \$1,451,982.79 | \$1,451,982.79 | \$1,451,982.79 | \$0.00 |
| 250000 | Productos químicos, farmacéuticos y de laboratorio | \$715,936.41 | -\$198,352.06 | \$517,584.35 | \$517,584.35 | \$517,584.35 | \$517,584.35 | \$517,584.35 | \$517,584.35 | \$0.00 |
| 256000 | Fibras sintéticas, hules, plásticos y derivados | \$90.52 | -\$90.52 | \$0.00 | \$0.00 | \$0.00 | \$0.00 | \$0.00 | \$0.00 | \$0.00 |
| 256001 | Fibras sintéticas, hules, plásticos y derivados | \$90.52 | -\$90.52 | \$0.00 | \$0.00 | \$0.00 | \$0.00 | \$0.00 | \$0.00 | \$0.00 |
| 259000 | Otros productos químicos | \$715,845.89 | -\$198,261.54 | \$517,584.35 | \$517,584.35 | \$517,584.35 | \$517,584.35 | \$517,584.35 | \$517,584.35 | \$0.00 |
| 259001 | Otros productos químicos | \$715,845.89 | -\$198,261.54 | \$517,584.35 | \$517,584.35 | \$517,584.35 | \$517,584.35 | \$517,584.35 | \$517,584.35 | \$0.00 |
| 260000 | Combustibles, lubricantes y aditivos | \$1,624,802.01 | \$1,191,336.11 | \$2,816,138.12 | \$2,816,138.12 | \$2,816,138.12 | \$2,816,138.12 | \$2,816,138.12 | \$2,816,138.12 | \$0.00 |
| 261000 | Combustibles, lubricantes y aditivos | \$1,624,802.01 | \$1,191,336.11 | \$2,816,138.12 | \$2,816,138.12 | \$2,816,138.12 | \$2,816,138.12 | \$2,816,138.12 | \$2,816,138.12 | \$0.00 |
| 261001 | Combustibles y Lubricantes vehículos y equipos terrestres | \$1,624,802.01 | \$1,191,336.11 | \$2,816,138.12 | \$2,816,138.12 | \$2,816,138.12 | \$2,816,138.12 | \$2,816,138.12 | \$2,816,138.12 | \$0.00 |
| 270000 | Vestuario, blancos, prendas de protección y artículos deportivos | \$168,223.50 | \$60,716.53 | \$228,940.03 | \$228,940.03 | \$228,940.03 | \$228,940.03 | \$228,940.03 | \$228,940.03 | \$0.00 |
| 271000 | Vestuario y uniformes | \$60,055.02 | \$31,343.43 | \$91,398.45 | \$91,398.45 | \$91,398.45 | \$91,398.45 | \$91,398.45 | \$91,398.45 | \$0.00 |
| 271001 | Vestuario, Uniformes | \$60,055.02 | \$31,343.43 | \$91,398.45 | \$91,398.45 | \$91,398.45 | \$91,398.45 | \$91,398.45 | \$91,398.45 | \$0.00 |



| | | | | | | | | | | |
|---------------|---|------------------------|------------------------|------------------------|------------------------|------------------------|------------------------|------------------------|------------------------|---------------|
| 272000 | Prendas de seguridad y protección personal | \$108,168.48 | \$29,373.10 | \$137,541.58 | \$137,541.58 | \$137,541.58 | \$137,541.58 | \$137,541.58 | \$137,541.58 | \$0.00 |
| 272001 | Prendas de Protección | \$108,168.48 | \$29,373.10 | \$137,541.58 | \$137,541.58 | \$137,541.58 | \$137,541.58 | \$137,541.58 | \$137,541.58 | \$0.00 |
| 290000 | Herramientas, refacciones y accesorios menores | \$626,882.80 | \$526,325.17 | \$1,153,207.97 | \$1,153,207.97 | \$1,153,207.97 | \$1,153,207.97 | \$1,153,207.97 | \$1,153,207.97 | \$0.00 |
| 291000 | Herramientas menores | \$138,504.18 | \$65,705.69 | \$204,209.87 | \$204,209.87 | \$204,209.87 | \$204,209.87 | \$204,209.87 | \$204,209.87 | \$0.00 |
| 291001 | Herramientas Menores | \$138,504.18 | \$65,705.69 | \$204,209.87 | \$204,209.87 | \$204,209.87 | \$204,209.87 | \$204,209.87 | \$204,209.87 | \$0.00 |
| 292000 | Refacciones y accesorios menores de edificios | \$4,593.67 | \$22,531.77 | \$27,125.44 | \$27,125.44 | \$27,125.44 | \$27,125.44 | \$27,125.44 | \$27,125.44 | \$0.00 |
| 292001 | Refacciones y accesorios menores de edificios | \$4,593.67 | \$22,531.77 | \$27,125.44 | \$27,125.44 | \$27,125.44 | \$27,125.44 | \$27,125.44 | \$27,125.44 | \$0.00 |
| 294000 | Refacciones y accesorios menores de equipo de cómputo y | \$14,750.10 | \$10,862.60 | \$25,612.70 | \$25,612.70 | \$25,612.70 | \$25,612.70 | \$25,612.70 | \$25,612.70 | \$0.00 |
| 294001 | Refacciones y accesorios menores de equipo de cómputo y | \$14,750.10 | \$10,862.60 | \$25,612.70 | \$25,612.70 | \$25,612.70 | \$25,612.70 | \$25,612.70 | \$25,612.70 | \$0.00 |
| 296000 | Refacciones y accesorios menores de equipo de transporte | \$413,580.10 | \$188,158.43 | \$601,738.53 | \$601,738.53 | \$601,738.53 | \$601,738.53 | \$601,738.53 | \$601,738.53 | \$0.00 |
| 296001 | Refacciones | \$413,580.10 | \$188,158.43 | \$601,738.53 | \$601,738.53 | \$601,738.53 | \$601,738.53 | \$601,738.53 | \$601,738.53 | \$0.00 |
| 298000 | Refacciones y accesorios menores de maquinaria y otros equipos | \$55,454.75 | \$106,199.45 | \$161,654.20 | \$161,654.20 | \$161,654.20 | \$161,654.20 | \$161,654.20 | \$161,654.20 | \$0.00 |
| 298001 | Refacciones y accesorios menores de maquinaria y otros equipos | \$55,454.75 | \$106,199.45 | \$161,654.20 | \$161,654.20 | \$161,654.20 | \$161,654.20 | \$161,654.20 | \$161,654.20 | \$0.00 |
| 299000 | Refacciones y accesorios menores otros bienes muebles | \$0.00 | \$132,867.23 | \$132,867.23 | \$132,867.23 | \$132,867.23 | \$132,867.23 | \$132,867.23 | \$132,867.23 | \$0.00 |
| 299001 | Refacciones y accesorios menores de equipos de cloración | \$0.00 | \$132,867.23 | \$132,867.23 | \$132,867.23 | \$132,867.23 | \$132,867.23 | \$132,867.23 | \$132,867.23 | \$0.00 |
| 300000 | SERVICIOS GENERALES | \$31,017,571.56 | \$14,310,697.08 | \$45,328,268.64 | \$45,328,268.64 | \$45,328,268.64 | \$45,328,268.64 | \$45,328,268.64 | \$45,328,268.64 | \$0.00 |
| 310000 | Servicios básicos | \$20,093,485.87 | \$11,902,819.92 | \$31,996,305.79 | \$31,996,305.79 | \$31,996,305.79 | \$31,996,305.79 | \$31,996,305.79 | \$31,996,305.79 | \$0.00 |
| 311000 | Energía eléctrica | \$20,054,321.39 | \$11,812,967.46 | \$31,867,288.85 | \$31,867,288.85 | \$31,867,288.85 | \$31,867,288.85 | \$31,867,288.85 | \$31,867,288.85 | \$0.00 |
| 311001 | Servicio de Energía Eléctrica | \$20,054,321.39 | \$11,812,967.46 | \$31,867,288.85 | \$31,867,288.85 | \$31,867,288.85 | \$31,867,288.85 | \$31,867,288.85 | \$31,867,288.85 | \$0.00 |
| 312000 | Gas | \$15,804.28 | \$47,370.18 | \$63,174.46 | \$63,174.46 | \$63,174.46 | \$63,174.46 | \$63,174.46 | \$63,174.46 | \$0.00 |
| 312001 | Gas | \$15,804.28 | \$47,370.18 | \$63,174.46 | \$63,174.46 | \$63,174.46 | \$63,174.46 | \$63,174.46 | \$63,174.46 | \$0.00 |
| 314000 | Telefonía tradicional | \$21,060.20 | \$11,257.87 | \$32,318.07 | \$32,318.07 | \$32,318.07 | \$32,318.07 | \$32,318.07 | \$32,318.07 | \$0.00 |
| 314001 | Servicio Telefónico Tradicional | \$21,060.20 | \$11,257.87 | \$32,318.07 | \$32,318.07 | \$32,318.07 | \$32,318.07 | \$32,318.07 | \$32,318.07 | \$0.00 |
| 315000 | Telefonía celular | \$1,800.00 | \$1,388.75 | \$3,188.75 | \$3,188.75 | \$3,188.75 | \$3,188.75 | \$3,188.75 | \$3,188.75 | \$0.00 |
| 315001 | Servicio de Telefonía Celular | \$1,800.00 | \$1,388.75 | \$3,188.75 | \$3,188.75 | \$3,188.75 | \$3,188.75 | \$3,188.75 | \$3,188.75 | \$0.00 |
| 317000 | Servicios de acceso de Internet, redes y procesamiento de | \$0.00 | \$29,539.31 | \$29,539.31 | \$29,539.31 | \$29,539.31 | \$29,539.31 | \$29,539.31 | \$29,539.31 | \$0.00 |
| 317001 | Servicios de Conducción de Señales Analógicas y Digitales | \$0.00 | \$29,539.31 | \$29,539.31 | \$29,539.31 | \$29,539.31 | \$29,539.31 | \$29,539.31 | \$29,539.31 | \$0.00 |
| 318000 | Servicios postales y telegráficos | \$350.00 | \$446.35 | \$796.35 | \$796.35 | \$796.35 | \$796.35 | \$796.35 | \$796.35 | \$0.00 |
| 318001 | Servicio Postal | \$350.00 | \$446.35 | \$796.35 | \$796.35 | \$796.35 | \$796.35 | \$796.35 | \$796.35 | \$0.00 |
| 319000 | Servicios integrales y otros servicios | \$150.00 | -\$150.00 | \$0.00 | \$0.00 | \$0.00 | \$0.00 | \$0.00 | \$0.00 | \$0.00 |
| 319001 | Servicios integrales y otros servicios | \$150.00 | -\$150.00 | \$0.00 | \$0.00 | \$0.00 | \$0.00 | \$0.00 | \$0.00 | \$0.00 |
| 320000 | Servicios de arrendamiento | \$147,896.26 | \$2,415,578.22 | \$2,563,474.48 | \$2,563,474.48 | \$2,563,474.48 | \$2,563,474.48 | \$2,563,474.48 | \$2,563,474.48 | \$0.00 |
| 323000 | Arrendamiento de mobiliario y equipo de administración, educacional | \$0.00 | \$2,016.35 | \$2,016.35 | \$2,016.35 | \$2,016.35 | \$2,016.35 | \$2,016.35 | \$2,016.35 | \$0.00 |
| 323001 | Arrendamiento de Equipo y Bienes Informáticos | \$0.00 | \$2,016.35 | \$2,016.35 | \$2,016.35 | \$2,016.35 | \$2,016.35 | \$2,016.35 | \$2,016.35 | \$0.00 |
| 325000 | Arrendamiento de equipo de transporte | \$50,000.00 | \$1,551,099.99 | \$1,551,099.99 | \$1,551,099.99 | \$1,551,099.99 | \$1,551,099.99 | \$1,551,099.99 | \$1,551,099.99 | \$0.00 |
| 325001 | Servicios de arrendamiento de vehículos y equipo de transporte. | \$50,000.00 | \$1,551,099.99 | \$1,551,099.99 | \$1,551,099.99 | \$1,551,099.99 | \$1,551,099.99 | \$1,551,099.99 | \$1,551,099.99 | \$0.00 |
| 326000 | Arrendamiento de maquinaria, otros equipos y herramientas | \$66,136.26 | \$924,260.79 | \$990,397.05 | \$990,397.05 | \$990,397.05 | \$990,397.05 | \$990,397.05 | \$990,397.05 | \$0.00 |
| 326001 | Arrendamiento de Maquinaria y Equipo | \$66,136.26 | \$924,260.79 | \$990,397.05 | \$990,397.05 | \$990,397.05 | \$990,397.05 | \$990,397.05 | \$990,397.05 | \$0.00 |
| 327000 | Arrendamiento de activos intangibles | \$11,160.00 | \$3,251.09 | \$14,411.09 | \$14,411.09 | \$14,411.09 | \$14,411.09 | \$14,411.09 | \$14,411.09 | \$0.00 |
| 327001 | Arrendamiento de activos intangibles | \$11,160.00 | \$3,251.09 | \$14,411.09 | \$14,411.09 | \$14,411.09 | \$14,411.09 | \$14,411.09 | \$14,411.09 | \$0.00 |


Handwritten signature and official stamp of the Municipality of Tlaxiaco, Hgo. The stamp includes the coat of arms and text: "COMISION DE AGUAS", "MUNICIPIO DE TULAXIACO", "DE BRAVO, HGO.", "2020-2024", and "MUNICIPIO DE BRAVO".

| | | | | | | | | | |
|--------|--|----------------|----------------|----------------|----------------|----------------|----------------|----------------|--------|
| 329000 | Otros arrendamientos | \$20,600.00 | -\$15,050.00 | \$5,550.00 | \$5,550.00 | \$5,550.00 | \$5,550.00 | \$5,550.00 | \$0.00 |
| 329001 | Otros arrendamientos | \$20,600.00 | -\$15,050.00 | \$5,550.00 | \$5,550.00 | \$5,550.00 | \$5,550.00 | \$5,550.00 | \$0.00 |
| 330000 | Servicios profesionales, científicos, técnicos y otros servicios | \$841,820.03 | \$2,565,087.28 | \$3,406,907.31 | \$3,406,907.31 | \$3,406,907.31 | \$3,406,907.31 | \$3,406,907.31 | \$0.00 |
| 331000 | Servicios legales, de contabilidad, auditoría y relacionados | \$83,517.33 | \$805,824.71 | \$889,342.04 | \$889,342.04 | \$889,342.04 | \$889,342.04 | \$889,342.04 | \$0.00 |
| 331001 | Servicios legales | \$83,517.33 | -\$51,302.22 | \$32,215.11 | \$32,215.11 | \$32,215.11 | \$32,215.11 | \$32,215.11 | \$0.00 |
| 331002 | Servicios de contabilidad, auditoría y servicios relacionados | \$0.00 | \$857,126.93 | \$857,126.93 | \$857,126.93 | \$857,126.93 | \$857,126.93 | \$857,126.93 | \$0.00 |
| 334000 | Servicios de capacitación | \$89,830.50 | -\$82,667.50 | \$7,163.00 | \$7,163.00 | \$7,163.00 | \$7,163.00 | \$7,163.00 | \$0.00 |
| 334001 | Capacitación | \$89,830.50 | -\$82,667.50 | \$7,163.00 | \$7,163.00 | \$7,163.00 | \$7,163.00 | \$7,163.00 | \$0.00 |
| 336000 | Servicios de apoyo administrativo, fotocopiado e impresión | \$62,892.00 | \$145,346.68 | \$208,238.68 | \$208,238.68 | \$208,238.68 | \$208,238.68 | \$208,238.68 | \$0.00 |
| 336001 | Servicios de apoyo administrativo, fotocopiado e impresión | \$62,892.00 | \$145,346.68 | \$208,238.68 | \$208,238.68 | \$208,238.68 | \$208,238.68 | \$208,238.68 | \$0.00 |
| 339000 | Servicios de vigilancia | \$1,200.00 | \$50,180.00 | \$51,380.00 | \$51,380.00 | \$51,380.00 | \$51,380.00 | \$51,380.00 | \$0.00 |
| 338001 | Servicios de Vigilancia | \$1,200.00 | \$50,180.00 | \$51,380.00 | \$51,380.00 | \$51,380.00 | \$51,380.00 | \$51,380.00 | \$0.00 |
| 339000 | Servicios profesionales, científicos y técnicos integrales | \$604,380.20 | \$1,646,403.39 | \$2,250,783.59 | \$2,250,783.59 | \$2,250,783.59 | \$2,250,783.59 | \$2,250,783.59 | \$0.00 |
| 339001 | Estudios e Investigaciones | \$292,500.00 | \$43,789.05 | \$336,289.05 | \$336,289.05 | \$336,289.05 | \$336,289.05 | \$336,289.05 | \$0.00 |
| 339003 | Prestación de Servicios Profesionales | \$311,880.20 | \$1,602,614.34 | \$1,914,494.54 | \$1,914,494.54 | \$1,914,494.54 | \$1,914,494.54 | \$1,914,494.54 | \$0.00 |
| 340000 | Servicios financieros, bancarios y comerciales | \$344,267.55 | \$241,511.79 | \$585,779.34 | \$585,779.34 | \$585,779.34 | \$585,779.34 | \$585,779.34 | \$0.00 |
| 341000 | Servicios financieros y bancarios | \$160,002.20 | \$69,353.61 | \$229,355.81 | \$229,355.81 | \$229,355.81 | \$229,355.81 | \$229,355.81 | \$0.00 |
| 341001 | Intereses, Descuentos, y otros Servicios Bancarios | \$160,002.20 | \$69,353.61 | \$229,355.81 | \$229,355.81 | \$229,355.81 | \$229,355.81 | \$229,355.81 | \$0.00 |
| 345000 | Seguro de bienes patrimoniales | \$163,760.35 | \$84,214.92 | \$247,975.27 | \$247,975.27 | \$247,975.27 | \$247,975.27 | \$247,975.27 | \$0.00 |
| 345001 | Seguros | \$163,760.35 | \$84,214.92 | \$247,975.27 | \$247,975.27 | \$247,975.27 | \$247,975.27 | \$247,975.27 | \$0.00 |
| 347000 | Fletes y maniobras | \$20,505.00 | \$87,943.26 | \$108,448.26 | \$108,448.26 | \$108,448.26 | \$108,448.26 | \$108,448.26 | \$0.00 |
| 347001 | Fletes y Maniobras | \$20,505.00 | \$87,943.26 | \$108,448.26 | \$108,448.26 | \$108,448.26 | \$108,448.26 | \$108,448.26 | \$0.00 |
| 350000 | Servicios de instalación, reparación, mantenimiento y | \$3,141,034.95 | \$409,349.95 | \$3,550,384.90 | \$3,550,384.90 | \$3,550,384.90 | \$3,550,384.90 | \$3,550,384.90 | \$0.00 |
| 351000 | Conservación y mantenimiento menor de inmuebles | \$27,000.00 | -\$25,017.24 | \$1,982.76 | \$1,982.76 | \$1,982.76 | \$1,982.76 | \$1,982.76 | \$0.00 |
| 351001 | Conservación y mantenimiento menor de inmuebles | \$27,000.00 | -\$25,017.24 | \$1,982.76 | \$1,982.76 | \$1,982.76 | \$1,982.76 | \$1,982.76 | \$0.00 |
| 352000 | Instalación, reparación y mantenimiento de mobiliario y equipo de | \$7,500.00 | -\$7,500.00 | \$0.00 | \$0.00 | \$0.00 | \$0.00 | \$0.00 | \$0.00 |
| 352001 | Mantenimiento de Mobiliario y Equipo de Administración | \$6,000.00 | -\$6,000.00 | \$0.00 | \$0.00 | \$0.00 | \$0.00 | \$0.00 | \$0.00 |
| 352002 | Mantenimiento de Equipo y Aparatos de Comunicación y | \$1,500.00 | -\$1,500.00 | \$0.00 | \$0.00 | \$0.00 | \$0.00 | \$0.00 | \$0.00 |
| 353000 | Instalación, reparación y mantenimiento de equipo de cómputo y | \$7,750.40 | -\$1,955.19 | \$5,795.21 | \$5,795.21 | \$5,795.21 | \$5,795.21 | \$5,795.21 | \$0.00 |
| 353001 | Mantenimiento de bienes informáticos | \$7,750.40 | -\$1,955.19 | \$5,795.21 | \$5,795.21 | \$5,795.21 | \$5,795.21 | \$5,795.21 | \$0.00 |
| 355000 | Reparación y mantenimiento de equipo de transporte | \$289,988.13 | \$708,744.70 | \$998,732.83 | \$998,732.83 | \$998,732.83 | \$998,732.83 | \$998,732.83 | \$0.00 |
| 355001 | Mantenimiento de Vehículos | \$289,988.13 | \$708,744.70 | \$998,732.83 | \$998,732.83 | \$998,732.83 | \$998,732.83 | \$998,732.83 | \$0.00 |
| 357000 | Instalación, reparación y mantenimiento de maquinaria, otros | \$2,551,696.42 | -\$248,373.60 | \$2,303,322.82 | \$2,303,322.82 | \$2,303,322.82 | \$2,303,322.82 | \$2,303,322.82 | \$0.00 |
| 357001 | Mantenimiento de Maquinaria y Equipo | \$22,500.00 | \$70,415.18 | \$92,915.18 | \$92,915.18 | \$92,915.18 | \$92,915.18 | \$92,915.18 | \$0.00 |
| 357002 | Mantenimiento e Instalación de Equipos y Herramientas para | \$1,929,196.42 | \$246,135.53 | \$2,175,331.95 | \$2,175,331.95 | \$2,175,331.95 | \$2,175,331.95 | \$2,175,331.95 | \$0.00 |
| 357004 | Mantenimiento, instalación, reparación y de plantas de tratamiento | \$600,000.00 | -\$564,924.31 | \$35,075.69 | \$35,075.69 | \$35,075.69 | \$35,075.69 | \$35,075.69 | \$0.00 |
| 358000 | Servicios de limpieza y manejo de desechos | \$235,600.00 | \$4,951.28 | \$240,551.28 | \$240,551.28 | \$240,551.28 | \$240,551.28 | \$240,551.28 | \$0.00 |
| 358001 | Servicio de limpieza y manejo de desechos | \$235,600.00 | -\$99,200.00 | \$136,400.00 | \$136,400.00 | \$136,400.00 | \$136,400.00 | \$136,400.00 | \$0.00 |
| 358002 | Sanilización, limpieza y desinfección | \$0.00 | \$104,151.28 | \$104,151.28 | \$104,151.28 | \$104,151.28 | \$104,151.28 | \$104,151.28 | \$0.00 |
| 359000 | Servicios de jardinería y fumigación | \$21,500.00 | -\$21,500.00 | \$0.00 | \$0.00 | \$0.00 | \$0.00 | \$0.00 | \$0.00 |



| | | | | | | | | | |
|---------------|---|---------------------|---------------------|---------------------|---------------------|---------------------|---------------------|---------------------|---------------|
| 359001 | Servicios de jardinería y fumigación | \$21,500.00 | -\$21,500.00 | \$0.00 | \$0.00 | \$0.00 | \$0.00 | \$0.00 | \$0.00 |
| 360000 | Servicios de comunicación social y publicidad | \$1,620,000.00 | -\$768,892.15 | \$851,107.85 | \$851,107.85 | \$851,107.85 | \$851,107.85 | \$851,107.85 | \$0.00 |
| 361000 | Difusión por radio, televisión y otros medios de mensajes sobre | \$1,566,400.00 | -\$715,292.15 | \$851,107.85 | \$851,107.85 | \$851,107.85 | \$851,107.85 | \$851,107.85 | \$0.00 |
| 361001 | Difusión de programas y actividades gubernamentales | \$1,565,400.00 | -\$733,055.15 | \$832,344.85 | \$832,344.85 | \$832,344.85 | \$832,344.85 | \$832,344.85 | \$0.00 |
| 361002 | Impresiones y Publicaciones Oficiales | \$1,000.00 | \$17,763.00 | \$18,763.00 | \$18,763.00 | \$18,763.00 | \$18,763.00 | \$18,763.00 | \$0.00 |
| 362000 | Difusión por radio, televisión y otros medios de mensajes | \$53,600.00 | -\$53,600.00 | \$0.00 | \$0.00 | \$0.00 | \$0.00 | \$0.00 | \$0.00 |
| 362001 | Difusión por radio, televisión y otros medios de mensajes | \$53,600.00 | -\$53,600.00 | \$0.00 | \$0.00 | \$0.00 | \$0.00 | \$0.00 | \$0.00 |
| 370000 | Servicios de traslado y viáticos | \$46,545.72 | -\$16,548.51 | \$29,997.21 | \$29,997.21 | \$29,997.21 | \$29,997.21 | \$29,997.21 | \$0.00 |
| 374000 | Autotransporte | \$5,259.53 | -\$5,259.53 | \$0.00 | \$0.00 | \$0.00 | \$0.00 | \$0.00 | \$0.00 |
| 374001 | Autotransporte | \$5,259.53 | -\$5,259.53 | \$0.00 | \$0.00 | \$0.00 | \$0.00 | \$0.00 | \$0.00 |
| 375000 | Viáticos en el país | \$24,681.39 | \$5,315.82 | \$29,997.21 | \$29,997.21 | \$29,997.21 | \$29,997.21 | \$29,997.21 | \$0.00 |
| 375001 | Viáticos en el país | \$24,681.39 | \$5,315.82 | \$29,997.21 | \$29,997.21 | \$29,997.21 | \$29,997.21 | \$29,997.21 | \$0.00 |
| 379000 | Otros servicios de traslado y hospedaje | \$16,604.80 | -\$16,604.80 | \$0.00 | \$0.00 | \$0.00 | \$0.00 | \$0.00 | \$0.00 |
| 379001 | Otros servicios de traslado y hospedaje | \$16,604.80 | -\$16,604.80 | \$0.00 | \$0.00 | \$0.00 | \$0.00 | \$0.00 | \$0.00 |
| 380000 | Servicios oficiales | \$66,600.00 | -\$6,031.36 | \$60,568.64 | \$60,568.64 | \$60,568.64 | \$60,568.64 | \$60,568.64 | \$0.00 |
| 382000 | Gastos de orden social y cultural | \$66,600.00 | -\$6,031.36 | \$60,568.64 | \$60,568.64 | \$60,568.64 | \$60,568.64 | \$60,568.64 | \$0.00 |
| 382001 | Gastos de orden social | \$16,000.00 | \$41,405.35 | \$57,405.35 | \$57,405.35 | \$57,405.35 | \$57,405.35 | \$57,405.35 | \$0.00 |
| 382002 | Eventos Culturales | \$50,600.00 | -\$47,436.71 | \$3,163.29 | \$3,163.29 | \$3,163.29 | \$3,163.29 | \$3,163.29 | \$0.00 |
| 390000 | Otros servicios generales | \$4,715,921.18 | -\$2,432,178.06 | \$2,283,743.12 | \$2,283,743.12 | \$2,283,743.12 | \$2,283,743.12 | \$2,283,743.12 | \$0.00 |
| 391000 | Servicios funerarios y de cementerios | \$69,000.00 | -\$47,720.00 | \$21,280.00 | \$21,280.00 | \$21,280.00 | \$21,280.00 | \$21,280.00 | \$0.00 |
| 391001 | Servicios funerarios y de cementerios | \$69,000.00 | -\$47,720.00 | \$21,280.00 | \$21,280.00 | \$21,280.00 | \$21,280.00 | \$21,280.00 | \$0.00 |
| 392000 | Impuestos y derechos | \$4,284,521.18 | -\$3,344,321.76 | \$940,199.42 | \$940,199.42 | \$940,199.42 | \$940,199.42 | \$940,199.42 | \$0.00 |
| 392005 | Pago de otros impuestos | \$2,300.00 | \$15,071.42 | \$17,371.42 | \$17,371.42 | \$17,371.42 | \$17,371.42 | \$17,371.42 | \$0.00 |
| 392006 | Pago de derechos | \$4,282,221.18 | -\$3,359,393.18 | \$922,828.00 | \$922,828.00 | \$922,828.00 | \$922,828.00 | \$922,828.00 | \$0.00 |
| 394000 | Sentencias y resoluciones por autoridad competente | \$362,400.00 | \$959,863.70 | \$1,322,263.70 | \$1,322,263.70 | \$1,322,263.70 | \$1,322,263.70 | \$1,322,263.70 | \$0.00 |
| 394001 | Gastos Derivados de una Resolución Judicial | \$362,400.00 | \$959,863.70 | \$1,322,263.70 | \$1,322,263.70 | \$1,322,263.70 | \$1,322,263.70 | \$1,322,263.70 | \$0.00 |
| 400000 | TRANSFERENCIAS, ASIGNACIONES, SUBSIDIOS Y | \$768,264.00 | \$98,299.00 | \$866,563.00 | \$866,563.00 | \$866,563.00 | \$866,563.00 | \$866,563.00 | \$0.00 |
| 450000 | Pensiones y jubilaciones | \$768,264.00 | \$98,299.00 | \$866,563.00 | \$866,563.00 | \$866,563.00 | \$866,563.00 | \$866,563.00 | \$0.00 |
| 451000 | Pensiones | \$768,264.00 | \$98,299.00 | \$866,563.00 | \$866,563.00 | \$866,563.00 | \$866,563.00 | \$866,563.00 | \$0.00 |
| 451001 | Pensiones | \$768,264.00 | \$98,299.00 | \$866,563.00 | \$866,563.00 | \$866,563.00 | \$866,563.00 | \$866,563.00 | \$0.00 |
| 500000 | BIENES MUEBLES, INMUEBLES E INTANGIBLES | \$439,130.00 | \$523,934.72 | \$963,064.72 | \$963,064.72 | \$963,064.72 | \$963,064.72 | \$963,064.72 | \$0.00 |
| 510000 | Mobiliario y equipo de administración | \$148,600.00 | -\$8,312.61 | \$140,287.39 | \$140,287.39 | \$140,287.39 | \$140,287.39 | \$140,287.39 | \$0.00 |
| 511000 | Muebles de oficina y estantería | \$17,700.00 | \$25,858.11 | \$43,558.11 | \$43,558.11 | \$43,558.11 | \$43,558.11 | \$43,558.11 | \$0.00 |
| 511001 | Muebles de oficina y estantería | \$17,700.00 | \$25,858.11 | \$43,558.11 | \$43,558.11 | \$43,558.11 | \$43,558.11 | \$43,558.11 | \$0.00 |
| 515000 | Equipo de cómputo y de tecnología de la información | \$130,900.00 | -\$34,170.72 | \$96,729.28 | \$96,729.28 | \$96,729.28 | \$96,729.28 | \$96,729.28 | \$0.00 |
| 515001 | Bienes informáticos | \$130,900.00 | -\$34,170.72 | \$96,729.28 | \$96,729.28 | \$96,729.28 | \$96,729.28 | \$96,729.28 | \$0.00 |
| 520000 | Mobiliario y equipo educacional y recreativo | \$8,580.00 | \$1,675.00 | \$10,255.00 | \$10,255.00 | \$10,255.00 | \$10,255.00 | \$10,255.00 | \$0.00 |
| 521000 | Equipos y aparatos audiovisuales | \$8,580.00 | -\$8,580.00 | \$0.00 | \$0.00 | \$0.00 | \$0.00 | \$0.00 | \$0.00 |
| 521001 | Equipos y aparatos audiovisuales | \$8,580.00 | -\$8,580.00 | \$0.00 | \$0.00 | \$0.00 | \$0.00 | \$0.00 | \$0.00 |
| 523000 | Cámaras fotográficas y de video | \$0.00 | \$10,255.00 | \$10,255.00 | \$10,255.00 | \$10,255.00 | \$10,255.00 | \$10,255.00 | \$0.00 |


[Handwritten signature]



| | | | | | | | | | | |
|--------|---|-----------------|-----------------|-----------------|-----------------|-----------------|-----------------|-----------------|-----------------|--------|
| 523001 | Cámaras fotográficas y de vídeo | \$0.00 | \$10,255.00 | \$10,255.00 | \$10,255.00 | \$10,255.00 | \$10,255.00 | \$10,255.00 | \$10,255.00 | \$0.00 |
| 540000 | Vehículos y equipo de transporte | \$35,800.00 | -\$16,412.93 | \$19,387.07 | \$19,387.07 | \$19,387.07 | \$19,387.07 | \$19,387.07 | \$19,387.07 | \$0.00 |
| 549000 | Otros equipos de transporte | \$35,800.00 | -\$16,412.93 | \$19,387.07 | \$19,387.07 | \$19,387.07 | \$19,387.07 | \$19,387.07 | \$19,387.07 | \$0.00 |
| 549001 | Otros equipos de transporte | \$35,800.00 | -\$16,412.93 | \$19,387.07 | \$19,387.07 | \$19,387.07 | \$19,387.07 | \$19,387.07 | \$19,387.07 | \$0.00 |
| 560000 | Maquinaria, otros equipos y herramientas | \$130,500.00 | \$662,635.26 | \$793,135.26 | \$793,135.26 | \$793,135.26 | \$793,135.26 | \$793,135.26 | \$793,135.26 | \$0.00 |
| 563000 | Maquinaria y equipo de construcción | \$0.00 | \$84,310.34 | \$84,310.34 | \$84,310.34 | \$84,310.34 | \$84,310.34 | \$84,310.34 | \$84,310.34 | \$0.00 |
| 563001 | Equipo de Construcción | \$0.00 | \$84,310.34 | \$84,310.34 | \$84,310.34 | \$84,310.34 | \$84,310.34 | \$84,310.34 | \$84,310.34 | \$0.00 |
| 564000 | Sistemas de aire acondicionado, calefacción y de refrigeración | \$30,500.00 | -\$20,631.03 | \$9,868.97 | \$9,868.97 | \$9,868.97 | \$9,868.97 | \$9,868.97 | \$9,868.97 | \$0.00 |
| 564001 | Sistemas de aire acondicionado, calefacción y de refrigeración | \$30,500.00 | -\$20,631.03 | \$9,868.97 | \$9,868.97 | \$9,868.97 | \$9,868.97 | \$9,868.97 | \$9,868.97 | \$0.00 |
| 566000 | Equipos de generación eléctrica, aparatos y accesorios eléctricos | \$0.00 | \$464,315.64 | \$464,315.64 | \$464,315.64 | \$464,315.64 | \$464,315.64 | \$464,315.64 | \$464,315.64 | \$0.00 |
| 566001 | Equipos de generación eléctrica, aparatos y accesorios eléctricos | \$0.00 | \$464,315.64 | \$464,315.64 | \$464,315.64 | \$464,315.64 | \$464,315.64 | \$464,315.64 | \$464,315.64 | \$0.00 |
| 567000 | Herramientas y máquinas-herramienta | \$100,000.00 | \$26,261.21 | \$126,261.21 | \$126,261.21 | \$126,261.21 | \$126,261.21 | \$126,261.21 | \$126,261.21 | \$0.00 |
| 567001 | Herramientas y Máquinas-Herramientas | \$100,000.00 | \$26,261.21 | \$126,261.21 | \$126,261.21 | \$126,261.21 | \$126,261.21 | \$126,261.21 | \$126,261.21 | \$0.00 |
| 569000 | Otros equipos | \$0.00 | \$108,379.10 | \$108,379.10 | \$108,379.10 | \$108,379.10 | \$108,379.10 | \$108,379.10 | \$108,379.10 | \$0.00 |
| 569001 | Otros equipos | \$0.00 | \$108,379.10 | \$108,379.10 | \$108,379.10 | \$108,379.10 | \$108,379.10 | \$108,379.10 | \$108,379.10 | \$0.00 |
| 590000 | Activos Intangibles | \$115,650.00 | -\$115,650.00 | \$0.00 | \$0.00 | \$0.00 | \$0.00 | \$0.00 | \$0.00 | \$0.00 |
| 599000 | Otros activos intangibles | \$115,650.00 | -\$115,650.00 | \$0.00 | \$0.00 | \$0.00 | \$0.00 | \$0.00 | \$0.00 | \$0.00 |
| 599001 | Otros activos intangibles | \$115,650.00 | -\$115,650.00 | \$0.00 | \$0.00 | \$0.00 | \$0.00 | \$0.00 | \$0.00 | \$0.00 |
| 900000 | DEUDA PUBLICA | \$122,010.41 | -\$122,010.41 | \$0.00 | \$0.00 | \$0.00 | \$0.00 | \$0.00 | \$0.00 | \$0.00 |
| 990000 | Adeudos de ejercicios fiscales anteriores (ADEFAS) | \$122,010.41 | -\$122,010.41 | \$0.00 | \$0.00 | \$0.00 | \$0.00 | \$0.00 | \$0.00 | \$0.00 |
| 991000 | ADEFAS | \$122,010.41 | -\$122,010.41 | \$0.00 | \$0.00 | \$0.00 | \$0.00 | \$0.00 | \$0.00 | \$0.00 |
| 991001 | Adeudos de ejercicios fiscales anteriores (ADEFAS) | \$122,010.41 | -\$122,010.41 | \$0.00 | \$0.00 | \$0.00 | \$0.00 | \$0.00 | \$0.00 | \$0.00 |
| | INGRESOS PROPIOS | \$62,511,750.00 | \$18,931,813.26 | \$81,443,563.26 | \$81,443,563.26 | \$81,443,563.26 | \$81,443,563.26 | \$81,425,263.71 | \$81,425,263.71 | \$0.00 |

150 ISR PARTICIPABLE

| | | | | | | | | | | |
|--------|---|--------|--------------|--------------|--------------|--------------|--------------|--------------|--------------|--------|
| 100000 | SERVICIOS PERSONALES | \$0.00 | \$962,771.19 | \$962,771.19 | \$962,771.19 | \$962,771.19 | \$962,771.19 | \$962,771.19 | \$962,771.19 | \$0.00 |
| 110000 | Remuneraciones al personal de carácter permanente | \$0.00 | \$496,569.00 | \$496,569.00 | \$496,569.00 | \$496,569.00 | \$496,569.00 | \$496,569.00 | \$496,569.00 | \$0.00 |
| 113000 | Sueldos base al personal permanente | \$0.00 | \$496,569.00 | \$496,569.00 | \$496,569.00 | \$496,569.00 | \$496,569.00 | \$496,569.00 | \$496,569.00 | \$0.00 |
| 113001 | Sueldos | \$0.00 | \$496,569.00 | \$496,569.00 | \$496,569.00 | \$496,569.00 | \$496,569.00 | \$496,569.00 | \$496,569.00 | \$0.00 |
| 120000 | Remuneraciones al personal de carácter transitorio | \$0.00 | \$28,825.00 | \$28,825.00 | \$28,825.00 | \$28,825.00 | \$28,825.00 | \$28,825.00 | \$28,825.00 | \$0.00 |
| 122000 | Sueldos base al personal eventual | \$0.00 | \$28,825.00 | \$28,825.00 | \$28,825.00 | \$28,825.00 | \$28,825.00 | \$28,825.00 | \$28,825.00 | \$0.00 |
| 122001 | Sueldo Base a Personal Eventual | \$0.00 | \$28,825.00 | \$28,825.00 | \$28,825.00 | \$28,825.00 | \$28,825.00 | \$28,825.00 | \$28,825.00 | \$0.00 |
| 130000 | Remuneraciones adicionales y especiales | \$0.00 | \$437,377.19 | \$437,377.19 | \$437,377.19 | \$437,377.19 | \$437,377.19 | \$437,377.19 | \$437,377.19 | \$0.00 |
| 132000 | Primas de vacaciones, dominical y gratificación de fin de año | \$0.00 | \$437,377.19 | \$437,377.19 | \$437,377.19 | \$437,377.19 | \$437,377.19 | \$437,377.19 | \$437,377.19 | \$0.00 |
| 132002 | Gratificación Anual | \$0.00 | \$437,377.19 | \$437,377.19 | \$437,377.19 | \$437,377.19 | \$437,377.19 | \$437,377.19 | \$437,377.19 | \$0.00 |
| 300000 | SERVICIOS GENERALES | \$0.00 | \$1,807.52 | \$1,807.52 | \$1,807.52 | \$1,807.52 | \$1,807.52 | \$1,807.52 | \$1,807.52 | \$0.00 |
| 340000 | Servicios financieros, bancarios y comerciales | \$0.00 | \$1,807.52 | \$1,807.52 | \$1,807.52 | \$1,807.52 | \$1,807.52 | \$1,807.52 | \$1,807.52 | \$0.00 |
| 341000 | Servicios financieros y bancarios | \$0.00 | \$1,807.52 | \$1,807.52 | \$1,807.52 | \$1,807.52 | \$1,807.52 | \$1,807.52 | \$1,807.52 | \$0.00 |
| 341001 | Intereses, Descuentos, y otros Servicios Bancarios | \$0.00 | \$1,807.52 | \$1,807.52 | \$1,807.52 | \$1,807.52 | \$1,807.52 | \$1,807.52 | \$1,807.52 | \$0.00 |
| | ISR PARTICIPABLE | \$0.00 | \$964,578.71 | \$964,578.71 | \$964,578.71 | \$964,578.71 | \$964,578.71 | \$964,578.71 | \$964,578.71 | \$0.00 |




| | | | | | | | | | | |
|--------------------|---|------------------------|------------------------|------------------------|------------------------|------------------------|------------------------|------------------------|------------------------|---------------|
| 291000 | Herramientas menores | \$0.00 | \$474.14 | \$474.14 | \$474.14 | \$474.14 | \$474.14 | \$474.14 | \$474.14 | \$0.00 |
| 291001 | Herramientas Menores | \$0.00 | \$474.14 | \$474.14 | \$474.14 | \$474.14 | \$474.14 | \$474.14 | \$474.14 | \$0.00 |
| 300000 | SERVICIOS GENERALES | \$0.00 | \$4,108,040.03 | \$4,108,040.03 | \$4,108,040.03 | \$4,108,040.03 | \$4,108,040.03 | \$4,108,040.03 | \$4,108,040.03 | \$0.00 |
| 350000 | Servicios de instalación, reparación, mantenimiento y | \$0.00 | \$363,606.03 | \$363,606.03 | \$363,606.03 | \$363,606.03 | \$363,606.03 | \$363,606.03 | \$363,606.03 | \$0.00 |
| 357000 | Instalación, reparación y mantenimiento de maquinaria, otros | \$0.00 | \$363,606.03 | \$363,606.03 | \$363,606.03 | \$363,606.03 | \$363,606.03 | \$363,606.03 | \$363,606.03 | \$0.00 |
| 357002 | Mantenimiento e Instalación de Equipos y Herramientas para | \$0.00 | \$363,606.03 | \$363,606.03 | \$363,606.03 | \$363,606.03 | \$363,606.03 | \$363,606.03 | \$363,606.03 | \$0.00 |
| 380000 | Otros servicios generales | \$0.00 | \$3,744,434.00 | \$3,744,434.00 | \$3,744,434.00 | \$3,744,434.00 | \$3,744,434.00 | \$3,744,434.00 | \$3,744,434.00 | \$0.00 |
| 392000 | Impuestos y derechos | \$0.00 | \$3,744,434.00 | \$3,744,434.00 | \$3,744,434.00 | \$3,744,434.00 | \$3,744,434.00 | \$3,744,434.00 | \$3,744,434.00 | \$0.00 |
| 392006 | Pago de derechos | \$0.00 | \$3,744,434.00 | \$3,744,434.00 | \$3,744,434.00 | \$3,744,434.00 | \$3,744,434.00 | \$3,744,434.00 | \$3,744,434.00 | \$0.00 |
| 500000 | BIENES MUEBLES, INMUEBLES E INTANGIBLES | \$0.00 | \$82,893.17 | \$82,893.17 | \$82,893.17 | \$82,893.17 | \$82,893.17 | \$82,893.17 | \$82,893.17 | \$0.00 |
| 560000 | Maquinaria, otros equipos y herramientas | \$0.00 | \$82,893.17 | \$82,893.17 | \$82,893.17 | \$82,893.17 | \$82,893.17 | \$82,893.17 | \$82,893.17 | \$0.00 |
| 566000 | Equipos de generación eléctrica, aparatos y accesorios eléctricos | \$0.00 | \$82,893.17 | \$82,893.17 | \$82,893.17 | \$82,893.17 | \$82,893.17 | \$82,893.17 | \$82,893.17 | \$0.00 |
| 566001 | Equipos de generación eléctrica, aparatos y accesorios eléctricos | \$0.00 | \$82,893.17 | \$82,893.17 | \$82,893.17 | \$82,893.17 | \$82,893.17 | \$82,893.17 | \$82,893.17 | \$0.00 |
| | DEVOLUCION DE IVA | \$0.00 | \$4,852,607.57 | \$4,852,607.57 | \$4,852,607.57 | \$4,852,607.57 | \$4,852,607.57 | \$4,852,607.57 | \$4,852,607.57 | \$0.00 |
| Total Final | | \$62,511,750.00 | \$29,341,551.88 | \$91,853,301.88 | \$91,853,301.88 | \$91,853,301.88 | \$91,853,301.88 | \$91,853,301.88 | \$91,835,002.33 | \$0.00 |

"Bajo protesta de decir verdad declaramos que los datos contenidos en este estado financiero son veraces y contienen toda la información referente a la situación y/o los resultados de la Comisión de Agua y Alcantarillado del Municipio de Tlancingo de Bravo, afirmando ser legalmente responsables de la autenticidad y veracidad de las mismas, y asimismo asumimos la responsabilidad derivada de cualquier declaración en falso sobre las mismas"

LUIS ENRIQUE HIDALGO HERNANDEZ
DIRECTOR GENERAL

LIC. JUAN CARLOS LARA ARROYO
COMISARIO



ALBA CECILIA SUAREZ ALTAMIRA MENDOZA
DIRECTORA DE ADMINISTRACION Y FINANZAS