


Comisión de Agua y Alcantarillado del Municipio de Tulancingo de Bravo, Hidalgo
ESTADO DE HIDALGO

Estado Analítico de Ingresos Presupuestales

Al 31/dic./2022

Fuente de Ingresos		Ley de Ingresos Estimada	Ampliaciones / (Reducciones)	Ley de Ingresos Modificada	Ingresos Devengados	Ingresos Recaudados	Devengado Por Recaudar	Avance de Recaudación (Recaudación / Estimación)
43.00	Derechos por prestación de servicios	\$58,562,119.18	\$18,092,086.06	\$76,654,205.24	\$76,654,205.24	\$76,654,205.24	\$0.00	100.00 %
	TASA 0%	\$34,741,165.24	\$15,246,291.48	\$49,987,456.72	\$49,987,456.72	\$49,987,456.72	\$0.00	100.00 %
	SERVICIO DE AGUA POTABLE SIN IVA	\$33,200,187.24	\$16,309,955.50	\$49,510,142.74	\$49,510,142.74	\$49,510,142.74	\$0.00	100.00 %
	INGRESOS NO IDENTIFICADOS	\$0.00	\$477,313.98	\$477,313.98	\$477,313.98	\$477,313.98	\$0.00	100.00 %
	SERVICIOS DE AGUA POTABLE SIN IVA AÑOS	\$1,540,978.00	-\$1,540,978.00	\$0.00	\$0.00	\$0.00	\$0.00	0.00 %
	TASA 16%	\$23,820,953.94	\$2,845,794.58	\$26,666,748.52	\$26,666,748.52	\$26,666,748.52	\$0.00	100.00 %
	SERVICIO DE AGUA POTABLE CON IVA	\$8,000,000.00	\$2,171,369.26	\$10,171,369.26	\$10,171,369.26	\$10,171,369.26	\$0.00	100.00 %
	SERVICIOS DE ALCANTARILLADO	\$6,300,000.00	\$374,529.28	\$6,674,529.28	\$6,674,529.28	\$6,674,529.28	\$0.00	100.00 %
	SERVICIOS DE SANEAMIENTO	\$2,100,000.00	\$291,020.44	\$2,391,020.44	\$2,391,020.44	\$2,391,020.44	\$0.00	100.00 %
	CONTRATACION DE TOMA DE AGUA POTABLE	\$2,000,000.00	-\$868,801.59	\$1,131,198.41	\$1,131,198.41	\$1,131,198.41	\$0.00	100.00 %
	CONTRATACION Y SERVICIO DE ALCANTARILLADO	\$329,269.50	\$266,374.00	\$595,643.50	\$595,643.50	\$595,643.50	\$0.00	100.00 %
	CORTES Y RECONEXIONES	\$700,000.00	-\$524,949.95	\$175,050.05	\$175,050.05	\$175,050.05	\$0.00	100.00 %
	DESCARGAS DE AGUAS RESIDUALES	\$6,221.25	\$407,130.43	\$413,351.68	\$413,351.68	\$413,351.68	\$0.00	100.00 %
	SERVICIOS ADMINISTRATIVOS	\$504,000.00	\$202,776.84	\$706,776.84	\$706,776.84	\$706,776.84	\$0.00	100.00 %
	SERVICIOS DE DESAZOLVE	\$375,999.00	\$251,639.30	\$627,638.30	\$627,638.30	\$627,638.30	\$0.00	100.00 %
	SERVICIOS TECNICOS OPERATIVOS	\$420,000.00	\$372,598.33	\$792,598.33	\$792,598.33	\$792,598.33	\$0.00	100.00 %
	ESTUDIO DE FACTIVIDAD POR FRACCIONADOR	\$630,000.00	-\$459,530.64	\$170,469.36	\$170,469.36	\$170,469.36	\$0.00	100.00 %
	DERECHO DE SERVICIO	\$1,152,532.50	\$1,141,370.22	\$2,293,902.72	\$2,293,902.72	\$2,293,902.72	\$0.00	100.00 %
	PRESUPUESTO	\$2,100.00	\$518,100.35	\$520,200.35	\$520,200.35	\$520,200.35	\$0.00	100.00 %
	ANALISIS DE LABORATORIO Y MUESTREO	\$1,604.72	-\$1,604.72	\$0.00	\$0.00	\$0.00	\$0.00	0.00 %
	INFRAESTRUCTURA IDRAULICA Y SANITARIA	\$52,500.00	-\$52,500.00	\$0.00	\$0.00	\$0.00	\$0.00	0.00 %
	SERVICIO DE VIDEOINSPECCION DE	\$6,842.58	-\$3,842.58	\$3,000.00	\$3,000.00	\$3,000.00	\$0.00	100.00 %
	REGISTRO Y RESELLO DE DESCARGAS	\$227,551.42	-\$227,551.42	\$0.00	\$0.00	\$0.00	\$0.00	0.00 %
	DESCARGAS AL ALCANTARILLADO	\$6,221.25	-\$6,221.25	\$0.00	\$0.00	\$0.00	\$0.00	0.00 %
	SERVICIOS DE AGUA POTABLE CON IVA AÑOS	\$654,789.00	-\$654,789.00	\$0.00	\$0.00	\$0.00	\$0.00	0.00 %
	ALCANTARILLADO AÑOS ANTERIORES	\$263,492.04	-\$263,492.04	\$0.00	\$0.00	\$0.00	\$0.00	0.00 %
	SANEAMIENTO AÑOS ANTERIORES	\$87,830.68	-\$87,830.68	\$0.00	\$0.00	\$0.00	\$0.00	0.00 %
44.00	Otros Derechos	\$5,250.00	\$46,435.26	\$51,685.26	\$51,685.26	\$51,685.26	\$0.00	100.00 %
	TASA 0%	\$5,250.00	-\$4,136.09	\$1,113.91	\$1,113.91	\$1,113.91	\$0.00	100.00 %
	OTROS INGRESOS	\$5,250.00	-\$4,136.09	\$1,113.91	\$1,113.91	\$1,113.91	\$0.00	100.00 %
	TASA 16%	\$0.00	\$50,571.35	\$50,571.35	\$50,571.35	\$50,571.35	\$0.00	100.00 %
	OTROS INGRESOS	\$0.00	\$50,571.35	\$50,571.35	\$50,571.35	\$50,571.35	\$0.00	100.00 %



[Handwritten signature]

[Handwritten signature]


45.00	<u>Accesorios de Derechos</u>	\$1,066,374.92	\$1,591,433.65	\$2,657,808.57	\$2,657,808.57	\$2,657,808.57	\$0.00	100.00 %
	RECARGOS Y REGULARIZACIÓN	\$1,066,374.92	\$1,591,433.65	\$2,657,808.57	\$2,657,808.57	\$2,657,808.57	\$0.00	100.00 %
	RECARGOS Y REGULARIZACION	\$1,066,374.92	\$1,591,433.65	\$2,657,808.57	\$2,657,808.57	\$2,657,808.57	\$0.00	100.00 %
51.00	<u>Productos</u>	\$1,460,505.90	\$442,073.71	\$1,902,579.61	\$1,902,579.61	\$1,902,579.61	\$0.00	100.00 %
	MEDIDOR E INSTALACION DE MEDIDORES AL 16%	\$1,460,505.90	\$442,073.71	\$1,902,579.61	\$1,902,579.61	\$1,902,579.61	\$0.00	100.00 %
	MEDIDOR E INSTALACION DE MEDIDORES 16%	\$1,460,505.90	\$442,073.71	\$1,902,579.61	\$1,902,579.61	\$1,902,579.61	\$0.00	100.00 %
61.00	<u>Aprovechamientos</u>	\$1,417,500.00	\$1,308,532.15	\$2,726,032.15	\$2,726,032.15	\$2,726,032.15	\$0.00	100.00 %
61-09	<u>OTROS APROVECHAMIENTOS</u>	\$1,417,500.00	\$1,308,532.15	\$2,726,032.15	\$2,726,032.15	\$2,726,032.15	\$0.00	100.00 %
	TASA DE 0%	\$367,500.00	\$20,327.58	\$387,827.58	\$387,827.58	\$387,827.58	\$0.00	100.00 %
	MULTAS E INFRACCIONES	\$367,500.00	\$20,327.58	\$387,827.58	\$387,827.58	\$387,827.58	\$0.00	100.00 %
	TASA DE 16%	\$1,050,000.00	\$1,288,204.57	\$2,338,204.57	\$2,338,204.57	\$2,338,204.57	\$0.00	100.00 %
	SERVICIOS DE AGUA EN FIFAS	\$1,050,000.00	\$1,288,204.57	\$2,338,204.57	\$2,338,204.57	\$2,338,204.57	\$0.00	100.00 %
79.00	<u>Otros Ingresos</u>	\$0.00	\$233,006.02	\$233,006.02	\$233,006.02	\$233,006.02	\$0.00	100.00 %
79-01	<u>INTERESES GANADOS DE TÍTULOS, VALORES Y</u>	\$0.00	\$233,006.02	\$233,006.02	\$233,006.02	\$233,006.02	\$0.00	100.00 %
	INTERESES GANADOS DE VALORES, CREDITOS,	\$0.00	\$233,006.02	\$233,006.02	\$233,006.02	\$233,006.02	\$0.00	100.00 %
	REPO	\$0.00	\$191,824.09	\$191,824.09	\$191,824.09	\$191,824.09	\$0.00	100.00 %
	PRODDER	\$0.00	\$1,155.82	\$1,155.82	\$1,155.82	\$1,155.82	\$0.00	100.00 %
	DEVOLUCION DE IVA	\$0.00	\$34,472.56	\$34,472.56	\$34,472.56	\$34,472.56	\$0.00	100.00 %
	ISR	\$0.00	\$5,553.55	\$5,553.55	\$5,553.55	\$5,553.55	\$0.00	100.00 %
81.00	<u>Participaciones</u>	\$0.00	\$1,943,192.00	\$1,943,192.00	\$1,943,192.00	\$1,943,192.00	\$0.00	100.00 %
	ISR PARTICIPABLE	\$0.00	\$1,943,192.00	\$1,943,192.00	\$1,943,192.00	\$1,943,192.00	\$0.00	100.00 %
	ISR PARTICIPABLE	\$0.00	\$1,943,192.00	\$1,943,192.00	\$1,943,192.00	\$1,943,192.00	\$0.00	100.00 %
82.00	<u>Aportaciones</u>	\$0.00	\$4,829,470.00	\$4,829,470.00	\$4,829,470.00	\$4,829,470.00	\$0.00	100.00 %
	APORTACIONES	\$0.00	\$4,829,470.00	\$4,829,470.00	\$4,829,470.00	\$4,829,470.00	\$0.00	100.00 %
	PRODDER	\$0.00	\$4,829,470.00	\$4,829,470.00	\$4,829,470.00	\$4,829,470.00	\$0.00	100.00 %
93.00	<u>Subsidios y Subvenciones</u>	\$0.00	\$5,740,346.00	\$5,740,346.00	\$5,740,346.00	\$5,740,346.00	\$0.00	100.00 %
	DEVOLUCION DE IVA	\$0.00	\$5,240,346.00	\$5,240,346.00	\$5,240,346.00	\$5,240,346.00	\$0.00	100.00 %
	TRASFERENCIAS PRESIDENCIA MUNICIPAL	\$0.00	\$500,000.00	\$500,000.00	\$500,000.00	\$500,000.00	\$0.00	100.00 %
	Total	\$62,511,750.00	\$34,226,574.85	\$96,738,324.85	\$96,738,324.85	\$96,738,324.85	\$0.00	100.00 %

"Bajo protesta de decir verdad declaramos que las cifras contenidas en este estado financiero son veraces y contienen toda la información referente a la situación y los resultados de la Comisión de Agua y Alcantarillado del Municipio de Tulancingo de Bravo, afirmando ser legalmente responsables de la autenticidad y veracidad de las mismas, y asimismo asumimos la responsabilidad derivada de cualquier declaración en falso sobre las mismas."

LUIS ENRIQUE HIDALGO HERNANDEZ
DIRECTOR GENERAL

TRACIADIA LETICIA ALTAMIRA MENDOZA
DIRECTORA DEL DESPACHO DE LOS ASUNTOS
DE LA DIRECCIÓN DE ADMINISTRACIÓN Y
FINANZAS


LIC. JUAN CARLOS LARA ARROYO
COMISARIO



Comisión de Agua y Alcantarillado del Municipio de Tulancingo de Bravo, Hidalgo
ESTADO DE HIDALGO
Estado Analítico de Ingresos Presupuestales

Al 30/nov./2022

Fuente de Ingresos	Ley de Ingresos Estimada	Ampliaciones / (Reducciones)	Ley de Ingresos Modificada	Ingresos Devengados	Ingresos Recaudados	Devengado Por Recaudar	Avance de Recaudación (Recaudación / In / Estimación) %
43.00 <u>Derechos por prestación de servicios</u>	\$58,562,119.18	-\$4,692,091.87	\$53,870,027.31	\$72,267,676.36	\$72,267,676.36	\$0.00	134.15 %
TASA 0%	\$34,741,165.24	-\$1,540,978.00	\$33,200,187.24	\$47,711,648.71	\$47,711,648.71	\$0.00	143.70 %
SERVICIO DE AGUA POTABLE SIN IVA	\$33,200,187.24	\$0.00	\$33,200,187.24	\$47,711,648.71	\$47,711,648.71	\$0.00	143.70 %
SERVICIOS DE AGUA POTABLE SIN IVA AÑOS	\$1,540,978.00	-\$1,540,978.00	\$0.00	\$0.00	\$0.00	\$0.00	0.00 %
TASA 16%	\$23,820,953.94	-\$3,151,113.87	\$20,669,840.07	\$24,556,027.65	\$24,556,027.65	\$0.00	118.80 %
SERVICIO DE AGUA POTABLE CON IVA	\$8,000,000.00	\$0.00	\$8,000,000.00	\$9,382,156.06	\$9,382,156.06	\$0.00	117.27 %
SERVICIOS DE ALCANTARILLADO	\$6,300,000.00	\$0.00	\$6,300,000.00	\$6,348,269.40	\$6,348,269.40	\$0.00	100.76 %
SERVICIOS DE SANEAMIENTO	\$2,100,000.00	\$0.00	\$2,100,000.00	\$2,269,763.65	\$2,269,763.65	\$0.00	108.08 %
CONTRATACION DE TOMA DE AGUA POTABLE	\$2,000,000.00	-\$868,801.59	\$1,131,198.41	\$988,221.50	\$988,221.50	\$0.00	87.36 %
CONTRATACION Y SERVICIO DE ALCANTARILLADO	\$329,269.50	\$0.00	\$329,269.50	\$490,818.32	\$490,818.32	\$0.00	149.06 %
CORTES Y RECONEXIONES	\$700,000.00	-\$524,949.95	\$175,050.05	\$149,008.82	\$149,008.82	\$0.00	85.12 %
DESCARGAS DE AGUAS RESIDUALES	\$6,221.25	\$0.00	\$6,221.25	\$410,328.61	\$410,328.61	\$0.00	6,595.59 %
SERVICIOS ADMINISTRATIVOS	\$504,000.00	\$0.00	\$504,000.00	\$663,299.41	\$663,299.41	\$0.00	131.60 %
SERVICIOS DE DESAZOLVE	\$375,999.00	\$0.00	\$375,999.00	\$545,041.78	\$545,041.78	\$0.00	144.95 %
SERVICIOS TECNICOS OPERATIVOS	\$420,000.00	\$0.00	\$420,000.00	\$737,490.60	\$737,490.60	\$0.00	175.59 %
ESTUDIO DE FACTIBILIDAD POR FRACCIONADOR	\$630,000.00	-\$459,530.64	\$170,469.36	\$170,469.36	\$170,469.36	\$0.00	100.00 %
DERECHO DE SERVICIO	\$1,152,532.50	\$0.00	\$1,152,532.50	\$2,088,103.76	\$2,088,103.76	\$0.00	181.17 %
PRESUPUESTO	\$2,100.00	\$0.00	\$2,100.00	\$310,056.38	\$310,056.38	\$0.00	14,764.58 %
ANALISIS DE LABORATORIO Y MUESTREO	\$1,604.72	-\$1,604.72	\$0.00	\$0.00	\$0.00	\$0.00	0.00 %
INFRAESTRUCTURA IDRAULICA Y SANITARIA	\$52,500.00	-\$52,500.00	\$0.00	\$0.00	\$0.00	\$0.00	0.00 %
SERVICIO DE VIDEOINSPECCION DE	\$6,842.58	-\$3,842.58	\$3,000.00	\$3,000.00	\$3,000.00	\$0.00	100.00 %
REGISTRO Y RESELLO DE DESCARGAS	\$227,551.42	-\$227,551.42	\$0.00	\$0.00	\$0.00	\$0.00	0.00 %
DESCARGAS AL ALCANTARILLADO	\$6,221.25	-\$6,221.25	\$0.00	\$0.00	\$0.00	\$0.00	0.00 %
SERVICIOS DE AGUA POTABLE CON IVA AÑOS	\$654,789.00	-\$654,789.00	\$0.00	\$0.00	\$0.00	\$0.00	0.00 %
ALCANTARILLADO AÑOS ANTERIORES	\$263,492.04	-\$263,492.04	\$0.00	\$0.00	\$0.00	\$0.00	0.00 %
SANEAMIENTO AÑOS ANTERIORES	\$87,830.68	-\$87,830.68	\$0.00	\$0.00	\$0.00	\$0.00	0.00 %
44.00 <u>Otros Derechos</u>	\$5,250.00	-\$4,136.09	\$1,113.91	\$47,370.21	\$47,370.21	\$0.00	4,252.60 %
TASA 0%	\$5,250.00	-\$4,136.09	\$1,113.91	\$1,095.89	\$1,095.89	\$0.00	98.38 %
OTROS INGRESOS	\$5,250.00	-\$4,136.09	\$1,113.91	\$1,095.89	\$1,095.89	\$0.00	98.38 %
TASA 16%	\$0.00	\$0.00	\$0.00	\$46,274.32	\$46,274.32	\$0.00	0.00 %
OTROS INGRESOS	\$0.00	\$0.00	\$0.00	\$46,274.32	\$46,274.32	\$0.00	0.00 %
45.00 <u>Accesorios de Derechos</u>	\$1,066,374.92	\$0.00	\$1,066,374.92	\$2,465,022.07	\$2,465,022.07	\$0.00	231.15 %




	RECARGOS Y REGULARIZACIÓN	\$1,066,374.92	\$0.00	\$1,066,374.92	\$2,465,022.07	\$2,465,022.07	\$0.00	231.15 %
	RECARGOS Y REGULARIZACION	\$1,066,374.92	\$0.00	\$1,066,374.92	\$2,465,022.07	\$2,465,022.07	\$0.00	231.15 %
51.00	<u>Productos</u>	\$1,460,505.90	\$0.00	\$1,460,505.90	\$1,708,374.49	\$1,708,374.49	\$0.00	116.97 %
	MEDIDOR E INSTALACION DE MEDIDORES AL 16%	\$1,460,505.90	\$0.00	\$1,460,505.90	\$1,708,374.49	\$1,708,374.49	\$0.00	116.97 %
	MEDIDOR E INSTALACION DE MEDIDORES 16%	\$1,460,505.90	\$0.00	\$1,460,505.90	\$1,708,374.49	\$1,708,374.49	\$0.00	116.97 %
61.00	<u>Aprovechamientos</u>	\$1,417,500.00	\$0.00	\$1,417,500.00	\$2,446,759.50	\$2,446,759.50	\$0.00	172.61 %
61-09	<u>OTROS APROVECHAMIENTOS</u>	\$1,417,500.00	\$0.00	\$1,417,500.00	\$2,446,759.50	\$2,446,759.50	\$0.00	172.61 %
	TASA DE 0%	\$367,500.00	\$0.00	\$367,500.00	\$372,532.21	\$372,532.21	\$0.00	101.36 %
	MULTAS E INFRACCIONES	\$367,500.00	\$0.00	\$367,500.00	\$372,532.21	\$372,532.21	\$0.00	101.36 %
	TASA DE 16%	\$1,050,000.00	\$0.00	\$1,050,000.00	\$2,074,227.29	\$2,074,227.29	\$0.00	197.54 %
	SERVICIOS DE AGUA EN PIPAS	\$1,050,000.00	\$0.00	\$1,050,000.00	\$2,074,227.29	\$2,074,227.29	\$0.00	197.54 %
79.00	<u>Otros Ingresos</u>	\$0.00	\$0.00	\$0.00	\$229,527.58	\$229,527.58	\$0.00	0.00 %
79-01	<u>INTERESES GANADOS DE TÍTULOS, VALORES Y</u>	\$0.00	\$0.00	\$0.00	\$229,527.58	\$229,527.58	\$0.00	0.00 %
	INTERESES GANADOS DE VALORES, CREDITOS,	\$0.00	\$0.00	\$0.00	\$229,527.58	\$229,527.58	\$0.00	0.00 %
	REPO	\$0.00	\$0.00	\$0.00	\$189,501.47	\$189,501.47	\$0.00	0.00 %
	DEVOLUCION DE IVA	\$0.00	\$0.00	\$0.00	\$34,472.56	\$34,472.56	\$0.00	0.00 %
	ISR	\$0.00	\$0.00	\$0.00	\$5,553.55	\$5,553.55	\$0.00	0.00 %
81.00	<u>Participaciones</u>	\$0.00	\$0.00	\$0.00	\$1,943,192.00	\$1,943,192.00	\$0.00	0.00 %
	ISR PARTICIPABLE	\$0.00	\$0.00	\$0.00	\$1,943,192.00	\$1,943,192.00	\$0.00	0.00 %
	ISR PARTICIPABLE	\$0.00	\$0.00	\$0.00	\$1,943,192.00	\$1,943,192.00	\$0.00	0.00 %
82.00	<u>Aportaciones</u>	\$0.00	\$0.00	\$0.00	\$3,602,159.00	\$3,602,159.00	\$0.00	0.00 %
	APORTACIONES	\$0.00	\$0.00	\$0.00	\$3,602,159.00	\$3,602,159.00	\$0.00	0.00 %
	PRODDER	\$0.00	\$0.00	\$0.00	\$3,602,159.00	\$3,602,159.00	\$0.00	0.00 %
93.00	<u>Subsidios y Subvenciones</u>	\$0.00	\$0.00	\$0.00	\$5,740,346.00	\$5,740,346.00	\$0.00	0.00 %
	DEVOLUCION DE IVA	\$0.00	\$0.00	\$0.00	\$5,240,346.00	\$5,240,346.00	\$0.00	0.00 %
	TRASFERENCIAS PRESIDENCIA MUNICIPAL	\$0.00	\$0.00	\$0.00	\$500,000.00	\$500,000.00	\$0.00	0.00 %
	Total	\$62,511,750.00	-\$4,696,227.96	\$57,815,522.04	\$90,450,427.21	\$90,450,427.21	\$0.00	156.44 %

"Bajo protesta de decir verdad declaramos que las cifras contenidas en este estado financiero son veraces y contienen toda la información referente a la situación y los resultados de la Comisión de Agua y Alcantarillado del Municipio de Tulancingo de Bravo, afirmando ser legalmente responsables de la autenticidad y veracidad de las mismas, y asimismo asumimos la responsabilidad derivada de cualquier declaración en falso sobre las mismas"

LUIS ENRIQUE HIDALGO HERNANDEZ
DIRECTOR GENERAL

TRA CLAUDIA LETICIA ALTAMIRA MENDOZ
DIRECTORA DEL DESPACHO DE LOS ASUNTOS
DE LA DIRECCIÓN DE ADMINISTRACIÓN Y
FINANZAS

LIC. JUAN CARLOS LARA ARROYO
COMISARIO

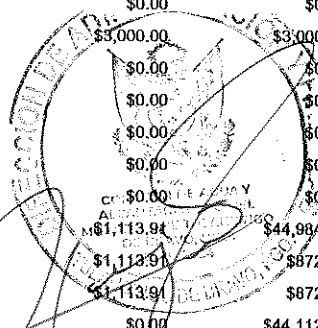


Comisión de Agua y Alcantarillado del Municipio de Tulancingo de Bravo, Hidalgo
ESTADO DE HIDALGO

Estado Analítico de Ingresos Presupuestales

Al 31/oct./2022

Fuente de Ingresos	Ley de Ingresos Estimada	Ampliaciones / (Reducciones)	Ley de Ingresos Modificada	Ingresos Devengados	Ingresos Recaudados	Devengado Por Recaudar	Avance de Recaudación <small>(Recaudación % de / Estimación)</small>
43.00	Derechos por prestación de servicios						
TASA 0%	\$34,741,165.24	-\$1,540,978.00	\$33,200,187.24	\$45,374,046.52	\$45,374,046.52	\$0.00	136.66 %
SERVICIO DE AGUA POTABLE SIN IVA	\$33,200,187.24	\$0.00	\$33,200,187.24	\$45,374,046.52	\$45,374,046.52	\$0.00	136.66 %
SERVICIOS DE AGUA POTABLE SIN IVA AÑOS	\$1,540,978.00	-\$1,540,978.00	\$0.00	\$0.00	\$0.00	\$0.00	0.00 %
TASA 16%	\$23,820,953.94	-\$3,151,113.87	\$20,669,840.07	\$22,377,210.61	\$22,377,210.61	\$0.00	108.26 %
SERVICIO DE AGUA POTABLE CON IVA	\$8,000,000.00	\$0.00	\$8,000,000.00	\$8,352,253.35	\$8,352,253.35	\$0.00	104.40 %
SERVICIOS DE ALCANTARILLADO	\$6,300,000.00	\$0.00	\$6,300,000.00	\$5,914,913.50	\$5,914,913.50	\$0.00	93.88 %
SERVICIOS DE SANEAMIENTO	\$2,100,000.00	\$0.00	\$2,100,000.00	\$2,108,398.46	\$2,108,398.46	\$0.00	100.39 %
CONTRATACION DE TOMA DE AGUA POTABLE	\$2,000,000.00	-\$868,801.59	\$1,131,198.41	\$853,551.13	\$853,551.13	\$0.00	75.45 %
CONTRATACION Y SERVICIO DE ALCANTARILLADO	\$329,269.50	\$0.00	\$329,269.50	\$428,350.03	\$428,350.03	\$0.00	130.09 %
CORTES Y RECONEXIONES	\$700,000.00	-\$524,949.95	\$175,050.05	\$109,177.27	\$109,177.27	\$0.00	62.36 %
DESCARGAS DE AGUAS RESIDUALES	\$6,221.25	\$0.00	\$6,221.25	\$386,513.55	\$386,513.55	\$0.00	6,212.79 %
SERVICIOS ADMINISTRATIVOS	\$504,000.00	\$0.00	\$504,000.00	\$619,248.67	\$619,248.67	\$0.00	122.86 %
SERVICIOS DE DESAZOLVE	\$375,999.00	\$0.00	\$375,999.00	\$500,775.61	\$500,775.61	\$0.00	133.18 %
SERVICIOS TECNICOS OPERATIVOS	\$420,000.00	\$0.00	\$420,000.00	\$672,487.47	\$672,487.47	\$0.00	160.11 %
ESTUDIO DE FACTIBILIDAD POR FRACCIONADOR	\$630,000.00	-\$459,530.64	\$170,469.36	\$170,469.36	\$170,469.36	\$0.00	100.00 %
DERECHO DE SERVICIO	\$1,152,532.50	\$0.00	\$1,152,532.50	\$1,948,015.83	\$1,948,015.83	\$0.00	169.02 %
PRESUPUESTO	\$2,100.00	\$0.00	\$2,100.00	\$310,056.38	\$310,056.38	\$0.00	14,764.58 %
ANALISIS DE LABORATORIO Y MUESTREO	\$1,604.72	-\$1,604.72	\$0.00	\$0.00	\$0.00	\$0.00	0.00 %
INFRAESTRUCTURA IDRAULICA Y SANITARIA	\$52,500.00	-\$52,500.00	\$0.00	\$0.00	\$0.00	\$0.00	0.00 %
SERVICIO DE VIDEOINSPECCION DE	\$6,842.58	-\$3,842.58	\$3,000.00	\$3,000.00	\$3,000.00	\$0.00	100.00 %
REGISTRO Y RESELLO DE DESCARGAS	\$227,551.42	-\$227,551.42	\$0.00	\$0.00	\$0.00	\$0.00	0.00 %
DESCARGAS AL ALCANTARILLADO	\$6,221.25	-\$6,221.25	\$0.00	\$0.00	\$0.00	\$0.00	0.00 %
SERVICIOS DE AGUA POTABLE CON IVA AÑOS	\$654,789.00	-\$654,789.00	\$0.00	\$0.00	\$0.00	\$0.00	0.00 %
ALCANTARILLADO AÑOS ANTERIORES	\$263,492.04	-\$263,492.04	\$0.00	\$0.00	\$0.00	\$0.00	0.00 %
SANEAMIENTO AÑOS ANTERIORES	\$87,830.68	-\$87,830.68	\$0.00	\$0.00	\$0.00	\$0.00	0.00 %
44.00	Otros Derechos						
TASA 0%	\$5,250.00	-\$4,136.09	\$1,113.91	\$44,984.91	\$44,984.91	\$0.00	4,038.46 %
OTROS INGRESOS	\$5,250.00	-\$4,136.09	\$1,113.91	\$872.45	\$872.45	\$0.00	78.32 %
TASA 16%	\$0.00	\$0.00	\$0.00	\$44,112.46	\$44,112.46	\$0.00	0.00 %
OTROS INGRESOS	\$0.00	\$0.00	\$0.00	\$44,112.46	\$44,112.46	\$0.00	0.00 %



45.00	<u>Accesorios de Derechos</u>	\$1,066,374.92	\$0.00	\$1,066,374.92	\$2,281,010.60	\$2,281,010.60	\$0.00	213.90 %
	RECARGOS Y REGULARIZACIÓN	\$1,066,374.92	\$0.00	\$1,066,374.92	\$2,281,010.60	\$2,281,010.60	\$0.00	213.90 %
	RECARGOS Y REGULARIZACIÓN	\$1,066,374.92	\$0.00	\$1,066,374.92	\$2,281,010.60	\$2,281,010.60	\$0.00	213.90 %
51.00	<u>Productos</u>	\$1,460,505.90	\$0.00	\$1,460,505.90	\$1,548,257.63	\$1,548,257.63	\$0.00	106.00 %
	MEDIDOR E INSTALACION DE MEDIDORES AL 16%	\$1,460,505.90	\$0.00	\$1,460,505.90	\$1,548,257.63	\$1,548,257.63	\$0.00	106.00 %
	MEDIDOR E INSTALACION DE MEDIDORES 16%	\$1,460,505.90	\$0.00	\$1,460,505.90	\$1,548,257.63	\$1,548,257.63	\$0.00	106.00 %
61.00	<u>Aprovechamientos</u>	\$1,417,500.00	\$0.00	\$1,417,500.00	\$2,211,192.28	\$2,211,192.28	\$0.00	155.99 %
61-09	<u>OTROS APROVECHAMIENTOS</u>	\$1,417,500.00	\$0.00	\$1,417,500.00	\$2,211,192.28	\$2,211,192.28	\$0.00	155.99 %
	TASA DE 0%	\$367,500.00	\$0.00	\$367,500.00	\$349,134.68	\$349,134.68	\$0.00	95.00 %
	MULTAS E INFRACCIONES	\$367,500.00	\$0.00	\$367,500.00	\$349,134.68	\$349,134.68	\$0.00	95.00 %
	TASA DE 16%	\$1,050,000.00	\$0.00	\$1,050,000.00	\$1,862,057.60	\$1,862,057.60	\$0.00	177.33 %
	SERVICIOS DE AGUA EN PIPAS	\$1,050,000.00	\$0.00	\$1,050,000.00	\$1,862,057.60	\$1,862,057.60	\$0.00	177.33 %
79.00	<u>Otros Ingresos</u>	\$0.00	\$0.00	\$0.00	\$225,126.35	\$225,126.35	\$0.00	0.00 %
79-01	<u>INTERESES GANADOS DE TÍTULOS, VALORES Y</u>	\$0.00	\$0.00	\$0.00	\$225,126.35	\$225,126.35	\$0.00	0.00 %
	INTERESES GANADOS DE VALORES, CREDITOS,	\$0.00	\$0.00	\$0.00	\$225,126.35	\$225,126.35	\$0.00	0.00 %
	REPO	\$0.00	\$0.00	\$0.00	\$187,045.60	\$187,045.60	\$0.00	0.00 %
	DEVOLUCION DE IVA	\$0.00	\$0.00	\$0.00	\$33,602.11	\$33,602.11	\$0.00	0.00 %
	ISR	\$0.00	\$0.00	\$0.00	\$4,478.64	\$4,478.64	\$0.00	0.00 %
81.00	<u>Participaciones</u>	\$0.00	\$0.00	\$0.00	\$1,789,383.00	\$1,789,383.00	\$0.00	0.00 %
	ISR PARTICIPABLE	\$0.00	\$0.00	\$0.00	\$1,789,383.00	\$1,789,383.00	\$0.00	0.00 %
	ISR PARTICIPABLE	\$0.00	\$0.00	\$0.00	\$1,789,383.00	\$1,789,383.00	\$0.00	0.00 %
93.00	<u>Subsidios y Subvenciones</u>	\$0.00	\$0.00	\$0.00	\$5,740,346.00	\$5,740,346.00	\$0.00	0.00 %
	DEVOLUCION DE IVA	\$0.00	\$0.00	\$0.00	\$5,240,346.00	\$5,240,346.00	\$0.00	0.00 %
	TRANSFERENCIAS PRESIDENCIA MUNICIPAL	\$0.00	\$0.00	\$0.00	\$500,000.00	\$500,000.00	\$0.00	0.00 %
	Total	\$62,511,750.00	-\$4,696,227.96	\$57,815,522.04	\$81,591,557.90	\$81,591,557.90	\$0.00	141.12 %

Page 2

"Bajo protesta de decir verdad declaramos que las cifras contenidas en este estado financiero son veraces y contienen toda la información referente a la situación y los resultados de la Comisión de Agua y Alcantarillado del Municipio de Tulancingo de Bravo, afirmando ser legalmente responsables de la autenticidad y veracidad de las mismas, y asimismo asumimos la responsabilidad derivada de cualquier declaración en falso sobre las mismas"

LUIS ENRIQUE HIDALGO HERNANDEZ
DIRECTOR GENERAL

COMISIÓN DE AGUA Y
ALCANTARILLADO
MUNICIPIO DE TULANCINGO DE BRAVO
SERVICIOS

TRA. CLAUDIA LETICIA ALTAMIRA MENDOZ
DIRECTORA DEL DESPACHO DE LOS ASUNTOS
DE LA DIRECCIÓN DE ADMINISTRACIÓN Y
FINANZAS

LIC. JUAN CARLOS LARA ABRYO
COMISARIO