


216001	Material de Limpieza	\$43,197.42	-\$29,941.44	\$13,255.98	\$13,255.98	\$13,255.98	\$13,255.98	\$13,255.98	\$13,255.98	\$0.00
218000	Materiales para el registro e identificación de	\$2,085.14	-\$2,085.14	\$0.00	\$0.00	\$0.00	\$0.00	\$0.00	\$0.00	\$0.00
218002	Identificadores e Iconos de señalización	\$2,085.14	-\$2,085.14	\$0.00	\$0.00	\$0.00	\$0.00	\$0.00	\$0.00	\$0.00
220000	Alimentos y utensilios	\$18,431.45	\$64,877.14	\$83,308.59	\$83,308.59	\$83,308.59	\$83,308.59	\$83,308.59	\$83,308.59	\$0.00
221000	Productos alimenticios para personas	\$18,431.45	\$64,877.14	\$83,308.59	\$83,308.59	\$83,308.59	\$83,308.59	\$83,308.59	\$83,308.59	\$0.00
221001	Alimentación de Personas	\$18,431.45	\$64,877.14	\$83,308.59	\$83,308.59	\$83,308.59	\$83,308.59	\$83,308.59	\$83,308.59	\$0.00
230000	Materias primas y materiales de producción y	\$72,566.32	\$42,985.49	\$115,551.81	\$115,551.81	\$115,551.81	\$115,551.81	\$115,551.81	\$115,551.81	\$0.00
231000	Productos alimenticios, agropecuarios y	\$0.00	\$1,656.00	\$1,656.00	\$1,656.00	\$1,656.00	\$1,656.00	\$1,656.00	\$1,656.00	\$0.00
231004	Productos de madera	\$0.00	\$1,656.00	\$1,656.00	\$1,656.00	\$1,656.00	\$1,656.00	\$1,656.00	\$1,656.00	\$0.00
234000	Combustibles, lubricantes, aditivos, carbón y	\$72,566.32	\$41,329.49	\$113,895.81	\$113,895.81	\$113,895.81	\$113,895.81	\$113,895.81	\$113,895.81	\$0.00
234001	Combustibles, lubricantes y aditivos,	\$72,566.32	\$41,329.49	\$113,895.81	\$113,895.81	\$113,895.81	\$113,895.81	\$113,895.81	\$113,895.81	\$0.00
240000	Materiales y artículos de construcción y de	\$1,552,733.45	\$1,754,925.36	\$3,307,658.81	\$3,307,658.81	\$3,307,658.81	\$3,307,658.81	\$3,307,658.81	\$3,307,658.81	\$0.00
241000	Productos minerales no metálicos	\$178,090.60	\$134,855.26	\$312,945.86	\$312,945.86	\$312,945.86	\$312,945.86	\$312,945.86	\$312,945.86	\$0.00
241001	Productos minerales no metálicos	\$178,090.60	\$134,855.26	\$312,945.86	\$312,945.86	\$312,945.86	\$312,945.86	\$312,945.86	\$312,945.86	\$0.00
242000	Cemento y productos de concreto	\$361,680.00	\$19,739.15	\$381,419.15	\$381,419.15	\$381,419.15	\$381,419.15	\$381,419.15	\$381,419.15	\$0.00
242001	Cemento y productos de concreto	\$361,680.00	\$19,739.15	\$381,419.15	\$381,419.15	\$381,419.15	\$381,419.15	\$381,419.15	\$381,419.15	\$0.00
243000	Cal, yeso y productos de yeso	\$9,354.27	-\$8,212.03	\$1,142.24	\$1,142.24	\$1,142.24	\$1,142.24	\$1,142.24	\$1,142.24	\$0.00
243001	Cal, yeso y productos de yeso	\$9,354.27	-\$8,212.03	\$1,142.24	\$1,142.24	\$1,142.24	\$1,142.24	\$1,142.24	\$1,142.24	\$0.00
244000	Madera y productos de madera	\$29,977.88	-\$24,402.64	\$5,575.24	\$5,575.24	\$5,575.24	\$5,575.24	\$5,575.24	\$5,575.24	\$0.00
244001	Madera y productos de madera	\$29,977.88	-\$24,402.64	\$5,575.24	\$5,575.24	\$5,575.24	\$5,575.24	\$5,575.24	\$5,575.24	\$0.00
245000	Vidrio y productos de vidrio	\$0.00	\$4,466.90	\$4,466.90	\$4,466.90	\$4,466.90	\$4,466.90	\$4,466.90	\$4,466.90	\$0.00
245001	Vidrio y productos de vidrio	\$0.00	\$4,466.90	\$4,466.90	\$4,466.90	\$4,466.90	\$4,466.90	\$4,466.90	\$4,466.90	\$0.00
246000	Material eléctrico y electrónico	\$18,541.00	\$33,863.02	\$52,404.02	\$52,404.02	\$52,404.02	\$52,404.02	\$52,404.02	\$52,404.02	\$0.00
246001	Material Eléctrico	\$18,541.00	\$33,863.02	\$52,404.02	\$52,404.02	\$52,404.02	\$52,404.02	\$52,404.02	\$52,404.02	\$0.00
247000	Artículos metálicos para la construcción	\$105,634.06	\$208,377.02	\$314,011.08	\$314,011.08	\$314,011.08	\$314,011.08	\$314,011.08	\$314,011.08	\$0.00
247001	Artículos metálicos para la construcción	\$105,634.06	\$208,377.02	\$314,011.08	\$314,011.08	\$314,011.08	\$314,011.08	\$314,011.08	\$314,011.08	\$0.00
249000	Otros materiales y artículos de construcción y	\$849,455.64	\$1,386,238.68	\$2,235,694.32	\$2,235,694.32	\$2,235,694.32	\$2,235,694.32	\$2,235,694.32	\$2,235,694.32	\$0.00
249001	Otros materiales y artículos de construcción y	\$849,455.64	\$1,386,238.68	\$2,235,694.32	\$2,235,694.32	\$2,235,694.32	\$2,235,694.32	\$2,235,694.32	\$2,235,694.32	\$0.00
250000	Productos químicos, farmacéuticos y de	\$715,936.41	\$238,805.29	\$954,741.70	\$954,741.70	\$954,741.70	\$954,741.70	\$954,741.70	\$954,741.70	\$0.00
256000	Fibras sintéticas, hules, plásticos y derivados	\$90.52	-\$90.52	\$0.00	\$0.00	\$0.00	\$0.00	\$0.00	\$0.00	\$0.00
256001	Fibras sintéticas, hules, plásticos y derivados	\$90.52	-\$90.52	\$0.00	\$0.00	\$0.00	\$0.00	\$0.00	\$0.00	\$0.00
259000	Otros productos químicos	\$715,845.89	\$238,895.81	\$954,741.70	\$954,741.70	\$954,741.70	\$954,741.70	\$954,741.70	\$954,741.70	\$0.00
259001	Otros productos químicos	\$715,845.89	\$238,895.81	\$954,741.70	\$954,741.70	\$954,741.70	\$954,741.70	\$954,741.70	\$954,741.70	\$0.00
260000	Combustibles, lubricantes y aditivos	\$1,624,802.01	\$1,191,336.11	\$2,816,138.12	\$2,816,138.12	\$2,816,138.12	\$2,816,138.12	\$2,816,138.12	\$2,816,138.12	\$0.00
261000	Combustibles, lubricantes y aditivos	\$1,624,802.01	\$1,191,336.11	\$2,816,138.12	\$2,816,138.12	\$2,816,138.12	\$2,816,138.12	\$2,816,138.12	\$2,816,138.12	\$0.00
261001	Combustibles y Lubricantes vehículos y equipos	\$1,624,802.01	\$1,191,336.11	\$2,816,138.12	\$2,816,138.12	\$2,816,138.12	\$2,816,138.12	\$2,816,138.12	\$2,816,138.12	\$0.00
270000	Vestuario, blancos, prendas de protección y	\$168,223.50	\$60,716.53	\$228,940.03	\$228,940.03	\$228,940.03	\$228,940.03	\$228,940.03	\$228,940.03	\$0.00
271000	Vestuario y uniformes	\$60,055.02	\$31,343.43	\$91,398.45	\$91,398.45	\$91,398.45	\$91,398.45	\$91,398.45	\$91,398.45	\$0.00
271001	Vestuario, Uniformes	\$60,055.02	\$31,343.43	\$91,398.45	\$91,398.45	\$91,398.45	\$91,398.45	\$91,398.45	\$91,398.45	\$0.00

MUNICIPALIDAD DE SAN JUAN, P.R.
 ALEXANDER S. GONZALEZ
 GOBERNADOR

272000	Prendas de seguridad y protección personal	\$108,168.48	\$29,373.10	\$137,541.58	\$137,541.58	\$137,541.58	\$137,541.58	\$137,541.58	\$137,541.58	\$0.00
272001	Prendas de Protección	\$108,168.48	\$29,373.10	\$137,541.58	\$137,541.58	\$137,541.58	\$137,541.58	\$137,541.58	\$137,541.58	\$0.00
290000	Herramientas, refacciones y accesorios	\$626,882.80	\$526,799.31	\$1,153,682.11	\$1,153,682.11	\$1,153,682.11	\$1,153,682.11	\$1,153,682.11	\$1,153,681.83	\$0.00
291000	Herramientas menores	\$138,504.18	\$66,179.83	\$204,684.01	\$204,684.01	\$204,684.01	\$204,684.01	\$204,684.01	\$204,684.01	\$0.00
291001	Herramientas Menores	\$138,504.18	\$66,179.83	\$204,684.01	\$204,684.01	\$204,684.01	\$204,684.01	\$204,684.01	\$204,684.01	\$0.00
292000	Refacciones y accesorios menores de edificios	\$4,593.67	\$22,531.77	\$27,125.44	\$27,125.44	\$27,125.44	\$27,125.44	\$27,125.44	\$27,125.44	\$0.00
292001	Refacciones y accesorios menores de edificios	\$4,593.67	\$22,531.77	\$27,125.44	\$27,125.44	\$27,125.44	\$27,125.44	\$27,125.44	\$27,125.44	\$0.00
294000	Refacciones y accesorios menores de equipo	\$14,750.10	\$10,862.60	\$25,612.70	\$25,612.70	\$25,612.70	\$25,612.70	\$25,612.70	\$25,612.70	\$0.00
294001	Refacciones y accesorios menores de equipo	\$14,750.10	\$10,862.60	\$25,612.70	\$25,612.70	\$25,612.70	\$25,612.70	\$25,612.70	\$25,612.70	\$0.00
296000	Refacciones y accesorios menores de equipo	\$413,580.10	\$188,158.43	\$601,738.53	\$601,738.53	\$601,738.53	\$601,738.53	\$601,738.53	\$601,738.25	\$0.00
296001	Refacciones	\$413,580.10	\$188,158.43	\$601,738.53	\$601,738.53	\$601,738.53	\$601,738.53	\$601,738.53	\$601,738.25	\$0.00
298000	Refacciones y accesorios menores de	\$55,454.75	\$106,199.45	\$161,654.20	\$161,654.20	\$161,654.20	\$161,654.20	\$161,654.20	\$161,654.20	\$0.00
298001	Refacciones y accesorios menores de	\$55,454.75	\$106,199.45	\$161,654.20	\$161,654.20	\$161,654.20	\$161,654.20	\$161,654.20	\$161,654.20	\$0.00
299000	Refacciones y accesorios menores otros bienes	\$0.00	\$132,867.23	\$132,867.23	\$132,867.23	\$132,867.23	\$132,867.23	\$132,867.23	\$132,867.23	\$0.00
299001	Refacciones y accesorios menores de equipos	\$0.00	\$132,867.23	\$132,867.23	\$132,867.23	\$132,867.23	\$132,867.23	\$132,867.23	\$132,867.23	\$0.00
300000	SERVICIOS GENERALES	\$31,017,571.56	\$20,370,926.24	\$51,388,497.80	\$51,388,497.80	\$51,388,497.80	\$51,388,497.80	\$51,388,497.80	\$51,272,301.38	\$0.00
310000	Servicios básicos	\$20,093,485.87	\$13,580,243.48	\$33,673,729.35	\$33,673,729.35	\$33,673,729.35	\$33,673,729.35	\$33,673,729.35	\$33,673,730.00	\$0.00
311000	Energía eléctrica	\$20,054,321.39	\$13,490,391.02	\$33,544,712.41	\$33,544,712.41	\$33,544,712.41	\$33,544,712.41	\$33,544,712.41	\$33,544,712.41	\$0.00
311001	Servicio de Energía Eléctrica	\$20,054,321.39	\$13,490,391.02	\$33,544,712.41	\$33,544,712.41	\$33,544,712.41	\$33,544,712.41	\$33,544,712.41	\$33,544,712.41	\$0.00
312000	Gas	\$15,804.28	\$47,370.18	\$63,174.46	\$63,174.46	\$63,174.46	\$63,174.46	\$63,174.46	\$63,175.11	\$0.00
312001	Gas	\$15,804.28	\$47,370.18	\$63,174.46	\$63,174.46	\$63,174.46	\$63,174.46	\$63,174.46	\$63,175.11	\$0.00
314000	Telefonía tradicional	\$21,060.20	\$11,257.87	\$32,318.07	\$32,318.07	\$32,318.07	\$32,318.07	\$32,318.07	\$32,318.07	\$0.00
314001	Servicio Telefónico Tradicional	\$21,060.20	\$11,257.87	\$32,318.07	\$32,318.07	\$32,318.07	\$32,318.07	\$32,318.07	\$32,318.07	\$0.00
315000	Telefonía celular	\$1,800.00	\$1,388.75	\$3,188.75	\$3,188.75	\$3,188.75	\$3,188.75	\$3,188.75	\$3,188.75	\$0.00
315001	Servicio de Telefonía Celular	\$1,800.00	\$1,388.75	\$3,188.75	\$3,188.75	\$3,188.75	\$3,188.75	\$3,188.75	\$3,188.75	\$0.00
317000	Servicios de acceso de Internet, redes y	\$0.00	\$29,539.31	\$29,539.31	\$29,539.31	\$29,539.31	\$29,539.31	\$29,539.31	\$29,539.31	\$0.00
317001	Servicios de Conducción de Señales	\$0.00	\$29,539.31	\$29,539.31	\$29,539.31	\$29,539.31	\$29,539.31	\$29,539.31	\$29,539.31	\$0.00
318000	Servicios postales y telegráficos	\$350.00	\$446.35	\$796.35	\$796.35	\$796.35	\$796.35	\$796.35	\$796.35	\$0.00
318001	Servicio Postal	\$350.00	\$446.35	\$796.35	\$796.35	\$796.35	\$796.35	\$796.35	\$796.35	\$0.00
319000	Servicios integrales y otros servicios	\$150.00	-\$150.00	\$0.00	\$0.00	\$0.00	\$0.00	\$0.00	\$0.00	\$0.00
319001	Servicios integrales y otros servicios	\$150.00	-\$150.00	\$0.00	\$0.00	\$0.00	\$0.00	\$0.00	\$0.00	\$0.00
320000	Servicios de arrendamiento	\$147,896.26	\$2,415,578.22	\$2,563,474.48	\$2,563,474.48	\$2,563,474.48	\$2,563,474.48	\$2,563,474.48	\$2,563,474.48	\$0.00
323000	Arrendamiento de mobiliario y equipo de	\$0.00	\$2,016.35	\$2,016.35	\$2,016.35	\$2,016.35	\$2,016.35	\$2,016.35	\$2,016.35	\$0.00
323001	Arrendamiento de Equipo y Bienes Informáticos	\$0.00	\$2,016.35	\$2,016.35	\$2,016.35	\$2,016.35	\$2,016.35	\$2,016.35	\$2,016.35	\$0.00
325000	Arrendamiento de equipo de transporte	\$50,000.00	\$1,501,099.99	\$1,551,099.99	\$1,551,099.99	\$1,551,099.99	\$1,551,099.99	\$1,551,099.99	\$1,551,099.99	\$0.00
325001	Servicios de arrendamiento de vehículos y	\$50,000.00	\$1,501,099.99	\$1,551,099.99	\$1,551,099.99	\$1,551,099.99	\$1,551,099.99	\$1,551,099.99	\$1,551,099.99	\$0.00
326000	Arrendamiento de maquinaria, otros equipos y	\$66,136.26	\$924,260.79	\$990,397.05	\$990,397.05	\$990,397.05	\$990,397.05	\$990,397.05	\$990,397.05	\$0.00
326001	Arrendamiento de Maquinaria y Equipo	\$66,136.26	\$924,260.79	\$990,397.05	\$990,397.05	\$990,397.05	\$990,397.05	\$990,397.05	\$990,397.05	\$0.00
327000	Arrendamiento de activos intangibles	\$11,160.00	\$3,251.09	\$14,411.09	\$14,411.09	\$14,411.09	\$14,411.09	\$14,411.09	\$14,411.09	\$0.00

327001	Arrendamiento de activos intangibles	\$11,160.00	\$3,251.09	\$14,411.09	\$14,411.09	\$14,411.09	\$14,411.09	\$14,411.09	\$14,411.09	\$0.00
329000	Otros arrendamientos	\$20,600.00	-\$15,050.00	\$5,550.00	\$5,550.00	\$5,550.00	\$5,550.00	\$5,550.00	\$5,550.00	\$0.00
329001	Otros arrendamientos	\$20,600.00	-\$15,050.00	\$5,550.00	\$5,550.00	\$5,550.00	\$5,550.00	\$5,550.00	\$5,550.00	\$0.00
330000	Servicios profesionales, científicos, técnicos	\$841,820.03	\$2,565,087.28	\$3,406,907.31	\$3,406,907.31	\$3,406,907.31	\$3,406,907.31	\$3,406,907.31	\$3,406,907.31	\$0.00
331000	Servicios legales, de contabilidad, auditoría y	\$83,517.33	\$805,824.71	\$889,342.04	\$889,342.04	\$889,342.04	\$889,342.04	\$889,342.04	\$889,342.04	\$0.00
331001	Servicios legales	\$83,517.33	-\$51,302.22	\$32,215.11	\$32,215.11	\$32,215.11	\$32,215.11	\$32,215.11	\$32,215.11	\$0.00
331002	Servicios de contabilidad, auditoría y servicios	\$0.00	\$857,126.93	\$857,126.93	\$857,126.93	\$857,126.93	\$857,126.93	\$857,126.93	\$857,126.93	\$0.00
334000	Servicios de capacitación	\$89,830.50	-\$82,667.50	\$7,163.00	\$7,163.00	\$7,163.00	\$7,163.00	\$7,163.00	\$7,163.00	\$0.00
334001	Capacitación	\$89,830.50	-\$82,667.50	\$7,163.00	\$7,163.00	\$7,163.00	\$7,163.00	\$7,163.00	\$7,163.00	\$0.00
336000	Servicios de apoyo administrativo, fotocopiado	\$62,892.00	\$145,346.68	\$208,238.68	\$208,238.68	\$208,238.68	\$208,238.68	\$208,238.68	\$208,238.68	\$0.00
336001	Servicios de apoyo administrativo, fotocopiado	\$62,892.00	\$145,346.68	\$208,238.68	\$208,238.68	\$208,238.68	\$208,238.68	\$208,238.68	\$208,238.68	\$0.00
338000	Servicios de vigilancia	\$1,200.00	\$50,180.00	\$51,380.00	\$51,380.00	\$51,380.00	\$51,380.00	\$51,380.00	\$51,380.00	\$0.00
338001	Servicios de Vigilancia	\$1,200.00	\$50,180.00	\$51,380.00	\$51,380.00	\$51,380.00	\$51,380.00	\$51,380.00	\$51,380.00	\$0.00
339000	Servicios profesionales, científicos y técnicos	\$604,380.20	\$1,646,403.39	\$2,250,783.59	\$2,250,783.59	\$2,250,783.59	\$2,250,783.59	\$2,250,783.59	\$2,250,783.59	\$0.00
339001	Estudios e Investigaciones	\$292,500.00	\$43,789.05	\$336,289.05	\$336,289.05	\$336,289.05	\$336,289.05	\$336,289.05	\$336,289.05	\$0.00
339003	Prestación de Servicios Profesionales	\$311,880.20	\$1,602,614.34	\$1,914,494.54	\$1,914,494.54	\$1,914,494.54	\$1,914,494.54	\$1,914,494.54	\$1,914,494.54	\$0.00
340000	Servicios financieros, bancarios y	\$344,267.55	\$359,517.02	\$703,784.57	\$703,784.57	\$703,784.57	\$703,784.57	\$703,784.57	\$587,586.86	\$0.00
341000	Servicios financieros y bancarios	\$160,002.20	\$71,161.13	\$231,163.33	\$231,163.33	\$231,163.33	\$231,163.33	\$231,163.33	\$231,163.33	\$0.00
341001	Intereses, Descuentos, y otros Servicios	\$160,002.20	\$71,161.13	\$231,163.33	\$231,163.33	\$231,163.33	\$231,163.33	\$231,163.33	\$231,163.33	\$0.00
345000	Seguro de bienes patrimoniales	\$163,760.35	\$200,412.63	\$364,172.98	\$364,172.98	\$364,172.98	\$364,172.98	\$364,172.98	\$247,975.27	\$0.00
345001	Seguros	\$163,760.35	\$200,412.63	\$364,172.98	\$364,172.98	\$364,172.98	\$364,172.98	\$364,172.98	\$247,975.27	\$0.00
347000	Fletes y maniobras	\$20,505.00	\$87,943.26	\$108,448.26	\$108,448.26	\$108,448.26	\$108,448.26	\$108,448.26	\$108,448.26	\$0.00
347001	Fletes y Maniobras	\$20,505.00	\$87,943.26	\$108,448.26	\$108,448.26	\$108,448.26	\$108,448.26	\$108,448.26	\$108,448.26	\$0.00
350000	Servicios de instalación, reparación,	\$3,141,034.95	\$929,716.32	\$4,070,751.27	\$4,070,751.27	\$4,070,751.27	\$4,070,751.27	\$4,070,751.27	\$4,070,752.07	\$0.00
351000	Conservación y mantenimiento menor de	\$27,000.00	-\$25,017.24	\$1,982.76	\$1,982.76	\$1,982.76	\$1,982.76	\$1,982.76	\$1,982.76	\$0.00
351001	Conservación y mantenimiento menor de	\$27,000.00	-\$25,017.24	\$1,982.76	\$1,982.76	\$1,982.76	\$1,982.76	\$1,982.76	\$1,982.76	\$0.00
352000	Instalación, reparación y mantenimiento de	\$7,500.00	-\$7,500.00	\$0.00	\$0.00	\$0.00	\$0.00	\$0.00	\$0.00	\$0.00
352001	Mantenimiento de Mobiliario y Equipo de	\$6,000.00	-\$6,000.00	\$0.00	\$0.00	\$0.00	\$0.00	\$0.00	\$0.00	\$0.00
352002	Mantenimiento de Equipo y Aparatos de	\$1,500.00	-\$1,500.00	\$0.00	\$0.00	\$0.00	\$0.00	\$0.00	\$0.00	\$0.00
353000	Instalación, reparación y mantenimiento de	\$7,750.40	-\$1,955.19	\$5,795.21	\$5,795.21	\$5,795.21	\$5,795.21	\$5,795.21	\$5,795.21	\$0.00
353001	Mantenimiento de bienes informáticos	\$7,750.40	-\$1,955.19	\$5,795.21	\$5,795.21	\$5,795.21	\$5,795.21	\$5,795.21	\$5,795.21	\$0.00
355000	Reparación y mantenimiento de equipo de	\$289,988.13	\$708,744.70	\$998,732.83	\$998,732.83	\$998,732.83	\$998,732.83	\$998,732.83	\$998,733.63	\$0.00
355001	Mantenimiento de Vehículos	\$289,988.13	\$708,744.70	\$998,732.83	\$998,732.83	\$998,732.83	\$998,732.83	\$998,732.83	\$998,733.63	\$0.00
357000	Instalación, reparación y mantenimiento de	\$2,551,696.42	\$271,992.77	\$2,823,689.19	\$2,823,689.19	\$2,823,689.19	\$2,823,689.19	\$2,823,689.19	\$2,823,689.19	\$0.00
357001	Mantenimiento de Maquinaria y Equipo	\$22,500.00	\$70,415.18	\$92,915.18	\$92,915.18	\$92,915.18	\$92,915.18	\$92,915.18	\$92,915.18	\$0.00
357002	Mantenimiento e Instalación de Equipos y	\$1,929,196.42	\$766,501.90	\$2,695,698.32	\$2,695,698.32	\$2,695,698.32	\$2,695,698.32	\$2,695,698.32	\$2,695,698.32	\$0.00
357004	Mantenimiento, instalación, reparación y de	\$600,000.00	-\$564,924.31	\$35,075.69	\$35,075.69	\$35,075.69	\$35,075.69	\$35,075.69	\$35,075.69	\$0.00
358000	Servicios de limpieza y manejo de desechos	\$235,600.00	\$4,951.28	\$240,551.28	\$240,551.28	\$240,551.28	\$240,551.28	\$240,551.28	\$240,551.28	\$0.00
358001	Servicio de limpieza y manejo de desechos	\$235,600.00	-\$99,200.00	\$136,400.00	\$136,400.00	\$136,400.00	\$136,400.00	\$136,400.00	\$136,400.00	\$0.00




[Handwritten signature]

[Handwritten signature]

521000	Equipos y aparatos audiovisuales	\$8,580.00	-\$8,580.00	\$0.00	\$0.00	\$0.00	\$0.00	\$0.00	\$0.00
521001	Equipos y aparatos audiovisuales	\$8,580.00	-\$8,580.00	\$0.00	\$0.00	\$0.00	\$0.00	\$0.00	\$0.00
523000	Cámaras fotográficas y de video	\$0.00	\$10,255.00	\$10,255.00	\$10,255.00	\$10,255.00	\$10,255.00	\$10,255.00	\$0.00
523001	Cámaras fotográficas y de video	\$0.00	\$10,255.00	\$10,255.00	\$10,255.00	\$10,255.00	\$10,255.00	\$10,255.00	\$0.00
540000	Vehículos y equipo de transporte	\$35,800.00	\$1,490,483.62	\$1,526,283.62	\$1,526,283.62	\$1,526,283.62	\$1,526,283.62	\$1,526,283.62	\$0.00
541000	Vehículos y equipo terrestre	\$0.00	\$1,506,896.55	\$1,506,896.55	\$1,506,896.55	\$1,506,896.55	\$1,506,896.55	\$1,506,896.55	\$0.00
541001	Vehículos y Equipo Terrestre	\$0.00	\$1,506,896.55	\$1,506,896.55	\$1,506,896.55	\$1,506,896.55	\$1,506,896.55	\$1,506,896.55	\$0.00
549000	Otros equipos de transporte	\$35,800.00	-\$16,412.93	\$19,387.07	\$19,387.07	\$19,387.07	\$19,387.07	\$19,387.07	\$0.00
549001	Otros equipos de transporte	\$35,800.00	-\$16,412.93	\$19,387.07	\$19,387.07	\$19,387.07	\$19,387.07	\$19,387.07	\$0.00
560000	Maquinaria, otros equipos y herramientas	\$130,500.00	\$1,668,906.87	\$1,799,406.87	\$1,799,406.87	\$1,799,406.87	\$1,799,406.87	\$1,799,406.87	\$0.00
563000	Maquinaria y equipo de construcción	\$0.00	\$84,310.34	\$84,310.34	\$84,310.34	\$84,310.34	\$84,310.34	\$84,310.34	\$0.00
563001	Equipo de Construcción	\$0.00	\$84,310.34	\$84,310.34	\$84,310.34	\$84,310.34	\$84,310.34	\$84,310.34	\$0.00
564000	Sistemas de aire acondicionado, calefacción y	\$30,500.00	-\$20,631.03	\$9,868.97	\$9,868.97	\$9,868.97	\$9,868.97	\$9,868.97	\$0.00
564001	Sistemas de aire acondicionado, calefacción y	\$30,500.00	-\$20,631.03	\$9,868.97	\$9,868.97	\$9,868.97	\$9,868.97	\$9,868.97	\$0.00
566000	Equipos de generación eléctrica, aparatos y	\$0.00	\$1,470,587.25	\$1,470,587.25	\$1,470,587.25	\$1,470,587.25	\$1,470,587.25	\$1,470,587.25	\$0.00
566001	Equipos de generación eléctrica, aparatos y	\$0.00	\$1,470,587.25	\$1,470,587.25	\$1,470,587.25	\$1,470,587.25	\$1,470,587.25	\$1,470,587.25	\$0.00
567000	Herramientas y máquinas-herramienta	\$100,000.00	\$26,261.21	\$126,261.21	\$126,261.21	\$126,261.21	\$126,261.21	\$126,261.21	\$0.00
567001	Herramientas y Máquinas-Herramientas	\$100,000.00	\$26,261.21	\$126,261.21	\$126,261.21	\$126,261.21	\$126,261.21	\$126,261.21	\$0.00
569000	Otros equipos	\$0.00	\$108,379.10	\$108,379.10	\$108,379.10	\$108,379.10	\$108,379.10	\$108,379.10	\$0.00
569001	Otros equipos	\$0.00	\$108,379.10	\$108,379.10	\$108,379.10	\$108,379.10	\$108,379.10	\$108,379.10	\$0.00
590000	Activos intangibles	\$115,650.00	-\$115,650.00	\$0.00	\$0.00	\$0.00	\$0.00	\$0.00	\$0.00
599000	Otros activos intangibles	\$115,650.00	-\$115,650.00	\$0.00	\$0.00	\$0.00	\$0.00	\$0.00	\$0.00
599001	Otros activos intangibles	\$115,650.00	-\$115,650.00	\$0.00	\$0.00	\$0.00	\$0.00	\$0.00	\$0.00
900000	DEUDA PUBLICA	\$122,010.41	-\$122,010.41	\$0.00	\$0.00	\$0.00	\$0.00	\$0.00	\$0.00
990000	Adeudos de ejercicios fiscales anteriores	\$122,010.41	-\$122,010.41	\$0.00	\$0.00	\$0.00	\$0.00	\$0.00	\$0.00
991000	ADEFAS	\$122,010.41	-\$122,010.41	\$0.00	\$0.00	\$0.00	\$0.00	\$0.00	\$0.00
991001	Adeudos de ejercicios fiscales anteriores	\$122,010.41	-\$122,010.41	\$0.00	\$0.00	\$0.00	\$0.00	\$0.00	\$0.00
Total		\$62,511,750.00	\$29,690,660.99	\$92,202,410.99	\$92,202,410.99	\$92,202,410.99	\$92,202,410.99	\$92,238,770.31	\$0.00

*Bajo protesta de decir verdad declaramos que las cifras contenidas en este estado financiero son veraces y contienen toda la información referente a la situación y/o los resultados de la Comisión de Agua y Alcantarillado del Municipio de Tulancingo de Bravo, afirmando ser legalmente responsables de la autenticidad y veracidad de las mismas, y asimismo asumimos la responsabilidad derivada de cualquier declaración en falso sobre las mismas.

LUIS ENRIQUE HIDALGO HERNANDEZ
DIRECTOR GENERAL



TRA. CLAUDIA LETICIA ALTAMIRA MENDOZA
DIRECTORA DEL DESPACHO DE LOS ASUNTOS
DE LA DIRECCIÓN DE ADMINISTRACIÓN Y
FINANZAS

LIC. JUAN CARLOS LARA ARROYO
COMISARIO

Comisión de Agua y Alcantarillado del Municipio de Tulancingo de Bravo, Hidalgo
ESTADO DE HIDALGO

Estado Analítico del Ejercicio del Presupuesto por Capítulo del Gasto Del 01/ene./2022 Al 30/nov./2022

Usu: mika
rptEstadoAnaliti

Fecha y 17/ene./2023
02:29 p. m.

Ejercicio del Presupuesto	Egresos Aprobado	Ampliaciones / (Reducciones)	Egresos Modificado	Egresos Comprometido	Egresos Devengado	Egresos Ejercido	Pagado	Subejercicio
100000 SERVICIOS PERSONALES	\$24,982,895.02	\$2,185,895.49	\$27,168,590.51	\$23,357,906.13	\$23,357,906.13	\$23,357,906.13	\$23,357,906.13	\$3,810,684.38
110000 Remuneraciones al personal de carácter	\$20,325,506.66	\$525,764.80	\$20,851,271.46	\$19,206,190.00	\$19,206,190.00	\$19,206,190.00	\$19,206,190.00	\$1,645,081.46
113000 Sueldos base al personal permanente	\$20,325,506.66	\$525,764.80	\$20,851,271.46	\$19,206,190.00	\$19,206,190.00	\$19,206,190.00	\$19,206,190.00	\$1,645,081.46
113001 Sueldos	\$20,325,506.66	\$525,764.80	\$20,851,271.46	\$19,206,190.00	\$19,206,190.00	\$19,206,190.00	\$19,206,190.00	\$1,645,081.46
120000 Remuneraciones al personal de carácter	\$181,579.00	\$1,129,541.27	\$1,311,120.27	\$1,246,977.80	\$1,246,977.80	\$1,246,977.80	\$1,246,977.80	\$64,142.47
122000 Sueldos base al personal eventual	\$181,579.00	\$1,129,541.27	\$1,311,120.27	\$1,246,977.80	\$1,246,977.80	\$1,246,977.80	\$1,246,977.80	\$64,142.47
122001 Sueldo Base a Personal Eventual	\$181,579.00	\$1,129,541.27	\$1,311,120.27	\$1,246,977.80	\$1,246,977.80	\$1,246,977.80	\$1,246,977.80	\$64,142.47
130000 Remuneraciones adicionales y especiales	\$4,144,899.18	\$312,733.63	\$4,457,632.81	\$2,428,925.00	\$2,428,925.00	\$2,428,925.00	\$2,428,925.00	\$2,028,707.81
132000 Primas de vacaciones, dominical y gratificación	\$4,137,899.18	\$319,150.37	\$4,457,049.55	\$2,428,925.00	\$2,428,925.00	\$2,428,925.00	\$2,428,925.00	\$2,028,124.55
132001 Prima de Vacaciones y Dominical	\$383,968.68	-\$72,362.40	\$311,606.28	\$305,028.00	\$305,028.00	\$305,028.00	\$305,028.00	\$6,578.28
132002 Gratificación Anual	\$3,753,930.50	\$391,512.77	\$4,145,443.27	\$2,123,897.00	\$2,123,897.00	\$2,123,897.00	\$2,123,897.00	\$2,021,546.27
133000 Horas extraordinarias	\$7,000.00	-\$6,416.74	\$583.26	\$0.00	\$0.00	\$0.00	\$0.00	\$583.26
133001 Horas extras	\$7,000.00	-\$6,416.74	\$583.26	\$0.00	\$0.00	\$0.00	\$0.00	\$583.26
150000 Otras prestaciones sociales y económicas	\$330,910.18	\$217,655.79	\$548,565.97	\$475,813.33	\$475,813.33	\$475,813.33	\$475,813.33	\$72,752.64
152000 Indemnizaciones	\$22,095.00	\$11,146.63	\$33,241.63	\$34,254.93	\$34,254.93	\$34,254.93	\$34,254.93	-\$1,013.30
152001 Indemnizaciones	\$22,095.00	\$11,146.63	\$33,241.63	\$34,254.93	\$34,254.93	\$34,254.93	\$34,254.93	-\$1,013.30
159000 Otras prestaciones sociales y económicas	\$308,815.18	\$206,509.16	\$515,324.34	\$441,558.40	\$441,558.40	\$441,558.40	\$441,558.40	\$73,765.94
159002 Otras Prestaciones	\$308,815.18	\$206,509.16	\$515,324.34	\$441,558.40	\$441,558.40	\$441,558.40	\$441,558.40	\$73,765.94
200000 MATERIALES Y SUMINISTROS	\$5,181,879.01	\$3,595,119.11	\$8,776,998.12	\$8,291,260.24	\$8,291,260.24	\$8,291,260.24	\$7,870,526.36	\$485,737.88
210000 Materiales de administración, emisión de	\$402,303.07	\$38,044.27	\$440,347.34	\$418,388.97	\$418,388.97	\$418,388.97	\$389,986.45	\$21,958.37
211000 Materiales, útiles y equipos menores de oficina	\$153,090.87	\$187,140.80	\$340,231.67	\$340,734.24	\$340,734.24	\$340,734.24	\$323,172.54	-\$502.57
211001 Material de Oficina	\$153,090.87	\$187,140.80	\$340,231.67	\$340,734.24	\$340,734.24	\$340,734.24	\$323,172.54	-\$502.57
212000 Materiales y útiles de impresión y reproducción	\$130,050.40	-\$109,288.52	\$20,761.88	\$2,292.00	\$2,292.00	\$2,292.00	\$2,292.00	\$18,469.88
212001 Materiales y Útiles de Impresión	\$130,050.40	-\$109,288.52	\$20,761.88	\$2,292.00	\$2,292.00	\$2,292.00	\$2,292.00	\$18,469.88
214000 Materiales, útiles y equipos menores de	\$37,680.24	-\$18,366.59	\$19,313.65	\$17,643.82	\$17,643.82	\$17,643.82	\$8,400.00	\$1,669.83
214001 Material para Bienes Informáticos	\$37,430.24	-\$18,137.46	\$19,292.78	\$17,643.82	\$17,643.82	\$17,643.82	\$8,400.00	\$1,648.96
214002 Materiales de Grabación	\$250.00	-\$229.13	\$20.87	\$0.00	\$0.00	\$0.00	\$0.00	\$20.87
215000 Material impreso e información digital	\$36,199.00	\$7,916.26	\$44,115.26	\$44,500.00	\$44,500.00	\$44,500.00	\$44,500.00	-\$384.74
215001 Suscripciones a Publicaciones y Periódicos	\$36,199.00	\$7,916.26	\$44,115.26	\$44,500.00	\$44,500.00	\$44,500.00	\$44,500.00	-\$384.74
216000 Material de limpieza	\$43,197.42	-\$27,446.32	\$15,751.10	\$13,218.91	\$13,218.91	\$13,218.91	\$11,621.91	\$2,532.19
216001 Material de Limpieza	\$43,197.42	-\$27,446.32	\$15,751.10	\$13,218.91	\$13,218.91	\$13,218.91	\$11,621.91	\$2,532.19

218000	Materiales para el registro e identificación de	\$2,085.14	-\$1,911.36	\$173.78	\$0.00	\$0.00	\$0.00	\$0.00	\$173.78
218002	Identificadores e Iconos de señalización	\$2,085.14	-\$1,911.36	\$173.78	\$0.00	\$0.00	\$0.00	\$0.00	\$173.78
220000	Alimentos y utensilios	\$18,431.45	\$59,470.73	\$77,902.18	\$67,926.61	\$67,926.61	\$67,926.61	\$67,926.61	\$9,975.57
221000	Productos alimenticios para personas	\$18,431.45	\$59,470.73	\$77,902.18	\$67,926.61	\$67,926.61	\$67,926.61	\$67,926.61	\$9,975.57
221001	Alimentación de Personas	\$18,431.45	\$59,470.73	\$77,902.18	\$67,926.61	\$67,926.61	\$67,926.61	\$67,926.61	\$9,975.57
230000	Materias primas y materiales de producción y	\$72,566.32	\$39,403.32	\$111,969.64	\$109,547.50	\$109,547.50	\$109,547.50	\$84,862.13	\$2,422.14
231000	Productos alimenticios, agropecuarios y	\$0.00	\$1,518.00	\$1,518.00	\$1,656.00	\$1,656.00	\$1,656.00	\$1,656.00	-\$138.00
231004	Productos de madera	\$0.00	\$1,518.00	\$1,518.00	\$1,656.00	\$1,656.00	\$1,656.00	\$1,656.00	-\$138.00
234000	Combustibles, lubricantes, aditivos, carbón y	\$72,566.32	\$37,885.32	\$110,451.64	\$107,891.50	\$107,891.50	\$107,891.50	\$83,206.13	\$2,560.14
234001	Combustibles, lubricantes y aditivos,	\$72,566.32	\$37,885.32	\$110,451.64	\$107,891.50	\$107,891.50	\$107,891.50	\$83,206.13	\$2,560.14
240000	Materiales y artículos de construcción y de	\$1,552,733.45	\$1,608,681.80	\$3,161,415.25	\$3,110,033.66	\$3,110,033.66	\$3,110,033.66	\$2,845,106.64	\$51,381.59
241000	Productos minerales no metálicos	\$178,090.60	\$123,617.34	\$301,707.94	\$286,745.86	\$286,745.86	\$286,745.86	\$267,270.00	\$14,962.08
241001	Productos minerales no metálicos	\$178,090.60	\$123,617.34	\$301,707.94	\$286,745.86	\$286,745.86	\$286,745.86	\$267,270.00	\$14,962.08
242000	Cemento y productos de concreto	\$361,680.00	\$18,094.23	\$379,774.23	\$361,867.43	\$361,867.43	\$361,867.43	\$302,216.57	\$17,906.80
242001	Cemento y productos de concreto	\$361,680.00	\$18,094.23	\$379,774.23	\$361,867.43	\$361,867.43	\$361,867.43	\$302,216.57	\$17,906.80
243000	Cal, yeso y productos de yeso	\$9,354.27	-\$7,527.74	\$1,826.53	\$1,142.24	\$1,142.24	\$1,142.24	\$1,142.24	\$684.29
243001	Cal, yeso y productos de yeso	\$9,354.27	-\$7,527.74	\$1,826.53	\$1,142.24	\$1,142.24	\$1,142.24	\$1,142.24	\$684.29
244000	Madera y productos de madera	\$29,977.88	-\$22,369.16	\$7,608.72	\$5,325.24	\$5,325.24	\$5,325.24	\$5,325.24	\$2,283.48
244001	Madera y productos de madera	\$29,977.88	-\$22,369.16	\$7,608.72	\$5,325.24	\$5,325.24	\$5,325.24	\$5,325.24	\$2,283.48
245000	Vidrio y productos de vidrio	\$0.00	\$4,094.64	\$4,094.64	\$4,466.90	\$4,466.90	\$4,466.90	\$4,466.90	-\$372.26
245001	Vidrio y productos de vidrio	\$0.00	\$4,094.64	\$4,094.64	\$4,466.90	\$4,466.90	\$4,466.90	\$4,466.90	-\$372.26
246000	Material eléctrico y electrónico	\$18,541.00	\$31,041.23	\$49,582.23	\$52,404.02	\$52,404.02	\$52,404.02	\$52,404.02	-\$2,821.79
246001	Material Eléctrico	\$18,541.00	\$31,041.23	\$49,582.23	\$52,404.02	\$52,404.02	\$52,404.02	\$52,404.02	-\$2,821.79
247000	Artículos metálicos para la construcción	\$105,634.06	\$191,012.47	\$296,646.53	\$307,577.92	\$307,577.92	\$307,577.92	\$304,462.40	-\$10,931.39
247001	Artículos metálicos para la construcción	\$105,634.06	\$191,012.47	\$296,646.53	\$307,577.92	\$307,577.92	\$307,577.92	\$304,462.40	-\$10,931.39
249000	Otros materiales y artículos de construcción y	\$849,455.64	\$1,270,718.79	\$2,120,174.43	\$2,090,504.05	\$2,090,504.05	\$2,090,504.05	\$1,907,819.27	\$29,670.38
249001	Otros materiales y artículos de construcción y	\$849,455.64	\$1,270,718.79	\$2,120,174.43	\$2,090,504.05	\$2,090,504.05	\$2,090,504.05	\$1,907,819.27	\$29,670.38
250000	Productos químicos, farmacéuticos y de	\$715,936.41	\$218,904.95	\$934,841.36	\$628,966.90	\$628,966.90	\$628,966.90	\$538,719.70	\$305,874.46
256000	Fibras sintéticas, hules, plásticos y derivados	\$90.52	-\$82.94	\$7.58	\$0.00	\$0.00	\$0.00	\$0.00	\$7.58
256001	Fibras sintéticas, hules, plásticos y derivados	\$90.52	-\$82.94	\$7.58	\$0.00	\$0.00	\$0.00	\$0.00	\$7.58
259000	Otros productos químicos	\$715,845.89	\$218,987.89	\$934,833.78	\$628,966.90	\$628,966.90	\$628,966.90	\$538,719.70	\$305,866.88
259001	Otros productos químicos	\$715,845.89	\$218,987.89	\$934,833.78	\$628,966.90	\$628,966.90	\$628,966.90	\$538,719.70	\$305,866.88
260000	Combustibles, lubricantes y aditivos	\$1,624,802.01	\$1,092,058.11	\$2,716,860.12	\$2,643,714.91	\$2,643,714.91	\$2,643,714.91	\$2,763,166.20	\$73,145.21
261000	Combustibles, lubricantes y aditivos	\$1,624,802.01	\$1,092,058.11	\$2,716,860.12	\$2,643,714.91	\$2,643,714.91	\$2,643,714.91	\$2,763,166.20	\$73,145.21
261001	Combustibles y Lubricantes vehiculos y	\$1,624,802.01	\$1,092,058.11	\$2,716,860.12	\$2,643,714.91	\$2,643,714.91	\$2,643,714.91	\$2,763,166.20	\$73,145.21
270000	Vestuario, blancos, prendas de protección y	\$168,223.50	\$55,656.70	\$223,880.20	\$228,779.00	\$228,779.00	\$228,779.00	\$204,179.84	-\$4,898.80
271000	Vestuario y uniformes	\$60,055.02	\$28,731.45	\$88,786.47	\$91,398.45	\$91,398.45	\$91,398.45	\$91,398.45	-\$2,611.98
271001	Vestuario, Uniformes	\$60,055.02	\$28,731.45	\$88,786.47	\$91,398.45	\$91,398.45	\$91,398.45	\$91,398.45	-\$2,611.98
272000	Prendas de seguridad y protección personal	\$108,168.48	\$26,925.25	\$135,093.73	\$137,380.55	\$137,380.55	\$137,380.55	\$112,781.39	-\$2,286.82
272001	Prendas de Protección	\$108,168.48	\$26,925.25	\$135,093.73	\$137,380.55	\$137,380.55	\$137,380.55	\$112,781.39	-\$2,286.82
290000	Herramientas, refacciones y accesorios	\$626,882.80	\$482,899.23	\$1,109,782.03	\$1,083,902.69	\$1,083,902.69	\$1,083,902.69	\$976,578.79	\$25,879.34

291000	Herramientas menores	\$138,504.18	\$60,664.78	\$199,168.96	\$196,322.70	\$196,322.70	\$196,322.70	\$185,813.08	\$2,846.26
291001	Herramientas Menores	\$138,504.18	\$60,664.78	\$199,168.96	\$196,322.70	\$196,322.70	\$196,322.70	\$185,813.08	\$2,846.26
292000	Refacciones y accesorios menores de edificios	\$4,593.67	\$20,654.04	\$25,247.71	\$27,125.44	\$27,125.44	\$27,125.44	\$26,644.40	-\$1,877.73
292001	Refacciones y accesorios menores de edificios	\$4,593.67	\$20,654.04	\$25,247.71	\$27,125.44	\$27,125.44	\$27,125.44	\$26,644.40	-\$1,877.73
294000	Refacciones y accesorios menores de equipo	\$14,750.10	\$9,957.31	\$24,707.41	\$21,096.32	\$21,096.32	\$21,096.32	\$21,096.32	\$3,611.09
294001	Refacciones y accesorios menores de equipo	\$14,750.10	\$9,957.31	\$24,707.41	\$21,096.32	\$21,096.32	\$21,096.32	\$21,096.32	\$3,611.09
296000	Refacciones y accesorios menores de equipo	\$413,580.10	\$172,478.57	\$586,058.67	\$573,811.80	\$573,811.80	\$573,811.80	\$560,470.53	\$12,246.87
296001	Refacciones	\$413,580.10	\$172,478.57	\$586,058.67	\$573,811.80	\$573,811.80	\$573,811.80	\$560,470.53	\$12,246.87
298000	Refacciones y accesorios menores de	\$55,454.75	\$97,349.56	\$152,804.31	\$157,489.20	\$157,489.20	\$157,489.20	\$99,170.23	-\$4,684.89
298001	Refacciones y accesorios menores de	\$55,454.75	\$97,349.56	\$152,804.31	\$157,489.20	\$157,489.20	\$157,489.20	\$99,170.23	-\$4,684.89
299000	Refacciones y accesorios menores otros bienes	\$0.00	\$121,794.97	\$121,794.97	\$108,057.23	\$108,057.23	\$108,057.23	\$83,384.23	\$13,737.74
299001	Refacciones y accesorios menores de equipos	\$0.00	\$121,794.97	\$121,794.97	\$108,057.23	\$108,057.23	\$108,057.23	\$83,384.23	\$13,737.74
300000	SERVICIOS GENERALES	\$31,017,571.56	\$18,673,348.87	\$49,690,920.43	\$47,746,490.20	\$47,746,490.20	\$47,746,490.20	\$47,350,751.21	\$1,944,430.23
310000	Servicios básicos	\$20,093,485.87	\$12,448,556.67	\$32,542,042.54	\$30,839,353.92	\$30,839,353.92	\$30,839,353.92	\$30,832,349.16	\$1,702,688.62
311000	Energía eléctrica	\$20,054,321.39	\$12,366,191.86	\$32,420,513.25	\$30,716,082.33	\$30,716,082.33	\$30,716,082.33	\$30,716,082.33	\$1,704,430.92
311001	Servicio de Energía Eléctrica	\$20,054,321.39	\$12,366,191.86	\$32,420,513.25	\$30,716,082.33	\$30,716,082.33	\$30,716,082.33	\$30,716,082.33	\$1,704,430.92
312000	Gas	\$15,804.28	\$43,422.72	\$59,227.00	\$60,313.24	\$60,313.24	\$60,313.24	\$59,190.83	-\$1,086.24
312001	Gas	\$15,804.28	\$43,422.72	\$59,227.00	\$60,313.24	\$60,313.24	\$60,313.24	\$59,190.83	-\$1,086.24
314000	Telefonía tradicional	\$21,060.20	\$10,319.87	\$31,380.07	\$29,908.07	\$29,908.07	\$29,908.07	\$29,908.07	\$1,472.00
314001	Servicio Telefónico Tradicional	\$21,060.20	\$10,319.87	\$31,380.07	\$29,908.07	\$29,908.07	\$29,908.07	\$29,908.07	\$1,472.00
315000	Telefonía celular	\$1,800.00	\$1,273.03	\$3,073.03	\$2,714.62	\$2,714.62	\$2,714.62	\$2,714.62	\$358.41
315001	Servicio de Telefonía Celular	\$1,800.00	\$1,273.03	\$3,073.03	\$2,714.62	\$2,714.62	\$2,714.62	\$2,714.62	\$358.41
317000	Servicios de acceso de Internet, redes y	\$0.00	\$27,077.60	\$27,077.60	\$29,539.31	\$29,539.31	\$29,539.31	\$23,656.96	-\$2,461.71
317001	Servicios de Conducción de Señales	\$0.00	\$27,077.60	\$27,077.60	\$29,539.31	\$29,539.31	\$29,539.31	\$23,656.96	-\$2,461.71
318000	Servicios postales y telegráficos	\$350.00	\$409.09	\$759.09	\$796.35	\$796.35	\$796.35	\$796.35	-\$37.26
318001	Servicio Postal	\$350.00	\$409.09	\$759.09	\$796.35	\$796.35	\$796.35	\$796.35	-\$37.26
319000	Servicios integrales y otros servicios	\$150.00	-\$137.50	\$12.50	\$0.00	\$0.00	\$0.00	\$0.00	\$12.50
319001	Servicios integrales y otros servicios	\$150.00	-\$137.50	\$12.50	\$0.00	\$0.00	\$0.00	\$0.00	\$12.50
320000	Servicios de arrendamiento	\$147,896.26	\$2,214,279.98	\$2,362,176.24	\$2,477,838.12	\$2,477,838.12	\$2,477,838.12	\$2,468,738.12	-\$115,661.88
323000	Arrendamiento de mobiliario y equipo de	\$0.00	\$1,848.33	\$1,848.33	\$2,016.35	\$2,016.35	\$2,016.35	\$2,016.35	-\$168.02
323001	Arrendamiento de Equipo y Bienes Informáticos	\$0.00	\$1,848.33	\$1,848.33	\$2,016.35	\$2,016.35	\$2,016.35	\$2,016.35	-\$168.02
325000	Arrendamiento de equipo de transporte	\$50,000.00	\$1,376,008.37	\$1,426,008.37	\$1,551,099.99	\$1,551,099.99	\$1,551,099.99	\$1,551,099.99	-\$125,091.62
325001	Servicios de arrendamiento de vehículos y	\$50,000.00	\$1,376,008.37	\$1,426,008.37	\$1,551,099.99	\$1,551,099.99	\$1,551,099.99	\$1,551,099.99	-\$125,091.62
326000	Arrendamiento de maquinaria, otros equipos y	\$66,136.26	\$847,239.03	\$913,375.29	\$907,760.69	\$907,760.69	\$907,760.69	\$899,560.69	\$5,614.60
326001	Arrendamiento de Maquinaria y Equipo	\$66,136.26	\$847,239.03	\$913,375.29	\$907,760.69	\$907,760.69	\$907,760.69	\$899,560.69	\$5,614.60
327000	Arrendamiento de activos intangibles	\$11,160.00	\$2,980.12	\$14,140.12	\$11,411.09	\$11,411.09	\$11,411.09	\$11,411.09	\$2,729.03
327001	Arrendamiento de activos intangibles	\$11,160.00	\$2,980.12	\$14,140.12	\$11,411.09	\$11,411.09	\$11,411.09	\$11,411.09	\$2,729.03
329000	Otros arrendamientos	\$20,600.00	-\$13,795.87	\$6,804.13	\$5,550.00	\$5,550.00	\$5,550.00	\$4,650.00	\$1,254.13
329001	Otros arrendamientos	\$20,600.00	-\$13,795.87	\$6,804.13	\$5,550.00	\$5,550.00	\$5,550.00	\$4,650.00	\$1,254.13
330000	Servicios profesionales, científicos, técnicos	\$841,820.03	\$2,351,328.97	\$3,193,150.00	\$3,173,432.86	\$3,173,432.86	\$3,173,432.86	\$3,090,874.86	\$19,717.14

331000	Servicios legales, de contabilidad, auditoría y	\$83,517.33	\$738,672.55	\$822,189.88	\$889,342.04	\$889,342.04	\$889,342.04	\$889,342.04	\$889,342.04	-\$67,152.16
331001	Servicios legales	\$83,517.33	-\$47,027.09	\$36,490.24	\$32,215.11	\$32,215.11	\$32,215.11	\$32,215.11	\$32,215.11	\$4,275.13
331002	Servicios de contabilidad, auditoría y servicios	\$0.00	\$785,699.64	\$785,699.64	\$857,126.93	\$857,126.93	\$857,126.93	\$857,126.93	\$857,126.93	-\$71,427.29
334000	Servicios de capacitación	\$89,830.50	-\$75,778.67	\$14,051.83	\$0.00	\$0.00	\$0.00	\$0.00	\$0.00	\$14,051.83
334001	Capacitación	\$89,830.50	-\$75,778.67	\$14,051.83	\$0.00	\$0.00	\$0.00	\$0.00	\$0.00	\$14,051.83
336000	Servicios de apoyo administrativo, fotocopiado	\$62,892.00	\$133,234.53	\$196,126.53	\$190,609.70	\$190,609.70	\$190,609.70	\$190,609.70	\$190,609.70	\$5,516.83
336001	Servicios de apoyo administrativo, fotocopiado	\$62,892.00	\$133,234.53	\$196,126.53	\$190,609.70	\$190,609.70	\$190,609.70	\$190,609.70	\$190,609.70	\$5,516.83
338000	Servicios de vigilancia	\$1,200.00	\$45,998.37	\$47,198.37	\$26,180.00	\$26,180.00	\$26,180.00	\$26,180.00	\$26,180.00	\$21,018.37
338001	Servicios de Vigilancia	\$1,200.00	\$45,998.37	\$47,198.37	\$26,180.00	\$26,180.00	\$26,180.00	\$26,180.00	\$26,180.00	\$21,018.37
339000	Servicios profesionales, científicos y técnicos	\$604,380.20	\$1,509,203.19	\$2,113,583.39	\$2,067,301.12	\$2,067,301.12	\$2,067,301.12	\$1,984,743.12	\$1,984,743.12	\$46,282.27
339001	Estudios e Investigaciones	\$292,500.00	-\$40,139.99	\$332,639.99	\$326,639.05	\$326,639.05	\$326,639.05	\$326,639.05	\$326,639.05	\$6,000.94
339003	Prestación de Servicios Profesionales	\$311,880.20	\$1,469,063.20	\$1,780,943.40	\$1,740,662.07	\$1,740,662.07	\$1,740,662.07	\$1,723,864.07	\$1,723,864.07	\$40,281.33
340000	Servicios financieros, bancarios y	\$344,267.55	\$329,557.25	\$673,824.80	\$688,987.36	\$688,987.36	\$688,987.36	\$543,740.24	\$543,740.24	-\$15,162.56
341000	Servicios financieros y bancarios	\$160,002.20	\$65,231.10	\$225,233.30	\$216,366.12	\$216,366.12	\$216,366.12	\$216,366.12	\$216,366.12	\$8,867.18
341001	Intereses, Descuentos, y otros Servicios	\$160,002.20	\$65,231.10	\$225,233.30	\$216,366.12	\$216,366.12	\$216,366.12	\$216,366.12	\$216,366.12	\$8,867.18
345000	Seguro de bienes patrimoniales	\$163,760.35	\$183,711.55	\$347,471.90	\$364,172.98	\$364,172.98	\$364,172.98	\$218,925.86	\$218,925.86	-\$16,701.08
345001	Seguros	\$163,760.35	\$183,711.55	\$347,471.90	\$364,172.98	\$364,172.98	\$364,172.98	\$218,925.86	\$218,925.86	-\$16,701.08
347000	Fletes y maniobras	\$20,505.00	\$80,614.60	\$101,119.60	\$108,448.26	\$108,448.26	\$108,448.26	\$108,448.26	\$108,448.26	-\$7,328.66
347001	Fletes y Maniobras	\$20,505.00	\$80,614.60	\$101,119.60	\$108,448.26	\$108,448.26	\$108,448.26	\$108,448.26	\$108,448.26	-\$7,328.66
350000	Servicios de instalación, reparación,	\$3,141,034.95	\$852,239.74	\$3,993,274.69	\$3,893,877.66	\$3,893,877.66	\$3,893,877.66	\$3,742,048.71	\$3,742,048.71	\$99,397.03
351000	Conservación y mantenimiento menor de	\$27,000.00	-\$22,932.58	\$4,067.42	\$1,982.76	\$1,982.76	\$1,982.76	\$1,982.76	\$1,982.76	\$2,084.66
351001	Conservación y mantenimiento menor de	\$27,000.00	-\$22,932.58	\$4,067.42	\$1,982.76	\$1,982.76	\$1,982.76	\$1,982.76	\$1,982.76	\$2,084.66
352000	Instalación, reparación y mantenimiento de	\$7,500.00	-\$6,875.00	\$625.00	\$0.00	\$0.00	\$0.00	\$0.00	\$0.00	\$625.00
352001	Mantenimiento de Mobiliario y Equipo de	\$6,000.00	-\$5,500.00	\$500.00	\$0.00	\$0.00	\$0.00	\$0.00	\$0.00	\$500.00
352002	Mantenimiento de Equipo y Aparatos de	\$1,500.00	-\$1,375.00	\$125.00	\$0.00	\$0.00	\$0.00	\$0.00	\$0.00	\$125.00
353000	Instalación, reparación y mantenimiento de	\$7,750.40	-\$1,792.23	\$5,958.17	\$5,795.21	\$5,795.21	\$5,795.21	\$5,795.21	\$5,795.21	\$162.96
353001	Mantenimiento de bienes informáticos	\$7,750.40	-\$1,792.23	\$5,958.17	\$5,795.21	\$5,795.21	\$5,795.21	\$5,795.21	\$5,795.21	\$162.96
355000	Reparación y mantenimiento de equipo de	\$289,988.13	\$649,682.77	\$939,670.90	\$967,139.03	\$967,139.03	\$967,139.03	\$958,312.43	\$958,312.43	-\$27,468.13
355001	Mantenimiento de Vehículos	\$289,988.13	\$649,682.77	\$939,670.90	\$967,139.03	\$967,139.03	\$967,139.03	\$958,312.43	\$958,312.43	-\$27,468.13
357000	Instalación, reparación y mantenimiento de	\$2,551,696.42	\$249,326.55	\$2,801,022.97	\$2,678,409.38	\$2,678,409.38	\$2,678,409.38	\$2,535,407.03	\$2,535,407.03	\$122,613.59
357001	Mantenimiento de Maquinaria y Equipo	\$22,500.00	\$64,547.23	\$87,047.23	\$92,665.18	\$92,665.18	\$92,665.18	\$76,355.17	\$76,355.17	-\$5,617.95
357002	Mantenimiento e Instalación de Equipos y	\$1,929,196.42	\$702,626.65	\$2,631,823.07	\$2,550,668.51	\$2,550,668.51	\$2,550,668.51	\$2,423,976.17	\$2,423,976.17	\$81,154.56
357004	Mantenimiento, instalación, reparación y de	\$600,000.00	-\$517,847.33	\$82,152.67	\$35,075.69	\$35,075.69	\$35,075.69	\$35,075.69	\$35,075.69	\$47,076.98
358000	Servicios de limpieza y manejo de desechos	\$235,600.00	\$4,538.60	\$240,138.60	\$240,551.28	\$240,551.28	\$240,551.28	\$240,551.28	\$240,551.28	-\$412.68
358001	Servicio de limpieza y manejo de desechos	\$235,600.00	-\$90,933.37	\$144,666.63	\$136,400.00	\$136,400.00	\$136,400.00	\$136,400.00	\$136,400.00	\$8,266.63
358002	Sanitización, limpieza y desinfección	\$0.00	\$95,471.97	\$95,471.97	\$104,151.28	\$104,151.28	\$104,151.28	\$104,151.28	\$104,151.28	-\$8,679.31
359000	Servicios de jardinería y fumigación	\$21,500.00	-\$19,708.37	\$1,791.63	\$0.00	\$0.00	\$0.00	\$0.00	\$0.00	\$1,791.63
359001	Servicios de jardinería y fumigación	\$21,500.00	-\$19,708.37	\$1,791.63	\$0.00	\$0.00	\$0.00	\$0.00	\$0.00	\$1,791.63
360000	Servicios de comunicación social y	\$1,620,000.00	-\$704,817.85	\$915,182.15	\$811,107.85	\$811,107.85	\$811,107.85	\$811,107.85	\$811,107.85	\$104,074.30
361000	Difusión por radio, televisión y otros medios de	\$1,566,400.00	-\$655,684.48	\$910,715.52	\$811,107.85	\$811,107.85	\$811,107.85	\$811,107.85	\$811,107.85	\$99,607.67

361001	Difusión de programas y actividades	\$1,565,400.00	-\$671,967.23	\$893,432.77	\$792,344.85	\$792,344.85	\$792,344.85	\$792,344.85	\$101,087.92
361002	Impresiones y Publicaciones Oficiales	\$1,000.00	\$16,282.75	\$17,282.75	\$18,763.00	\$18,763.00	\$18,763.00	\$18,763.00	-\$1,480.25
362000	Difusión por radio, televisión y otros medios de	\$53,600.00	-\$49,133.37	\$4,466.63	\$0.00	\$0.00	\$0.00	\$0.00	\$4,466.63
362001	Difusión por radio, televisión y otros medios de	\$53,600.00	-\$49,133.37	\$4,466.63	\$0.00	\$0.00	\$0.00	\$0.00	\$4,466.63
370000	Servicios de traslado y viáticos	\$46,645.72	-\$15,169.44	\$31,376.28	\$27,975.66	\$27,975.66	\$27,975.66	\$27,975.66	\$3,400.62
374000	Autotransporte	\$5,259.53	-\$4,821.19	\$438.34	\$0.00	\$0.00	\$0.00	\$0.00	\$438.34
374001	Autotransporte	\$5,259.53	-\$4,821.19	\$438.34	\$0.00	\$0.00	\$0.00	\$0.00	\$438.34
375000	Viáticos en el país	\$24,681.39	\$4,872.89	\$29,554.28	\$27,975.66	\$27,975.66	\$27,975.66	\$27,975.66	\$1,578.62
375001	Viáticos en el país	\$24,681.39	\$4,872.89	\$29,554.28	\$27,975.66	\$27,975.66	\$27,975.66	\$27,975.66	\$1,578.62
379000	Otros servicios de traslado y hospedaje	\$16,604.80	-\$15,221.14	\$1,383.66	\$0.00	\$0.00	\$0.00	\$0.00	\$1,383.66
379001	Otros servicios de traslado y hospedaje	\$16,604.80	-\$15,221.14	\$1,383.66	\$0.00	\$0.00	\$0.00	\$0.00	\$1,383.66
380000	Servicios oficiales	\$66,600.00	-\$5,528.71	\$61,071.29	\$35,104.86	\$35,104.86	\$35,104.86	\$35,104.70	\$25,966.43
382000	Gastos de orden social y cultural	\$66,600.00	-\$5,528.71	\$61,071.29	\$35,104.86	\$35,104.86	\$35,104.86	\$35,104.70	\$25,966.43
382001	Gastos de orden social	\$16,000.00	\$37,954.95	\$53,954.95	\$31,941.57	\$31,941.57	\$31,941.57	\$31,941.41	\$22,013.38
382002	Eventos Culturales	\$50,600.00	-\$43,483.66	\$7,116.34	\$3,163.29	\$3,163.29	\$3,163.29	\$3,163.29	\$3,953.05
390000	Otros servicios generales	\$4,715,921.18	\$1,202,901.26	\$5,918,822.44	\$5,798,811.91	\$5,798,811.91	\$5,798,811.91	\$5,798,811.91	\$120,010.53
391000	Servicios funerarios y de cementerios	\$69,000.00	-\$43,743.26	\$25,256.74	\$21,280.00	\$21,280.00	\$21,280.00	\$21,280.00	\$3,976.74
391001	Servicios funerarios y de cementerios	\$69,000.00	-\$43,743.26	\$25,256.74	\$21,280.00	\$21,280.00	\$21,280.00	\$21,280.00	\$3,976.74
392000	Impuestos y derechos	\$4,284,521.18	\$366,769.48	\$4,651,290.66	\$4,684,633.42	\$4,684,633.42	\$4,684,633.42	\$4,684,633.42	-\$33,342.76
392005	Pago de otros impuestos	\$2,300.00	\$13,815.34	\$16,115.34	\$17,371.42	\$17,371.42	\$17,371.42	\$17,371.42	-\$1,256.08
392006	Pago de derechos	\$4,282,221.18	\$352,954.14	\$4,635,175.32	\$4,667,262.00	\$4,667,262.00	\$4,667,262.00	\$4,667,262.00	-\$32,086.68
394000	Sentencias y resoluciones por autoridad	\$362,400.00	\$879,875.04	\$1,242,275.04	\$1,092,898.49	\$1,092,898.49	\$1,092,898.49	\$1,092,898.49	\$149,376.55
394001	Gastos Derivados de una Resolución Judicial	\$362,400.00	\$879,875.04	\$1,242,275.04	\$1,092,898.49	\$1,092,898.49	\$1,092,898.49	\$1,092,898.49	\$149,376.55
400000	TRANSFERENCIAS, ASIGNACIONES,	\$768,264.00	\$90,107.38	\$858,371.38	\$790,637.00	\$790,637.00	\$790,637.00	\$790,637.00	\$67,734.38
450000	Pensiones y jubilaciones	\$768,264.00	\$90,107.38	\$858,371.38	\$790,637.00	\$790,637.00	\$790,637.00	\$790,637.00	\$67,734.38
451000	Pensiones	\$768,264.00	\$90,107.38	\$858,371.38	\$790,637.00	\$790,637.00	\$790,637.00	\$790,637.00	\$67,734.38
451001	Pensiones	\$768,264.00	\$90,107.38	\$858,371.38	\$790,637.00	\$790,637.00	\$790,637.00	\$790,637.00	\$67,734.38
500000	BIENES MUEBLES, INMUEBLES E	\$439,130.00	\$2,784,010.79	\$3,223,140.79	\$2,991,026.16	\$2,991,026.16	\$2,991,026.16	\$2,961,571.13	\$232,114.63
510000	Mobiliario y equipo de administración	\$148,600.00	-\$7,619.70	\$140,980.30	\$130,772.44	\$130,772.44	\$130,772.44	\$118,817.41	\$10,207.86
511000	Muebles de oficina y estantería	\$17,700.00	\$23,703.35	\$41,403.35	\$43,558.11	\$43,558.11	\$43,558.11	\$43,558.11	-\$2,154.76
511001	Muebles de oficina y estantería	\$17,700.00	\$23,703.35	\$41,403.35	\$43,558.11	\$43,558.11	\$43,558.11	\$43,558.11	-\$2,154.76
515000	Equipo de cómputo y de tecnología de la	\$130,900.00	-\$31,323.05	\$99,576.95	\$87,214.33	\$87,214.33	\$87,214.33	\$75,259.30	\$12,362.62
515001	Bienes informáticos	\$130,900.00	-\$31,323.05	\$99,576.95	\$87,214.33	\$87,214.33	\$87,214.33	\$75,259.30	\$12,362.62
520000	Mobiliario y equipo educacional y recreativo	\$8,580.00	\$1,535.38	\$10,115.38	\$10,255.00	\$10,255.00	\$10,255.00	\$10,255.00	-\$139.62
521000	Equipos y aparatos audiovisuales	\$8,580.00	-\$7,865.00	\$715.00	\$0.00	\$0.00	\$0.00	\$0.00	\$715.00
521001	Equipos y aparatos audiovisuales	\$8,580.00	-\$7,865.00	\$715.00	\$0.00	\$0.00	\$0.00	\$0.00	\$715.00
523000	Cámaras fotográficas y de video	\$0.00	\$9,400.38	\$9,400.38	\$10,255.00	\$10,255.00	\$10,255.00	\$10,255.00	-\$854.62
523001	Cámaras fotográficas y de video	\$0.00	\$9,400.38	\$9,400.38	\$10,255.00	\$10,255.00	\$10,255.00	\$10,255.00	-\$854.62
540000	Vehículos y equipo de transporte	\$35,800.00	\$1,366,276.67	\$1,402,076.67	\$1,526,283.62	\$1,526,283.62	\$1,526,283.62	\$1,526,283.62	-\$124,206.95
541000	Vehículos y equipo terrestre	\$0.00	\$1,381,321.81	\$1,381,321.81	\$1,506,896.55	\$1,506,896.55	\$1,506,896.55	\$1,506,896.55	-\$125,574.74

[Handwritten signature]

[Handwritten signature]

[Handwritten signature]

541001	Vehículos y Equipo Terrestre	\$0.00	\$1,381,321.81	\$1,381,321.81	\$1,506,896.55	\$1,506,896.55	\$1,506,896.55	\$1,506,896.55	\$1,506,896.55	-125,574.74
549000	Otros equipos de transporte	\$35,800.00	-\$15,045.14	\$20,754.86	\$19,387.07	\$19,387.07	\$19,387.07	\$19,387.07	\$19,387.07	\$1,367.79
549001	Otros equipos de transporte	\$35,800.00	-\$15,045.14	\$20,754.86	\$19,387.07	\$19,387.07	\$19,387.07	\$19,387.07	\$19,387.07	\$1,367.79
560000	Maquinaria, otros equipos y herramientas	\$130,500.00	\$1,529,830.94	\$1,660,330.94	\$1,323,715.10	\$1,323,715.10	\$1,323,715.10	\$1,323,715.10	\$1,308,215.10	\$336,615.84
563000	Maquinaria y equipo de construcción	\$0.00	\$77,284.46	\$77,284.46	\$84,310.34	\$84,310.34	\$84,310.34	\$84,310.34	\$84,310.34	-\$7,025.88
563001	Equipo de Construcción	\$0.00	\$77,284.46	\$77,284.46	\$84,310.34	\$84,310.34	\$84,310.34	\$84,310.34	\$84,310.34	-\$7,025.88
564000	Sistemas de aire acondicionado, calefacción y	\$30,500.00	-\$18,911.75	\$11,588.25	\$0.00	\$0.00	\$0.00	\$0.00	\$0.00	\$11,588.25
564001	Sistemas de aire acondicionado, calefacción y	\$30,500.00	-\$18,911.75	\$11,588.25	\$0.00	\$0.00	\$0.00	\$0.00	\$0.00	\$11,588.25
566000	Equipos de generación eléctrica, aparatos y	\$0.00	\$1,348,038.23	\$1,348,038.23	\$1,004,764.45	\$1,004,764.45	\$1,004,764.45	\$1,004,764.45	\$1,004,764.45	\$343,273.78
566001	Equipos de generación eléctrica, aparatos y	\$0.00	\$1,348,038.23	\$1,348,038.23	\$1,004,764.45	\$1,004,764.45	\$1,004,764.45	\$1,004,764.45	\$1,004,764.45	\$343,273.78
567000	Herramientas y máquinas-herramienta	\$100,000.00	\$24,072.62	\$124,072.62	\$126,261.21	\$126,261.21	\$126,261.21	\$126,261.21	\$108,761.21	-\$2,188.59
567001	Herramientas y Máquinas-Herramientas	\$100,000.00	\$24,072.62	\$124,072.62	\$126,261.21	\$126,261.21	\$126,261.21	\$126,261.21	\$108,761.21	-\$2,188.59
569000	Otros equipos	\$0.00	\$99,347.38	\$99,347.38	\$108,379.10	\$108,379.10	\$108,379.10	\$108,379.10	\$108,379.10	-\$9,031.72
569001	Otros equipos	\$0.00	\$99,347.38	\$99,347.38	\$108,379.10	\$108,379.10	\$108,379.10	\$108,379.10	\$108,379.10	-\$9,031.72
590000	Activos intangibles	\$115,650.00	-\$106,012.50	\$9,637.50	\$0.00	\$0.00	\$0.00	\$0.00	\$0.00	\$9,637.50
599000	Otros activos intangibles	\$115,650.00	-\$106,012.50	\$9,637.50	\$0.00	\$0.00	\$0.00	\$0.00	\$0.00	\$9,637.50
599001	Otros activos intangibles	\$115,650.00	-\$106,012.50	\$9,637.50	\$0.00	\$0.00	\$0.00	\$0.00	\$0.00	\$9,637.50
900000	DEUDA PUBLICA	\$122,010.41	-\$111,842.83	\$10,167.58	\$0.00	\$0.00	\$0.00	\$0.00	\$0.00	\$10,167.58
990000	Adeudos de ejercicios fiscales anteriores	\$122,010.41	-\$111,842.83	\$10,167.58	\$0.00	\$0.00	\$0.00	\$0.00	\$0.00	\$10,167.58
991000	ADEFAS	\$122,010.41	-\$111,842.83	\$10,167.58	\$0.00	\$0.00	\$0.00	\$0.00	\$0.00	\$10,167.58
991001	Adeudos de ejercicios fiscales anteriores	\$122,010.41	-\$111,842.83	\$10,167.58	\$0.00	\$0.00	\$0.00	\$0.00	\$0.00	\$10,167.58
Total		\$62,511,750.00	\$27,216,438.81	\$89,728,188.81	\$83,177,319.73	\$83,177,319.73	\$83,177,319.73	\$83,177,319.73	\$82,331,391.83	\$6,550,869.08


Page 7

"Bajo protesta de decir verdad declaramos que las cifras contenidas en este estado financiero son veraces y contienen toda la información referente a la situación y/o los resultados de la Comisión de Agua y Alcantarillado del Municipio de Tulancingo de Bravo, afirmando ser legalmente responsables de la autenticidad y veracidad de las mismas, y asimismo asumimos la responsabilidad derivada de cualquier declaración en falso sobre las mismas"

LUIS ENRIQUE HIDALGO HERNANDEZ
DIRECTOR GENERAL

TRA. CLAUDIA LETICIA ALTAMIRA MENDOZ
DIRECTORA DEL DESPACHO DE LOS ASUNTOS
DE LA DIRECCIÓN DE ADMINISTRACIÓN Y
FINANZAS

LIC. JUAN CARLOS LARA ARROYO
COMISARIO



Comisión de Agua y Alcantarillado del Municipio de Tulancingo de Bravo, Hidalgo
ESTADO DE HIDALGO

Estado Analítico del Ejercicio del Presupuesto por Capítulo del Gasto Del 01/ene./2022 Al 31/oct./2022

Usr: mika
rptEstadoAnaliti

Fecha y 17/ene./2023
02:27 p. m.

Ejercicio del Presupuesto	Egresos Aprobado	Ampliaciones / (Reducciones)	Egresos Modificado	Egresos Comprometido	Egresos Devengado	Egresos Ejercido	Pagado	Subejercicio
100000 SERVICIOS PERSONALES	\$24,982,895.02	\$1,986,995.90	\$26,969,890.92	\$21,307,322.10	\$21,307,322.10	\$21,307,322.10	\$21,307,322.10	\$5,662,568.82
110000 Remuneraciones al personal de carácter	\$20,325,506.66	\$477,968.00	\$20,803,474.66	\$17,462,615.00	\$17,462,615.00	\$17,462,615.00	\$17,462,615.00	\$3,340,859.66
113000 Sueldos base al personal permanente	\$20,325,506.66	\$477,968.00	\$20,803,474.66	\$17,462,615.00	\$17,462,615.00	\$17,462,615.00	\$17,462,615.00	\$3,340,859.66
113001 Sueldos	\$20,325,506.66	\$477,968.00	\$20,803,474.66	\$17,462,615.00	\$17,462,615.00	\$17,462,615.00	\$17,462,615.00	\$3,340,859.66
120000 Remuneraciones al personal de carácter	\$181,579.00	\$1,026,855.70	\$1,208,434.70	\$1,106,323.80	\$1,106,323.80	\$1,106,323.80	\$1,106,323.80	\$102,110.90
122000 Sueldos base al personal eventual	\$181,579.00	\$1,026,855.70	\$1,208,434.70	\$1,106,323.80	\$1,106,323.80	\$1,106,323.80	\$1,106,323.80	\$102,110.90
122001 Sueldo Base a Personal Eventual	\$181,579.00	\$1,026,855.70	\$1,208,434.70	\$1,106,323.80	\$1,106,323.80	\$1,106,323.80	\$1,106,323.80	\$102,110.90
130000 Remuneraciones adicionales y especiales	\$4,144,899.18	\$284,303.30	\$4,429,202.48	\$2,291,466.00	\$2,291,466.00	\$2,291,466.00	\$2,291,466.00	\$2,137,736.48
132000 Primas de vacaciones, dominical y gratificación	\$4,137,899.18	\$290,136.70	\$4,428,035.88	\$2,291,466.00	\$2,291,466.00	\$2,291,466.00	\$2,291,466.00	\$2,136,569.88
132001 Prima de Vacaciones y Dominical	\$383,968.68	-\$65,784.00	\$318,184.68	\$167,569.00	\$167,569.00	\$167,569.00	\$167,569.00	\$150,615.68
132002 Gratificación Anual	\$3,753,930.50	\$355,920.70	\$4,109,851.20	\$2,123,897.00	\$2,123,897.00	\$2,123,897.00	\$2,123,897.00	\$1,985,954.20
133000 Horas extraordinarias	\$7,000.00	-\$5,833.40	\$1,166.60	\$0.00	\$0.00	\$0.00	\$0.00	\$1,166.60
133001 Horas extras	\$7,000.00	-\$5,833.40	\$1,166.60	\$0.00	\$0.00	\$0.00	\$0.00	\$1,166.60
150000 Otras prestaciones sociales y económicas	\$330,910.18	\$197,868.90	\$528,779.08	\$446,917.30	\$446,917.30	\$446,917.30	\$446,917.30	\$81,861.78
152000 Indemnizaciones	\$22,095.00	\$10,133.30	\$32,228.30	\$34,254.93	\$34,254.93	\$34,254.93	\$34,254.93	-\$2,026.63
152001 Indemnizaciones	\$22,095.00	\$10,133.30	\$32,228.30	\$34,254.93	\$34,254.93	\$34,254.93	\$34,254.93	-\$2,026.63
159000 Otras prestaciones sociales y económicas	\$308,815.18	\$187,735.60	\$496,550.78	\$412,662.37	\$412,662.37	\$412,662.37	\$412,662.37	\$83,888.41
159002 Otras Prestaciones	\$308,815.18	\$187,735.60	\$496,550.78	\$412,662.37	\$412,662.37	\$412,662.37	\$412,662.37	\$83,888.41
200000 MATERIALES Y SUMINISTROS	\$5,181,879.01	\$3,268,290.10	\$8,450,169.11	\$7,472,022.94	\$7,472,022.94	\$7,472,022.94	\$7,278,470.42	\$978,146.17
210000 Materiales de administración, emisión de	\$402,303.07	\$34,585.70	\$436,888.77	\$327,187.08	\$327,167.08	\$327,167.08	\$316,396.43	\$109,721.69
211000 Materiales, útiles y equipos menores de oficina	\$153,090.87	\$170,128.00	\$323,218.87	\$295,609.35	\$295,609.35	\$295,609.35	\$294,082.52	\$27,609.52
211001 Material de Oficina	\$153,090.87	\$170,128.00	\$323,218.87	\$295,609.35	\$295,609.35	\$295,609.35	\$294,082.52	\$27,609.52
212000 Materiales y útiles de impresión y reproducción	\$130,050.40	-\$99,353.20	\$30,697.20	\$2,292.00	\$2,292.00	\$2,292.00	\$2,292.00	\$28,405.20
212001 Materiales y Útiles de Impresión	\$130,050.40	-\$99,353.20	\$30,697.20	\$2,292.00	\$2,292.00	\$2,292.00	\$2,292.00	\$28,405.20
214000 Materiales, útiles y equipos menores de	\$37,680.24	-\$16,696.90	\$20,983.34	\$17,643.82	\$17,643.82	\$17,643.82	\$8,400.00	\$3,339.52
214001 Material para Bienes Informáticos	\$37,430.24	-\$16,488.60	\$20,941.64	\$17,643.82	\$17,643.82	\$17,643.82	\$8,400.00	\$3,297.82
214002 Materiales de Grabación	\$250.00	-\$208.30	\$41.70	\$0.00	\$0.00	\$0.00	\$0.00	\$41.70
215000 Material impreso e información digital	\$36,199.00	\$7,196.60	\$43,395.60	\$0.00	\$0.00	\$0.00	\$0.00	\$43,395.60
215001 Suscripciones a Publicaciones y Periódicos	\$36,199.00	\$7,196.60	\$43,395.60	\$0.00	\$0.00	\$0.00	\$0.00	\$43,395.60
216000 Material de limpieza	\$43,197.42	-\$24,951.20	\$18,246.22	\$11,621.91	\$11,621.91	\$11,621.91	\$11,621.91	\$6,624.31
216001 Material de Limpieza	\$43,197.42	-\$24,951.20	\$18,246.22	\$11,621.91	\$11,621.91	\$11,621.91	\$11,621.91	\$6,624.31

218000	Materiales para el registro e identificación de	\$2,085.14	-\$1,737.60	\$347.54	\$0.00	\$0.00	\$0.00	\$0.00	\$347.54
218002	Identificadores e lecnos de señalización	\$2,085.14	-\$1,737.60	\$347.54	\$0.00	\$0.00	\$0.00	\$0.00	\$347.54
220000	Alimentos y utensilios	\$18,431.45	\$54,064.30	\$72,495.75	\$67,313.61	\$67,313.61	\$67,313.61	\$67,313.61	\$5,182.14
221000	Productos alimenticios para personas	\$18,431.45	\$54,064.30	\$72,495.75	\$67,313.61	\$67,313.61	\$67,313.61	\$67,313.61	\$5,182.14
221001	Alimentación de Personas	\$18,431.45	\$54,064.30	\$72,495.75	\$67,313.61	\$67,313.61	\$67,313.61	\$67,313.61	\$5,182.14
230000	Materias primas y materiales de producción y	\$72,566.32	\$35,821.20	\$108,387.52	\$99,909.56	\$99,909.56	\$99,909.56	\$84,862.13	\$8,477.96
231000	Productos alimenticios, agropecuarios y	\$0.00	\$1,380.00	\$1,380.00	\$1,656.00	\$1,656.00	\$1,656.00	\$1,656.00	-\$276.00
231004	Productos de madera	\$0.00	\$1,380.00	\$1,380.00	\$1,656.00	\$1,656.00	\$1,656.00	\$1,656.00	-\$276.00
234000	Combustibles, lubricantes, aditivos, carbón y	\$72,566.32	\$34,441.20	\$107,007.52	\$98,253.56	\$98,253.56	\$98,253.56	\$83,206.13	\$8,753.96
234001	Combustibles, lubricantes y aditivos,	\$72,566.32	\$34,441.20	\$107,007.52	\$98,253.56	\$98,253.56	\$98,253.56	\$83,206.13	\$8,753.96
240000	Materiales y artículos de construcción y de	\$1,552,733.45	\$1,462,438.00	\$3,015,171.45	\$2,892,362.59	\$2,892,362.59	\$2,892,362.59	\$2,750,184.57	\$122,808.86
241000	Productos minerales no metálicos	\$178,090.60	\$112,379.40	\$290,470.00	\$249,770.00	\$249,770.00	\$249,770.00	\$249,770.00	\$40,700.00
241001	Productos minerales no metálicos	\$178,090.60	\$112,379.40	\$290,470.00	\$249,770.00	\$249,770.00	\$249,770.00	\$249,770.00	\$40,700.00
242000	Cemento y productos de concreto	\$361,680.00	\$16,449.30	\$378,129.30	\$329,195.02	\$329,195.02	\$329,195.02	\$264,923.47	\$48,934.28
242001	Cemento y productos de concreto	\$361,680.00	\$16,449.30	\$378,129.30	\$329,195.02	\$329,195.02	\$329,195.02	\$264,923.47	\$48,934.28
243000	Cal, yeso y productos de yeso	\$9,354.27	-\$6,843.40	\$2,510.87	\$1,142.24	\$1,142.24	\$1,142.24	\$1,142.24	\$1,368.63
243001	Cal, yeso y productos de yeso	\$9,354.27	-\$6,843.40	\$2,510.87	\$1,142.24	\$1,142.24	\$1,142.24	\$1,142.24	\$1,368.63
244000	Madera y productos de madera	\$29,977.88	-\$20,335.60	\$9,642.28	\$5,325.24	\$5,325.24	\$5,325.24	\$5,325.24	\$4,317.04
244001	Madera y productos de madera	\$29,977.88	-\$20,335.60	\$9,642.28	\$5,325.24	\$5,325.24	\$5,325.24	\$5,325.24	\$4,317.04
245000	Vidrio y productos de vidrio	\$0.00	\$3,722.40	\$3,722.40	\$4,466.90	\$4,466.90	\$4,466.90	\$4,466.90	-\$744.50
245001	Vidrio y productos de vidrio	\$0.00	\$3,722.40	\$3,722.40	\$4,466.90	\$4,466.90	\$4,466.90	\$4,466.90	-\$744.50
246000	Material eléctrico y electrónico	\$18,541.00	\$28,219.30	\$46,760.30	\$52,404.02	\$52,404.02	\$52,404.02	\$52,404.02	-\$5,643.72
246001	Material Eléctrico	\$18,541.00	\$28,219.30	\$46,760.30	\$52,404.02	\$52,404.02	\$52,404.02	\$52,404.02	-\$5,643.72
247000	Artículos metálicos para la construcción	\$105,634.06	\$173,647.70	\$279,281.76	\$293,335.23	\$293,335.23	\$293,335.23	\$290,231.78	-\$14,053.47
247001	Artículos metálicos para la construcción	\$105,634.06	\$173,647.70	\$279,281.76	\$293,335.23	\$293,335.23	\$293,335.23	\$290,231.78	-\$14,053.47
249000	Otros materiales y artículos de construcción y	\$849,455.64	\$1,155,198.90	\$2,004,654.54	\$1,956,723.94	\$1,956,723.94	\$1,956,723.94	\$1,881,920.92	\$47,930.60
249001	Otros materiales y artículos de construcción y	\$849,455.64	\$1,155,198.90	\$2,004,654.54	\$1,956,723.94	\$1,956,723.94	\$1,956,723.94	\$1,881,920.92	\$47,930.60
250000	Productos químicos, farmacéuticos y de	\$715,936.41	\$199,004.50	\$914,940.91	\$449,732.50	\$449,732.50	\$449,732.50	\$449,732.50	\$466,208.41
256000	Fibras sintéticas, hules, plásticos y derivados	\$90.52	-\$75.40	\$15.12	\$0.00	\$0.00	\$0.00	\$0.00	\$15.12
256001	Fibras sintéticas, hules, plásticos y derivados	\$90.52	-\$75.40	\$15.12	\$0.00	\$0.00	\$0.00	\$0.00	\$15.12
259000	Otros productos químicos	\$715,845.89	\$199,079.90	\$914,925.79	\$449,732.50	\$449,732.50	\$449,732.50	\$449,732.50	\$465,193.29
259001	Otros productos químicos	\$715,845.89	\$199,079.90	\$914,925.79	\$449,732.50	\$449,732.50	\$449,732.50	\$449,732.50	\$465,193.29
260000	Combustibles, lubricantes y aditivos	\$1,624,802.01	\$992,780.10	\$2,617,582.11	\$2,470,806.07	\$2,470,806.07	\$2,470,806.07	\$2,457,855.30	\$146,776.04
261000	Combustibles, lubricantes y aditivos	\$1,624,802.01	\$992,780.10	\$2,617,582.11	\$2,470,806.07	\$2,470,806.07	\$2,470,806.07	\$2,457,855.30	\$146,776.04
261001	Combustibles y Lubricantes vehiculos y	\$1,624,802.01	\$992,780.10	\$2,617,582.11	\$2,470,806.07	\$2,470,806.07	\$2,470,806.07	\$2,457,855.30	\$146,776.04
270000	Vestuario, blancos, prendas de protección y	\$168,223.50	\$50,597.00	\$218,820.50	\$204,818.66	\$204,818.66	\$204,818.66	\$202,254.84	\$14,001.84
271000	Vestuario y uniformes	\$60,055.02	\$26,119.50	\$86,174.52	\$91,398.45	\$91,398.45	\$91,398.45	\$91,398.45	-\$5,223.93
271001	Vestuario, Uniformes	\$60,055.02	\$26,119.50	\$86,174.52	\$91,398.45	\$91,398.45	\$91,398.45	\$91,398.45	-\$5,223.93
272000	Prendas de seguridad y protección personal	\$108,168.48	\$24,477.50	\$132,645.98	\$113,420.21	\$113,420.21	\$113,420.21	\$110,856.39	\$19,225.77
272001	Prendas de Protección	\$108,168.48	\$24,477.50	\$132,645.98	\$113,420.21	\$113,420.21	\$113,420.21	\$110,856.39	\$19,225.77
290000	Herramientas, refacciones y accesorios	\$626,882.80	\$438,999.30	\$1,065,882.10	\$959,912.87	\$959,912.87	\$959,912.87	\$949,871.04	\$105,969.23

291000	Herramientas menores	\$138,504.18	\$55,149.80	\$193,653.98	\$182,784.83	\$182,784.83	\$182,784.83	\$177,743.25	\$10,869.15
291001	Herramientas Menores	\$138,504.18	\$55,149.80	\$193,653.98	\$182,784.83	\$182,784.83	\$182,784.83	\$177,743.25	\$10,869.15
292000	Refacciones y accesorios menores de edificios	\$4,593.67	\$18,776.40	\$23,370.07	\$26,644.40	\$26,644.40	\$26,644.40	\$26,644.40	-\$3,274.33
292001	Refacciones y accesorios menores de edificios	\$4,593.67	\$18,776.40	\$23,370.07	\$26,644.40	\$26,644.40	\$26,644.40	\$26,644.40	-\$3,274.33
294000	Refacciones y accesorios menores de equipo	\$14,750.10	\$9,052.10	\$23,802.20	\$21,096.32	\$21,096.32	\$21,096.32	\$21,096.32	\$2,705.88
294001	Refacciones y accesorios menores de equipo	\$14,750.10	\$9,052.10	\$23,802.20	\$21,096.32	\$21,096.32	\$21,096.32	\$21,096.32	\$2,705.88
296000	Refacciones y accesorios menores de equipo	\$413,580.10	\$156,798.70	\$570,378.80	\$546,832.86	\$546,832.86	\$546,832.86	\$541,832.61	\$23,545.94
296001	Refacciones	\$413,580.10	\$156,798.70	\$570,378.80	\$546,832.86	\$546,832.86	\$546,832.86	\$541,832.61	\$23,545.94
298000	Refacciones y accesorios menores de	\$55,454.75	\$88,499.60	\$143,954.35	\$99,170.23	\$99,170.23	\$99,170.23	\$99,170.23	\$44,784.12
298001	Refacciones y accesorios menores de	\$55,454.75	\$88,499.60	\$143,954.35	\$99,170.23	\$99,170.23	\$99,170.23	\$99,170.23	\$44,784.12
299000	Refacciones y accesorios menores otros bienes	\$0.00	\$110,722.70	\$110,722.70	\$83,384.23	\$83,384.23	\$83,384.23	\$83,384.23	\$27,338.47
299001	Refacciones y accesorios menores de equipos	\$0.00	\$110,722.70	\$110,722.70	\$83,384.23	\$83,384.23	\$83,384.23	\$83,384.23	\$27,338.47
300000	SERVICIOS GENERALES	\$31,017,571.56	\$16,975,771.70	\$47,993,343.26	\$44,360,906.36	\$44,360,906.36	\$44,327,560.26	\$44,066,980.87	\$3,632,436.90
310000	Servicios básicos	\$20,093,485.87	\$11,316,869.70	\$31,410,355.57	\$28,067,799.05	\$28,067,799.05	\$28,066,664.31	\$28,064,921.03	\$3,342,556.52
311000	Energía eléctrica	\$20,054,321.39	\$11,241,992.60	\$31,296,313.99	\$27,963,599.64	\$27,963,599.64	\$27,963,599.64	\$27,963,599.64	\$3,332,714.35
311001	Servicio de Energía Eléctrica	\$20,054,321.39	\$11,241,992.60	\$31,296,313.99	\$27,963,599.64	\$27,963,599.64	\$27,963,599.64	\$27,963,599.64	\$3,332,714.35
312000	Gas	\$15,804.28	\$39,475.20	\$55,279.48	\$53,028.13	\$53,028.13	\$51,893.39	\$50,150.11	\$2,251.35
312001	Gas	\$15,804.28	\$39,475.20	\$55,279.48	\$53,028.13	\$53,028.13	\$51,893.39	\$50,150.11	\$2,251.35
314000	Telefonía tradicional	\$21,060.20	\$9,381.70	\$30,441.90	\$24,305.07	\$24,305.07	\$24,305.07	\$24,305.07	\$6,136.83
314001	Servicio Telefónico Tradicional	\$21,060.20	\$9,381.70	\$30,441.90	\$24,305.07	\$24,305.07	\$24,305.07	\$24,305.07	\$6,136.83
315000	Telefonía celular	\$1,800.00	\$1,157.30	\$2,957.30	\$2,412.90	\$2,412.90	\$2,412.90	\$2,412.90	\$544.40
315001	Servicio de Telefonía Celular	\$1,800.00	\$1,157.30	\$2,957.30	\$2,412.90	\$2,412.90	\$2,412.90	\$2,412.90	\$544.40
317000	Servicios de acceso de Internet, redes y	\$0.00	\$24,616.00	\$24,616.00	\$23,656.96	\$23,656.96	\$23,656.96	\$23,656.96	\$959.04
317001	Servicios de Conducción de Señales	\$0.00	\$24,616.00	\$24,616.00	\$23,656.96	\$23,656.96	\$23,656.96	\$23,656.96	\$959.04
318000	Servicios postales y telegráficos	\$350.00	\$371.90	\$721.90	\$796.35	\$796.35	\$796.35	\$796.35	-\$74.45
318001	Servicio Postal	\$350.00	\$371.90	\$721.90	\$796.35	\$796.35	\$796.35	\$796.35	-\$74.45
319000	Servicios integrales y otros servicios	\$150.00	-\$125.00	\$25.00	\$0.00	\$0.00	\$0.00	\$0.00	\$25.00
319001	Servicios integrales y otros servicios	\$150.00	-\$125.00	\$25.00	\$0.00	\$0.00	\$0.00	\$0.00	\$25.00
320000	Servicios de arrendamiento	\$147,896.26	\$2,012,981.80	\$2,160,878.06	\$2,429,938.12	\$2,429,938.12	\$2,429,938.12	\$2,423,638.12	-\$269,060.06
323000	Arrendamiento de mobiliario y equipo de	\$0.00	\$1,680.30	\$1,680.30	\$2,016.35	\$2,016.35	\$2,016.35	\$2,016.35	-\$336.05
323001	Arrendamiento de Equipo y Bienes Informáticos	\$0.00	\$1,680.30	\$1,680.30	\$2,016.35	\$2,016.35	\$2,016.35	\$2,016.35	-\$336.05
325000	Arrendamiento de equipo de transporte	\$50,000.00	\$1,250,916.70	\$1,300,916.70	\$1,551,099.99	\$1,551,099.99	\$1,551,099.99	\$1,547,599.99	-\$250,183.29
325001	Servicios de arrendamiento de vehículos y	\$50,000.00	\$1,250,916.70	\$1,300,916.70	\$1,551,099.99	\$1,551,099.99	\$1,551,099.99	\$1,547,599.99	-\$250,183.29
326000	Arrendamiento de maquinaria, otros equipos y	\$66,136.26	\$770,217.30	\$836,353.56	\$860,760.69	\$860,760.69	\$860,760.69	\$857,960.69	-\$24,407.13
326001	Arrendamiento de Maquinaria y Equipo	\$66,136.26	\$770,217.30	\$836,353.56	\$860,760.69	\$860,760.69	\$860,760.69	\$857,960.69	-\$24,407.13
327000	Arrendamiento de activos intangibles	\$11,160.00	\$2,709.20	\$13,869.20	\$11,411.09	\$11,411.09	\$11,411.09	\$11,411.09	\$2,458.11
327001	Arrendamiento de activos intangibles	\$11,160.00	\$2,709.20	\$13,869.20	\$11,411.09	\$11,411.09	\$11,411.09	\$11,411.09	\$2,458.11
329000	Otros arrendamientos	\$20,600.00	-\$12,541.70	\$8,058.30	\$4,650.00	\$4,650.00	\$4,650.00	\$4,650.00	\$3,408.30
329001	Otros arrendamientos	\$20,600.00	-\$12,541.70	\$8,058.30	\$4,650.00	\$4,650.00	\$4,650.00	\$4,650.00	\$3,408.30
330000	Servicios profesionales, científicos, técnicos	\$841,820.03	\$2,137,572.70	\$2,979,392.73	\$3,004,516.34	\$3,004,516.34	\$2,972,304.99	\$2,914,614.76	-\$25,123.61

541001	Vehículos y Equipo Terrestre	\$0.00	\$1,255,747.10	\$1,255,747.10	\$47,640.07	\$47,640.07	\$47,640.07	\$47,640.07	\$1,208,107.03
549000	Otros equipos de transporte	\$35,800.00	-\$13,677.40	\$22,122.60	\$19,387.07	\$19,387.07	\$19,387.07	\$19,387.07	\$2,735.53
549001	Otros equipos de transporte	\$35,800.00	-\$13,677.40	\$22,122.60	\$19,387.07	\$19,387.07	\$19,387.07	\$19,387.07	\$2,735.53
560000	Maquinaria, otros equipos y herramientas	\$130,500.00	\$1,390,755.40	\$1,521,255.40	\$1,306,215.10	\$1,306,215.10	\$1,306,215.10	\$1,306,215.10	\$215,040.30
563000	Maquinaria y equipo de construcción	\$0.00	\$70,258.60	\$70,258.60	\$84,310.34	\$84,310.34	\$84,310.34	\$84,310.34	-\$14,051.74
563001	Equipo de Construcción	\$0.00	\$70,258.60	\$70,258.60	\$84,310.34	\$84,310.34	\$84,310.34	\$84,310.34	-\$14,051.74
564000	Sistemas de aire acondicionado, calefacción y	\$30,500.00	-\$17,192.50	\$13,307.50	\$0.00	\$0.00	\$0.00	\$0.00	\$13,307.50
564001	Sistemas de aire acondicionado, calefacción y	\$30,500.00	-\$17,192.50	\$13,307.50	\$0.00	\$0.00	\$0.00	\$0.00	\$13,307.50
566000	Equipos de generación eléctrica, aparatos y	\$0.00	\$1,225,489.30	\$1,225,489.30	\$1,004,764.45	\$1,004,764.45	\$1,004,764.45	\$1,004,764.45	\$220,724.85
566001	Equipos de generación eléctrica, aparatos y	\$0.00	\$1,225,489.30	\$1,225,489.30	\$1,004,764.45	\$1,004,764.45	\$1,004,764.45	\$1,004,764.45	\$220,724.85
567000	Herramientas y máquinas-herramienta	\$100,000.00	\$21,884.20	\$121,884.20	\$108,761.21	\$108,761.21	\$108,761.21	\$108,761.21	\$13,122.99
567001	Herramientas y Máquinas-Herramientas	\$100,000.00	\$21,884.20	\$121,884.20	\$108,761.21	\$108,761.21	\$108,761.21	\$108,761.21	\$13,122.99
569000	Otros equipos	\$0.00	\$90,315.80	\$90,315.80	\$108,379.10	\$108,379.10	\$108,379.10	\$108,379.10	-\$18,063.30
569001	Otros equipos	\$0.00	\$90,315.80	\$90,315.80	\$108,379.10	\$108,379.10	\$108,379.10	\$108,379.10	-\$18,063.30
590000	Activos intangibles	\$115,650.00	-\$96,375.00	\$19,275.00	\$0.00	\$0.00	\$0.00	\$0.00	\$19,275.00
599000	Otros activos intangibles	\$115,650.00	-\$96,375.00	\$19,275.00	\$0.00	\$0.00	\$0.00	\$0.00	\$19,275.00
599001	Otros activos intangibles	\$115,650.00	-\$96,375.00	\$19,275.00	\$0.00	\$0.00	\$0.00	\$0.00	\$19,275.00
900000	DEUDA PUBLICA	\$122,010.41	-\$101,675.30	\$20,335.11	\$0.00	\$0.00	\$0.00	\$0.00	\$20,335.11
990000	Adeudos de ejercicios fiscales anteriores	\$122,010.41	-\$101,675.30	\$20,335.11	\$0.00	\$0.00	\$0.00	\$0.00	\$20,335.11
991000	ADEFAS	\$122,010.41	-\$101,675.30	\$20,335.11	\$0.00	\$0.00	\$0.00	\$0.00	\$20,335.11
991001	Adeudos de ejercicios fiscales anteriores	\$122,010.41	-\$101,675.30	\$20,335.11	\$0.00	\$0.00	\$0.00	\$0.00	\$20,335.11
Total		\$62,511,750.00	\$24,742,217.10	\$87,253,967.10	\$75,357,277.05	\$75,357,277.05	\$75,323,930.95	\$74,869,799.04	\$11,896,690.05

Page 7

"Bajo protesta de decir verdad declaramos que las cifras contenidas en este estado financiero son veraces y contienen toda la información referente a la situación y los resultados de la Comisión de Agua y Alcantarillado del Municipio de Tulancingo de Bravo, afirmando ser legalmente responsables de la autenticidad y veracidad de las mismas, y asimismo asumimos la responsabilidad derivada de cualquier declaración en falso sobre las mismas."

LUIS ENRIQUE HIDALGO HERNANDEZ
DIRECTOR GENERAL

TRA CLAUDIA LETICIA ALTAMIRA MENDOZA
DIRECTORA DEL DESPACHO DE LOS ASUNTOS
DE LA DIRECCIÓN DE ADMINISTRACIÓN Y
FINANZAS

LIC. JUAN CARLOS LARA ARROYO
COMISARIO

