



COMISION DE AGUA Y ALCANTARLLADO DEL MUNICIPIO DE TULANCINGO DE BRAVO, HGO

Estado Analítico del Ejercicio del Presupuesto por Capítulo del Gasto Del 01/ene./2022 Al 30/sep./2022

Ejercicio del Presupuesto		Egresos Aprobado	Ampliaciones / (Reducciones)	Egresos Modificado	Egresos Comprometido	Egresos Devengado	Egresos Ejercido	Pagado	Subejercicio
<b>100000</b>	<b>SERVICIOS PERSONALES</b>	<b>\$24,982,895.02</b>	<b>\$1,250,249.94</b>	<b>\$26,233,144.96</b>	<b>\$19,379,614.69</b>	<b>\$19,379,614.69</b>	<b>\$19,379,614.69</b>	<b>\$19,379,614.69</b>	<b>\$6,853,530.27</b>
<b>110000</b>	<b>Remuneraciones al personal de carácter</b>	<b>\$20,325,506.66</b>	<b>\$239,999.94</b>	<b>\$20,565,506.60</b>	<b>\$15,716,778.00</b>	<b>\$15,716,778.00</b>	<b>\$15,716,778.00</b>	<b>\$15,716,778.00</b>	<b>\$4,848,728.60</b>
113000	Sueldos base al personal permanente	\$20,325,506.66	\$239,999.94	\$20,565,506.60	\$15,716,778.00	\$15,716,778.00	\$15,716,778.00	\$15,716,778.00	\$4,848,728.60
113001	Sueldos	\$20,325,506.66	\$239,999.94	\$20,565,506.60	\$15,716,778.00	\$15,716,778.00	\$15,716,778.00	\$15,716,778.00	\$4,848,728.60
<b>120000</b>	<b>Remuneraciones al personal de carácter</b>	<b>\$181,579.00</b>	<b>\$798,750.00</b>	<b>\$980,329.00</b>	<b>\$967,322.00</b>	<b>\$967,322.00</b>	<b>\$967,322.00</b>	<b>\$967,322.00</b>	<b>\$13,007.00</b>
122000	Sueldos base al personal eventual	\$181,579.00	\$798,750.00	\$980,329.00	\$967,322.00	\$967,322.00	\$967,322.00	\$967,322.00	\$13,007.00
122001	Sueldo Base a Personal Eventual	\$181,579.00	\$798,750.00	\$980,329.00	\$967,322.00	\$967,322.00	\$967,322.00	\$967,322.00	\$13,007.00
<b>130000</b>	<b>Remuneraciones adicionales y especiales</b>	<b>\$4,144,899.18</b>	<b>\$48,750.03</b>	<b>\$4,193,649.21</b>	<b>\$2,291,466.00</b>	<b>\$2,291,466.00</b>	<b>\$2,291,466.00</b>	<b>\$2,291,466.00</b>	<b>\$1,902,183.21</b>
132000	Primas de vacaciones, dominical y gratificación	\$4,137,899.18	\$48,750.03	\$4,186,649.21	\$2,291,466.00	\$2,291,466.00	\$2,291,466.00	\$2,291,466.00	\$1,895,183.21
132001	Prima de Vacaciones y Dominical	\$383,968.68	\$11,250.00	\$395,218.68	\$167,569.00	\$167,569.00	\$167,569.00	\$167,569.00	\$227,649.68
132002	Gratificación Anual	\$3,753,930.50	\$37,500.03	\$3,791,430.53	\$2,123,897.00	\$2,123,897.00	\$2,123,897.00	\$2,123,897.00	\$1,667,533.53
133000	Horas extraordinarias	\$7,000.00	\$0.00	\$7,000.00	\$0.00	\$0.00	\$0.00	\$0.00	\$7,000.00
133001	Horas extras	\$7,000.00	\$0.00	\$7,000.00	\$0.00	\$0.00	\$0.00	\$0.00	\$7,000.00
<b>150000</b>	<b>Otras prestaciones sociales y económicas</b>	<b>\$330,910.18</b>	<b>\$162,749.97</b>	<b>\$493,660.15</b>	<b>\$404,048.69</b>	<b>\$404,048.69</b>	<b>\$404,048.69</b>	<b>\$404,048.69</b>	<b>\$89,611.46</b>
152000	Indemnizaciones	\$22,095.00	\$37,500.03	\$59,595.03	\$34,254.93	\$34,254.93	\$34,254.93	\$34,254.93	\$25,340.10
152001	Indemnizaciones	\$22,095.00	\$37,500.03	\$59,595.03	\$34,254.93	\$34,254.93	\$34,254.93	\$34,254.93	\$25,340.10
159000	Otras prestaciones sociales y económicas	\$308,815.18	\$125,249.94	\$434,065.12	\$369,793.76	\$369,793.76	\$369,793.76	\$369,793.76	\$64,271.36
159002	Otras Prestaciones	\$308,815.18	\$125,249.94	\$434,065.12	\$369,793.76	\$369,793.76	\$369,793.76	\$369,793.76	\$64,271.36
<b>200000</b>	<b>MATERIALES Y SUMINISTROS</b>	<b>\$5,181,879.01</b>	<b>\$4,051,274.67</b>	<b>\$9,233,153.68</b>	<b>\$7,017,025.41</b>	<b>\$7,017,025.41</b>	<b>\$7,017,025.41</b>	<b>\$6,883,841.36</b>	<b>\$2,216,128.27</b>
<b>210000</b>	<b>Materiales de administración, emisión de</b>	<b>\$402,303.07</b>	<b>\$333,749.79</b>	<b>\$736,052.86</b>	<b>\$300,967.96</b>	<b>\$300,967.96</b>	<b>\$300,967.96</b>	<b>\$300,968.63</b>	<b>\$435,084.90</b>
211000	Materiales, útiles y equipos menores de oficina	\$153,090.87	\$299,999.88	\$453,090.75	\$282,002.05	\$282,002.05	\$282,002.05	\$282,002.72	\$171,088.70
211001	Material de Oficina	\$153,090.87	\$299,999.88	\$453,090.75	\$282,002.05	\$282,002.05	\$282,002.05	\$282,002.72	\$171,088.70
212000	Materiales y útiles de impresión y reproducción	\$130,050.40	\$0.00	\$130,050.40	\$2,292.00	\$2,292.00	\$2,292.00	\$2,292.00	\$127,758.40
212001	Materiales y Útiles de Impresión	\$130,050.40	\$0.00	\$130,050.40	\$2,292.00	\$2,292.00	\$2,292.00	\$2,292.00	\$127,758.40
214000	Materiales, útiles y equipos menores de	\$37,680.24	\$22,499.91	\$60,180.15	\$8,400.00	\$8,400.00	\$8,400.00	\$8,400.00	\$51,780.15
214001	Material para Bienes Informáticos	\$37,430.24	\$22,499.91	\$59,930.15	\$8,400.00	\$8,400.00	\$8,400.00	\$8,400.00	\$51,530.15
214002	Materiales de Grabación	\$250.00	\$0.00	\$250.00	\$0.00	\$0.00	\$0.00	\$0.00	\$250.00

215000	Material impreso e información digital	\$36,199.00	\$0.00	\$36,199.00	\$0.00	\$0.00	\$0.00	\$0.00	\$36,199.00
215001	Suscripciones a Publicaciones y Periódicos	\$36,199.00	\$0.00	\$36,199.00	\$0.00	\$0.00	\$0.00	\$0.00	\$36,199.00
216000	Material de limpieza	\$43,197.42	\$11,250.00	\$54,447.42	\$8,273.91	\$8,273.91	\$8,273.91	\$8,273.91	\$46,173.51
216001	Material de Limpieza	\$43,197.42	\$11,250.00	\$54,447.42	\$8,273.91	\$8,273.91	\$8,273.91	\$8,273.91	\$46,173.51
218000	Materiales para el registro e identificación de	\$2,085.14	\$0.00	\$2,085.14	\$0.00	\$0.00	\$0.00	\$0.00	\$2,085.14
218002	Identificadores e Iconos de señalización	\$2,085.14	\$0.00	\$2,085.14	\$0.00	\$0.00	\$0.00	\$0.00	\$2,085.14
<b>220000</b>	<b>Alimentos y utensilios</b>	<b>\$18,431.45</b>	<b>\$71,250.03</b>	<b>\$89,681.48</b>	<b>\$61,552.41</b>	<b>\$61,552.41</b>	<b>\$61,552.41</b>	<b>\$61,552.41</b>	<b>\$28,129.07</b>
221000	Productos alimenticios para personas	\$18,431.45	\$71,250.03	\$89,681.48	\$61,552.41	\$61,552.41	\$61,552.41	\$61,552.41	\$28,129.07
221001	Alimentación de Personas	\$18,431.45	\$71,250.03	\$89,681.48	\$61,552.41	\$61,552.41	\$61,552.41	\$61,552.41	\$28,129.07
<b>230000</b>	<b>Materias primas y materiales de producción y</b>	<b>\$72,566.32</b>	<b>\$156,000.06</b>	<b>\$228,566.38</b>	<b>\$77,263.90</b>	<b>\$77,263.90</b>	<b>\$77,263.90</b>	<b>\$77,263.90</b>	<b>\$151,302.48</b>
231000	Productos alimenticios, agropecuarios y	\$0.00	\$7,499.97	\$7,499.97	\$1,656.00	\$1,656.00	\$1,656.00	\$1,656.00	\$5,843.97
231004	Productos de madera	\$0.00	\$7,499.97	\$7,499.97	\$1,656.00	\$1,656.00	\$1,656.00	\$1,656.00	\$5,843.97
234000	Combustibles, lubricantes, aditivos, carbón y	\$72,566.32	\$148,500.09	\$221,066.41	\$75,607.90	\$75,607.90	\$75,607.90	\$75,607.90	\$145,458.51
234001	Combustibles, lubricantes y aditivos,	\$72,566.32	\$148,500.09	\$221,066.41	\$75,607.90	\$75,607.90	\$75,607.90	\$75,607.90	\$145,458.51
<b>240000</b>	<b>Materiales y artículos de construcción y de</b>	<b>\$1,552,733.45</b>	<b>\$1,643,250.15</b>	<b>\$3,195,983.60</b>	<b>\$2,774,091.50</b>	<b>\$2,774,091.50</b>	<b>\$2,774,091.50</b>	<b>\$2,595,741.36</b>	<b>\$421,892.10</b>
241000	Productos minerales no metálicos	\$178,090.60	\$74,999.97	\$253,090.57	\$228,310.00	\$228,310.00	\$228,310.00	\$211,050.00	\$24,780.57
241001	Productos minerales no metálicos	\$178,090.60	\$74,999.97	\$253,090.57	\$228,310.00	\$228,310.00	\$228,310.00	\$211,050.00	\$24,780.57
242000	Cemento y productos de concreto	\$361,680.00	\$0.00	\$361,680.00	\$298,957.95	\$298,957.95	\$298,957.95	\$246,044.16	\$62,722.05
242001	Cemento y productos de concreto	\$361,680.00	\$0.00	\$361,680.00	\$298,957.95	\$298,957.95	\$298,957.95	\$246,044.16	\$62,722.05
243000	Cal, yeso y productos de yeso	\$9,354.27	\$0.00	\$9,354.27	\$1,142.24	\$1,142.24	\$1,142.24	\$366.38	\$8,212.03
243001	Cal, yeso y productos de yeso	\$9,354.27	\$0.00	\$9,354.27	\$1,142.24	\$1,142.24	\$1,142.24	\$366.38	\$8,212.03
244000	Madera y productos de madera	\$29,977.88	\$0.00	\$29,977.88	\$5,325.24	\$5,325.24	\$5,325.24	\$5,325.24	\$24,652.64
244001	Madera y productos de madera	\$29,977.88	\$0.00	\$29,977.88	\$5,325.24	\$5,325.24	\$5,325.24	\$5,325.24	\$24,652.64
245000	Vidrio y productos de vidrio	\$0.00	\$4,500.00	\$4,500.00	\$4,466.90	\$4,466.90	\$4,466.90	\$4,466.90	\$33.10
245001	Vidrio y productos de vidrio	\$0.00	\$4,500.00	\$4,500.00	\$4,466.90	\$4,466.90	\$4,466.90	\$4,466.90	\$33.10
246000	Material eléctrico y electrónico	\$18,541.00	\$112,500.09	\$131,041.09	\$52,404.02	\$52,404.02	\$52,404.02	\$52,352.29	\$78,637.07
246001	Material Eléctrico	\$18,541.00	\$52,500.06	\$71,041.06	\$52,404.02	\$52,404.02	\$52,404.02	\$52,352.29	\$18,637.04
246002	Material Electrónico	\$0.00	\$60,000.03	\$60,000.03	\$0.00	\$0.00	\$0.00	\$0.00	\$60,000.03
247000	Artículos metálicos para la construcción	\$105,634.06	\$221,250.06	\$326,884.12	\$288,955.07	\$288,955.07	\$288,955.07	\$259,571.45	\$37,929.05
247001	Artículos metálicos para la construcción	\$105,634.06	\$221,250.06	\$326,884.12	\$288,955.07	\$288,955.07	\$288,955.07	\$259,571.45	\$37,929.05
249000	Otros materiales y artículos de construcción y	\$849,455.64	\$1,230,000.03	\$2,079,455.67	\$1,894,530.08	\$1,894,530.08	\$1,894,530.08	\$1,816,564.94	\$184,925.59
249001	Otros materiales y artículos de construcción y	\$849,455.64	\$1,230,000.03	\$2,079,455.67	\$1,894,530.08	\$1,894,530.08	\$1,894,530.08	\$1,816,564.94	\$184,925.59
<b>250000</b>	<b>Productos químicos, farmacéuticos y de</b>	<b>\$715,936.41</b>	<b>\$0.00</b>	<b>\$715,936.41</b>	<b>\$449,732.50</b>	<b>\$449,732.50</b>	<b>\$449,732.50</b>	<b>\$449,732.50</b>	<b>\$266,203.91</b>
256000	Fibras sintéticas, hules, plásticos y derivados	\$90.52	\$0.00	\$90.52	\$0.00	\$0.00	\$0.00	\$0.00	\$90.52
256001	Fibras sintéticas, hules, plásticos y derivados	\$90.52	\$0.00	\$90.52	\$0.00	\$0.00	\$0.00	\$0.00	\$90.52
259000	Otros productos químicos	\$715,845.89	\$0.00	\$715,845.89	\$449,732.50	\$449,732.50	\$449,732.50	\$449,732.50	\$266,113.39

*[Handwritten signature]*

COMISIÓN DE AGUA  
MUNICIPALIDAD  
DE  
2024  
MAYORALDO DE BRAVO, H.S.O.

259001	Otros productos químicos	\$715,845.89	\$0.00	\$715,845.89	\$449,732.50	\$449,732.50	\$449,732.50	\$449,732.50	\$266,113.39
<b>260000</b>	<b>Combustibles, lubricantes y aditivos</b>	<b>\$1,624,802.01</b>	<b>\$824,999.94</b>	<b>\$2,449,801.95</b>	<b>\$2,269,650.23</b>	<b>\$2,269,650.23</b>	<b>\$2,269,650.23</b>	<b>\$2,326,215.91</b>	<b>\$180,151.72</b>
261000	Combustibles, lubricantes y aditivos	\$1,624,802.01	\$824,999.94	\$2,449,801.95	\$2,269,650.23	\$2,269,650.23	\$2,269,650.23	\$2,326,215.91	\$180,151.72
261001	Combustibles y Lubricantes vehiculos y equipos	\$1,624,802.01	\$824,999.94	\$2,449,801.95	\$2,269,650.23	\$2,269,650.23	\$2,269,650.23	\$2,326,215.91	\$180,151.72
<b>270000</b>	<b>Vestuario, blancos, prendas de protección y</b>	<b>\$168,223.50</b>	<b>\$223,500.06</b>	<b>\$391,723.56</b>	<b>\$204,179.84</b>	<b>\$204,179.84</b>	<b>\$204,179.84</b>	<b>\$202,254.84</b>	<b>\$187,543.72</b>
271000	Vestuario y uniformes	\$60,055.02	\$97,499.97	\$157,554.99	\$91,398.45	\$91,398.45	\$91,398.45	\$91,398.45	\$66,156.54
271001	Vestuario, Uniformes	\$60,055.02	\$97,499.97	\$157,554.99	\$91,398.45	\$91,398.45	\$91,398.45	\$91,398.45	\$66,156.54
272000	Prendas de seguridad y protección personal	\$108,168.48	\$126,000.09	\$234,168.57	\$112,781.39	\$112,781.39	\$112,781.39	\$110,856.39	\$121,387.18
272001	Prendas de Protección	\$108,168.48	\$126,000.09	\$234,168.57	\$112,781.39	\$112,781.39	\$112,781.39	\$110,856.39	\$121,387.18
<b>290000</b>	<b>Herramientas, refacciones y accesorios</b>	<b>\$626,882.80</b>	<b>\$798,524.64</b>	<b>\$1,425,407.44</b>	<b>\$879,587.07</b>	<b>\$879,587.07</b>	<b>\$879,587.07</b>	<b>\$870,111.81</b>	<b>\$545,820.37</b>
291000	Herramientas menores	\$138,504.18	\$232,500.06	\$371,004.24	\$170,297.31	\$170,297.31	\$170,297.31	\$162,237.34	\$200,706.93
291001	Herramientas Menores	\$138,504.18	\$232,500.06	\$371,004.24	\$170,297.31	\$170,297.31	\$170,297.31	\$162,237.34	\$200,706.93
292000	Refacciones y accesorios menores de edificios	\$4,593.67	\$72,000.00	\$76,593.67	\$26,644.40	\$26,644.40	\$26,644.40	\$25,489.39	\$49,949.27
292001	Refacciones y accesorios menores de edificios	\$4,593.67	\$72,000.00	\$76,593.67	\$26,644.40	\$26,644.40	\$26,644.40	\$25,489.39	\$49,949.27
294000	Refacciones y accesorios menores de equipo	\$14,750.10	\$37,500.03	\$52,250.13	\$10,121.98	\$10,121.98	\$10,121.98	\$10,121.98	\$42,128.15
294001	Refacciones y accesorios menores de equipo	\$14,750.10	\$37,500.03	\$52,250.13	\$10,121.98	\$10,121.98	\$10,121.98	\$10,121.98	\$42,128.15
296000	Refacciones y accesorios menores de equipo	\$413,580.10	\$271,386.36	\$684,966.46	\$497,953.41	\$497,953.41	\$497,953.41	\$497,773.13	\$187,013.05
296001	Refacciones	\$413,580.10	\$271,386.36	\$684,966.46	\$497,953.41	\$497,953.41	\$497,953.41	\$497,773.13	\$187,013.05
298000	Refacciones y accesorios menores de	\$55,454.75	\$74,999.97	\$130,454.72	\$91,185.74	\$91,185.74	\$91,185.74	\$91,105.74	\$39,268.98
298001	Refacciones y accesorios menores de	\$55,454.75	\$74,999.97	\$130,454.72	\$91,185.74	\$91,185.74	\$91,185.74	\$91,105.74	\$39,268.98
299000	Refacciones y accesorios menores otros bienes	\$0.00	\$110,138.22	\$110,138.22	\$83,384.23	\$83,384.23	\$83,384.23	\$83,384.23	\$26,753.99
299001	Refacciones y accesorios menores de equipos	\$0.00	\$110,138.22	\$110,138.22	\$83,384.23	\$83,384.23	\$83,384.23	\$83,384.23	\$26,753.99
<b>300000</b>	<b>SERVICIOS GENERALES</b>	<b>\$31,017,571.56</b>	<b>\$14,792,862.78</b>	<b>\$45,810,434.34</b>	<b>\$39,831,877.77</b>	<b>\$39,831,877.77</b>	<b>\$39,830,872.79</b>	<b>\$39,566,704.66</b>	<b>\$5,978,556.57</b>
<b>310000</b>	<b>Servicios básicos</b>	<b>\$20,093,485.87</b>	<b>\$5,402,250.00</b>	<b>\$25,495,735.87</b>	<b>\$25,026,061.46</b>	<b>\$25,026,061.46</b>	<b>\$25,025,056.48</b>	<b>\$25,024,050.63</b>	<b>\$469,674.41</b>
311000	Energía eléctrica	\$20,054,321.39	\$5,249,999.97	\$25,304,321.36	\$24,931,559.75	\$24,931,559.75	\$24,931,559.75	\$24,931,559.75	\$372,761.61
311001	Servicio de Energía Eléctrica	\$20,054,321.39	\$5,249,999.97	\$25,304,321.36	\$24,931,559.75	\$24,931,559.75	\$24,931,559.75	\$24,931,559.75	\$372,761.61
312000	Gas	\$15,804.28	\$78,750.00	\$94,554.28	\$49,165.92	\$49,165.92	\$48,160.94	\$47,155.09	\$45,388.36
312001	Gas	\$15,804.28	\$78,750.00	\$94,554.28	\$49,165.92	\$49,165.92	\$48,160.94	\$47,155.09	\$45,388.36
314000	Telefonía tradicional	\$21,060.20	\$24,000.03	\$45,060.23	\$24,305.07	\$24,305.07	\$24,305.07	\$24,305.07	\$20,755.16
314001	Servicio Telefónico Tradicional	\$21,060.20	\$24,000.03	\$45,060.23	\$24,305.07	\$24,305.07	\$24,305.07	\$24,305.07	\$20,755.16
315000	Telefonía celular	\$1,800.00	\$7,499.97	\$9,299.97	\$2,111.18	\$2,111.18	\$2,111.18	\$2,111.18	\$7,188.79
315001	Servicio de Telefonía Celular	\$1,800.00	\$7,499.97	\$9,299.97	\$2,111.18	\$2,111.18	\$2,111.18	\$2,111.18	\$7,188.79
317000	Servicios de acceso de Internet, redes y	\$0.00	\$27,000.00	\$27,000.00	\$18,123.19	\$18,123.19	\$18,123.19	\$18,123.19	\$8,876.81
317001	Servicios de Conducción de Señales Analógicas	\$0.00	\$27,000.00	\$27,000.00	\$18,123.19	\$18,123.19	\$18,123.19	\$18,123.19	\$8,876.81
318000	Servicios postales y telegráficos	\$350.00	\$15,000.03	\$15,350.03	\$796.35	\$796.35	\$796.35	\$796.35	\$14,553.68
318001	Servicio Postal	\$350.00	\$15,000.03	\$15,350.03	\$796.35	\$796.35	\$796.35	\$796.35	\$14,553.68



Handwritten signature in blue ink, possibly 'J. J. J.', located at the bottom left of the page.


Handwritten signature or mark in blue ink, located at the bottom right of the page.

319000	Servicios integrales y otros servicios	\$150.00	\$0.00	\$150.00	\$0.00	\$0.00	\$0.00	\$0.00	\$150.00
319001	Servicios integrales y otros servicios	\$150.00	\$0.00	\$150.00	\$0.00	\$0.00	\$0.00	\$0.00	\$150.00
<b>320000</b>	<b>Servicios de arrendamiento</b>	<b>\$147,896.26</b>	<b>\$2,487,375.18</b>	<b>\$2,635,271.44</b>	<b>\$2,312,066.10</b>	<b>\$2,312,066.10</b>	<b>\$2,312,066.10</b>	<b>\$2,298,766.10</b>	<b>\$323,205.34</b>
323000	Arrendamiento de mobiliario y equipo de	\$0.00	\$4,875.03	\$4,875.03	\$2,016.35	\$2,016.35	\$2,016.35	\$2,016.35	\$2,858.68
323001	Arrendamiento de Equipo y Bienes Informáticos	\$0.00	\$4,875.03	\$4,875.03	\$2,016.35	\$2,016.35	\$2,016.35	\$2,016.35	\$2,858.68
325000	Arrendamiento de equipo de transporte	\$50,000.00	\$1,515,000.06	\$1,565,000.06	\$1,457,299.99	\$1,457,299.99	\$1,457,299.99	\$1,450,299.99	\$107,700.07
325001	Servicios de arrendamiento de vehículos y	\$50,000.00	\$1,515,000.06	\$1,565,000.06	\$1,457,299.99	\$1,457,299.99	\$1,457,299.99	\$1,450,299.99	\$107,700.07
326000	Arrendamiento de maquinaria, otros equipos y	\$66,136.26	\$933,750.09	\$999,886.35	\$837,246.40	\$837,246.40	\$837,246.40	\$830,946.40	\$162,639.95
326001	Arrendamiento de Maquinaria y Equipo	\$66,136.26	\$933,750.09	\$999,886.35	\$837,246.40	\$837,246.40	\$837,246.40	\$830,946.40	\$162,639.95
327000	Arrendamiento de activos intangibles	\$11,160.00	\$13,500.00	\$24,660.00	\$10,853.36	\$10,853.36	\$10,853.36	\$10,853.36	\$13,806.64
327001	Arrendamiento de activos intangibles	\$11,160.00	\$13,500.00	\$24,660.00	\$10,853.36	\$10,853.36	\$10,853.36	\$10,853.36	\$13,806.64
329000	Otros arrendamientos	\$20,600.00	\$20,250.00	\$40,850.00	\$4,650.00	\$4,650.00	\$4,650.00	\$4,650.00	\$36,200.00
329001	Otros arrendamientos	\$20,600.00	\$20,250.00	\$40,850.00	\$4,650.00	\$4,650.00	\$4,650.00	\$4,650.00	\$36,200.00
<b>330000</b>	<b>Servicios profesionales, científicos, técnicos y</b>	<b>\$841,820.03</b>	<b>\$2,289,750.12</b>	<b>\$3,131,570.15</b>	<b>\$2,837,075.84</b>	<b>\$2,837,075.84</b>	<b>\$2,837,075.84</b>	<b>\$2,812,038.86</b>	<b>\$294,494.31</b>
331000	Servicios legales, de contabilidad, auditoría y	\$83,517.33	\$712,500.03	\$796,017.36	\$786,921.86	\$786,921.86	\$786,921.86	\$786,921.86	\$9,095.50
331001	Servicios legales	\$83,517.33	\$0.00	\$83,517.33	\$32,215.11	\$32,215.11	\$32,215.11	\$32,215.11	\$51,302.22
331002	Servicios de contabilidad, auditoría y servicios	\$0.00	\$712,500.03	\$712,500.03	\$754,706.75	\$754,706.75	\$754,706.75	\$754,706.75	-\$42,206.72
334000	Servicios de capacitación	\$89,830.50	\$0.00	\$89,830.50	\$0.00	\$0.00	\$0.00	\$0.00	\$89,830.50
334001	Capacitación	\$89,830.50	\$0.00	\$89,830.50	\$0.00	\$0.00	\$0.00	\$0.00	\$89,830.50
336000	Servicios de apoyo administrativo, fotocopiado e	\$62,892.00	\$131,250.06	\$194,142.06	\$175,875.04	\$175,875.04	\$175,875.04	\$175,875.04	\$18,267.02
336001	Servicios de apoyo administrativo, fotocopiado e	\$62,892.00	\$131,250.06	\$194,142.06	\$175,875.04	\$175,875.04	\$175,875.04	\$175,875.04	\$18,267.02
338000	Servicios de vigilancia	\$1,200.00	\$0.00	\$1,200.00	\$980.00	\$980.00	\$980.00	\$980.00	\$220.00
338001	Servicios de Vigilancia	\$1,200.00	\$0.00	\$1,200.00	\$980.00	\$980.00	\$980.00	\$980.00	\$220.00
339000	Servicios profesionales, científicos y técnicos	\$604,380.20	\$1,446,000.03	\$2,050,380.23	\$1,873,298.94	\$1,873,298.94	\$1,873,298.94	\$1,848,261.96	\$177,081.29
339001	Estudios e Investigaciones	\$292,500.00	\$225,000.00	\$517,500.00	\$260,879.05	\$260,879.05	\$260,879.05	\$260,879.05	\$256,620.95
339003	Prestación de Servicios Profesionales	\$311,880.20	\$1,221,000.03	\$1,532,880.23	\$1,612,419.89	\$1,612,419.89	\$1,612,419.89	\$1,587,382.91	-\$79,539.66
<b>340000</b>	<b>Servicios financieros, bancarios y</b>	<b>\$344,267.55</b>	<b>\$417,375.09</b>	<b>\$761,642.64</b>	<b>\$644,259.91</b>	<b>\$644,259.91</b>	<b>\$644,259.91</b>	<b>\$440,913.97</b>	<b>\$117,382.73</b>
341000	Servicios financieros y bancarios	\$160,002.20	\$37,500.03	\$197,502.23	\$185,238.67	\$185,238.67	\$185,238.67	\$185,238.67	\$12,263.56
341001	Intereses, Descuentos, y otros Servicios	\$160,002.20	\$37,500.03	\$197,502.23	\$185,238.67	\$185,238.67	\$185,238.67	\$185,238.67	\$12,263.56
345000	Seguro de bienes patrimoniales	\$163,760.35	\$281,250.00	\$445,010.35	\$364,172.98	\$364,172.98	\$364,172.98	\$160,827.04	\$80,837.37
345001	Seguros	\$163,760.35	\$281,250.00	\$445,010.35	\$364,172.98	\$364,172.98	\$364,172.98	\$160,827.04	\$80,837.37
347000	Fletes y maniobras	\$20,505.00	\$98,625.06	\$119,130.06	\$94,848.26	\$94,848.26	\$94,848.26	\$94,848.26	\$24,281.80
347001	Fletes y Maniobras	\$20,505.00	\$98,625.06	\$119,130.06	\$94,848.26	\$94,848.26	\$94,848.26	\$94,848.26	\$24,281.80
<b>350000</b>	<b>Servicios de instalación, reparación,</b>	<b>\$3,141,034.95</b>	<b>\$1,526,699.97</b>	<b>\$4,667,734.92</b>	<b>\$3,656,941.83</b>	<b>\$3,656,941.83</b>	<b>\$3,656,941.83</b>	<b>\$3,655,462.63</b>	<b>\$1,010,793.09</b>
351000	Conservación y mantenimiento menor de	\$27,000.00	\$11,250.00	\$38,250.00	\$1,982.76	\$1,982.76	\$1,982.76	\$1,982.76	\$36,267.24
351001	Conservación y mantenimiento menor de	\$27,000.00	\$11,250.00	\$38,250.00	\$1,982.76	\$1,982.76	\$1,982.76	\$1,982.76	\$36,267.24



352000	Instalación, reparación y mantenimiento de	\$7,500.00	\$0.00	\$7,500.00	\$0.00	\$0.00	\$0.00	\$0.00	\$7,500.00
352001	Mantenimiento de Mobiliario y Equipo de	\$6,000.00	\$0.00	\$6,000.00	\$0.00	\$0.00	\$0.00	\$0.00	\$6,000.00
352002	Mantenimiento de Equipo y Aparatos de	\$1,500.00	\$0.00	\$1,500.00	\$0.00	\$0.00	\$0.00	\$0.00	\$1,500.00
353000	Instalación, reparación y mantenimiento de	\$7,750.40	\$18,750.06	\$26,500.46	\$5,795.21	\$5,795.21	\$5,795.21	\$5,795.21	\$20,705.25
353001	Mantenimiento de bienes informáticos	\$7,750.40	\$18,750.06	\$26,500.46	\$5,795.21	\$5,795.21	\$5,795.21	\$5,795.21	\$20,705.25
355000	Reparación y mantenimiento de equipo de	\$289,988.13	\$738,749.97	\$1,028,738.10	\$940,916.45	\$940,916.45	\$940,916.45	\$940,247.25	\$87,821.65
355001	Mantenimiento de Vehiculos	\$289,988.13	\$738,749.97	\$1,028,738.10	\$940,916.45	\$940,916.45	\$940,916.45	\$940,247.25	\$87,821.65
357000	Instalación, reparación y mantenimiento de	\$2,551,696.42	\$634,199.94	\$3,185,896.36	\$2,473,196.13	\$2,473,196.13	\$2,473,196.13	\$2,472,386.13	\$712,700.23
357001	Mantenimiento de Maquinaria y Equipo	\$22,500.00	\$87,750.00	\$110,250.00	\$63,812.07	\$63,812.07	\$63,812.07	\$63,002.07	\$46,437.93
357002	Mantenimiento e Instalación de Equipos y	\$1,929,196.42	\$526,349.97	\$2,455,546.39	\$2,374,953.00	\$2,374,953.00	\$2,374,953.00	\$2,374,953.00	\$80,593.39
357004	Mantenimiento, instalación, reparación y de	\$600,000.00	\$11,250.00	\$611,250.00	\$34,431.06	\$34,431.06	\$34,431.06	\$34,431.06	\$576,818.94
357005	Mantenimiento de equipo de topografía	\$0.00	\$8,849.97	\$8,849.97	\$0.00	\$0.00	\$0.00	\$0.00	\$8,849.97
358000	Servicios de limpieza y manejo de desechos	\$235,600.00	\$123,750.00	\$359,350.00	\$235,051.28	\$235,051.28	\$235,051.28	\$235,051.28	\$124,298.72
358001	Servicio de limpieza y manejo de desechos	\$235,600.00	\$0.00	\$235,600.00	\$130,900.00	\$130,900.00	\$130,900.00	\$130,900.00	\$104,700.00
358002	Sanitización, limpieza y desinfección	\$0.00	\$123,750.00	\$123,750.00	\$104,151.28	\$104,151.28	\$104,151.28	\$104,151.28	\$19,598.72
359000	Servicios de jardinería y fumigación	\$21,500.00	\$0.00	\$21,500.00	\$0.00	\$0.00	\$0.00	\$0.00	\$21,500.00
359001	Servicios de jardinería y fumigación	\$21,500.00	\$0.00	\$21,500.00	\$0.00	\$0.00	\$0.00	\$0.00	\$21,500.00
<b>360000</b>	<b>Servicios de comunicación social y publicidad</b>	<b>\$1,620,000.00</b>	<b>\$0.00</b>	<b>\$1,620,000.00</b>	<b>\$772,344.85</b>	<b>\$772,344.85</b>	<b>\$772,344.85</b>	<b>\$752,344.85</b>	<b>\$847,655.15</b>
361000	Difusión por radio, televisión y otros medios de	\$1,566,400.00	\$0.00	\$1,566,400.00	\$772,344.85	\$772,344.85	\$772,344.85	\$752,344.85	\$794,055.15
361001	Difusión de programas y actividades	\$1,566,400.00	\$0.00	\$1,566,400.00	\$772,344.85	\$772,344.85	\$772,344.85	\$752,344.85	\$793,055.15
361002	Impresiones y Publicaciones Oficiales	\$1,000.00	\$0.00	\$1,000.00	\$0.00	\$0.00	\$0.00	\$0.00	\$1,000.00
362000	Difusión por radio, televisión y otros medios de	\$53,600.00	\$0.00	\$53,600.00	\$0.00	\$0.00	\$0.00	\$0.00	\$53,600.00
362001	Difusión por radio, televisión y otros medios de	\$53,600.00	\$0.00	\$53,600.00	\$0.00	\$0.00	\$0.00	\$0.00	\$53,600.00
<b>370000</b>	<b>Servicios de traslado y viáticos</b>	<b>\$46,545.72</b>	<b>\$41,363.73</b>	<b>\$87,909.45</b>	<b>\$24,985.74</b>	<b>\$24,985.74</b>	<b>\$24,985.74</b>	<b>\$24,985.74</b>	<b>\$62,923.71</b>
374000	Autotransporte	\$5,259.53	\$0.00	\$5,259.53	\$0.00	\$0.00	\$0.00	\$0.00	\$5,259.53
374001	Autotransporte	\$5,259.53	\$0.00	\$5,259.53	\$0.00	\$0.00	\$0.00	\$0.00	\$5,259.53
375000	Viáticos en el país	\$24,681.39	\$41,363.73	\$66,045.12	\$24,985.74	\$24,985.74	\$24,985.74	\$24,985.74	\$41,059.38
375001	Viáticos en el país	\$24,681.39	\$41,363.73	\$66,045.12	\$24,985.74	\$24,985.74	\$24,985.74	\$24,985.74	\$41,059.38
379000	Otros servicios de traslado y hospedaje	\$16,604.80	\$0.00	\$16,604.80	\$0.00	\$0.00	\$0.00	\$0.00	\$16,604.80
379001	Otros servicios de traslado y hospedaje	\$16,604.80	\$0.00	\$16,604.80	\$0.00	\$0.00	\$0.00	\$0.00	\$16,604.80
<b>380000</b>	<b>Servicios oficiales</b>	<b>\$66,600.00</b>	<b>\$37,500.03</b>	<b>\$104,100.03</b>	<b>\$33,449.69</b>	<b>\$33,449.69</b>	<b>\$33,449.69</b>	<b>\$33,449.53</b>	<b>\$70,650.34</b>
382000	Gastos de orden social y cultural	\$66,600.00	\$37,500.03	\$104,100.03	\$33,449.69	\$33,449.69	\$33,449.69	\$33,449.53	\$70,650.34
382001	Gastos de orden social	\$16,000.00	\$37,500.03	\$53,500.03	\$30,286.40	\$30,286.40	\$30,286.40	\$30,286.24	\$23,213.63
382002	Eventos Culturales	\$50,600.00	\$0.00	\$50,600.00	\$3,163.29	\$3,163.29	\$3,163.29	\$3,163.29	\$47,436.71
<b>390000</b>	<b>Otros servicios generales</b>	<b>\$4,715,921.18</b>	<b>\$2,590,548.66</b>	<b>\$7,306,469.84</b>	<b>\$4,524,692.35</b>	<b>\$4,524,692.35</b>	<b>\$4,524,692.35</b>	<b>\$4,524,692.35</b>	<b>\$2,781,777.49</b>
391000	Servicios funerarios y de cementerios	\$69,000.00	\$4,500.00	\$73,500.00	\$21,280.00	\$21,280.00	\$21,280.00	\$21,280.00	\$52,220.00
391001	Servicios funerarios y de cementerios	\$69,000.00	\$4,500.00	\$73,500.00	\$21,280.00	\$21,280.00	\$21,280.00	\$21,280.00	\$52,220.00

392000	Impuestos y derechos	\$4,284,521.18	\$2,061,048.69	\$6,345,569.87	\$3,621,912.42	\$3,621,912.42	\$3,621,912.42	\$3,621,912.42	\$2,723,657.45
392005	Pago de otros impuestos	\$2,300.00	\$37,499.94	\$39,799.94	\$17,371.42	\$17,371.42	\$17,371.42	\$17,371.42	\$22,428.52
392006	Pago de derechos	\$4,282,221.18	\$2,023,548.75	\$6,305,769.93	\$3,604,541.00	\$3,604,541.00	\$3,604,541.00	\$3,604,541.00	\$2,701,228.93
394000	Sentencias y resoluciones por autoridad	\$362,400.00	\$524,999.97	\$887,399.97	\$881,499.93	\$881,499.93	\$881,499.93	\$881,499.93	\$5,900.04
394001	Gastos Derivados de una Resolución Judicial	\$362,400.00	\$524,999.97	\$887,399.97	\$881,499.93	\$881,499.93	\$881,499.93	\$881,499.93	\$5,900.04
<b>400000</b>	<b>TRANSFERENCIAS, ASIGNACIONES,</b>	<b>\$768,264.00</b>	<b>\$0.00</b>	<b>\$768,264.00</b>	<b>\$638,785.00</b>	<b>\$638,785.00</b>	<b>\$638,785.00</b>	<b>\$638,785.00</b>	<b>\$129,479.00</b>
450000	Pensiones y jubilaciones	\$768,264.00	\$0.00	\$768,264.00	\$638,785.00	\$638,785.00	\$638,785.00	\$638,785.00	\$129,479.00
451000	Pensiones	\$768,264.00	\$0.00	\$768,264.00	\$638,785.00	\$638,785.00	\$638,785.00	\$638,785.00	\$129,479.00
451001	Pensiones	\$768,264.00	\$0.00	\$768,264.00	\$638,785.00	\$638,785.00	\$638,785.00	\$638,785.00	\$129,479.00
<b>500000</b>	<b>BIENES MUEBLES, INMUEBLES E</b>	<b>\$439,130.00</b>	<b>\$1,738,463.58</b>	<b>\$2,177,593.58</b>	<b>\$1,502,314.65</b>	<b>\$1,502,314.65</b>	<b>\$1,502,314.65</b>	<b>\$1,502,314.65</b>	<b>\$675,278.93</b>
510000	Mobiliario y equipo de administración	\$148,600.00	\$127,401.75	\$276,001.75	\$118,817.41	\$118,817.41	\$118,817.41	\$118,817.41	\$157,184.34
511000	Muebles de oficina y estantería	\$17,700.00	\$41,151.69	\$58,851.69	\$43,558.11	\$43,558.11	\$43,558.11	\$43,558.11	\$15,293.58
511001	Muebles de oficina y estantería	\$17,700.00	\$41,151.69	\$58,851.69	\$43,558.11	\$43,558.11	\$43,558.11	\$43,558.11	\$15,293.58
515000	Equipo de cómputo y de tecnología de la	\$130,900.00	\$86,250.06	\$217,150.06	\$75,259.30	\$75,259.30	\$75,259.30	\$75,259.30	\$141,890.76
515001	Bienes informáticos	\$130,900.00	\$86,250.06	\$217,150.06	\$75,259.30	\$75,259.30	\$75,259.30	\$75,259.30	\$141,890.76
520000	Mobiliario y equipo educacional y recreativo	\$8,580.00	\$14,999.94	\$23,579.94	\$10,255.00	\$10,255.00	\$10,255.00	\$10,255.00	\$13,324.94
521000	Equipos y aparatos audiovisuales	\$8,580.00	\$0.00	\$8,580.00	\$0.00	\$0.00	\$0.00	\$0.00	\$8,580.00
521001	Equipos y aparatos audiovisuales	\$8,580.00	\$0.00	\$8,580.00	\$0.00	\$0.00	\$0.00	\$0.00	\$8,580.00
523000	Cámaras fotográficas y de video	\$0.00	\$14,999.94	\$14,999.94	\$10,255.00	\$10,255.00	\$10,255.00	\$10,255.00	\$4,744.94
523001	Cámaras fotográficas y de video	\$0.00	\$14,999.94	\$14,999.94	\$10,255.00	\$10,255.00	\$10,255.00	\$10,255.00	\$4,744.94
540000	Vehículos y equipo de transporte	\$35,800.00	\$74,999.97	\$110,799.97	\$67,027.14	\$67,027.14	\$67,027.14	\$67,027.14	\$43,772.83
541000	Vehículos y equipo terrestre	\$0.00	\$74,999.97	\$74,999.97	\$47,640.07	\$47,640.07	\$47,640.07	\$47,640.07	\$27,359.90
541001	Vehículos y Equipo Terrestre	\$0.00	\$74,999.97	\$74,999.97	\$47,640.07	\$47,640.07	\$47,640.07	\$47,640.07	\$27,359.90
549000	Otros equipos de transporte	\$35,800.00	\$0.00	\$35,800.00	\$19,387.07	\$19,387.07	\$19,387.07	\$19,387.07	\$16,412.93
549001	Otros equipos de transporte	\$35,800.00	\$0.00	\$35,800.00	\$19,387.07	\$19,387.07	\$19,387.07	\$19,387.07	\$16,412.93
560000	Maquinaria, otros equipos y herramientas	\$130,500.00	\$1,521,061.92	\$1,651,561.92	\$1,306,215.10	\$1,306,215.10	\$1,306,215.10	\$1,306,215.10	\$345,346.82
563000	Maquinaria y equipo de construcción	\$0.00	\$63,232.74	\$63,232.74	\$84,310.34	\$84,310.34	\$84,310.34	\$84,310.34	-\$21,077.60
563001	Equipo de Construcción	\$0.00	\$63,232.74	\$63,232.74	\$84,310.34	\$84,310.34	\$84,310.34	\$84,310.34	-\$21,077.60
564000	Sistemas de aire acondicionado, calefacción y	\$30,500.00	\$0.00	\$30,500.00	\$0.00	\$0.00	\$0.00	\$0.00	\$30,500.00
564001	Sistemas de aire acondicionado, calefacción y	\$30,500.00	\$0.00	\$30,500.00	\$0.00	\$0.00	\$0.00	\$0.00	\$30,500.00
566000	Equipos de generación eléctrica, aparatos y	\$0.00	\$1,262,169.81	\$1,262,169.81	\$1,004,764.45	\$1,004,764.45	\$1,004,764.45	\$1,004,764.45	\$257,405.36
566001	Equipos de generación eléctrica, aparatos y	\$0.00	\$1,262,169.81	\$1,262,169.81	\$1,004,764.45	\$1,004,764.45	\$1,004,764.45	\$1,004,764.45	\$257,405.36
567000	Herramientas y máquinas-herramienta	\$100,000.00	\$52,500.06	\$152,500.06	\$108,761.21	\$108,761.21	\$108,761.21	\$108,761.21	\$43,738.85
567001	Herramientas y Máquinas-Herramientas	\$100,000.00	\$52,500.06	\$152,500.06	\$108,761.21	\$108,761.21	\$108,761.21	\$108,761.21	\$43,738.85
569000	Otros equipos	\$0.00	\$143,159.31	\$143,159.31	\$108,379.10	\$108,379.10	\$108,379.10	\$108,379.10	\$34,780.21
569001	Otros equipos	\$0.00	\$143,159.31	\$143,159.31	\$108,379.10	\$108,379.10	\$108,379.10	\$108,379.10	\$34,780.21



590000	Activos intangibles	\$115,650.00	\$0.00	\$115,650.00	\$0.00	\$0.00	\$0.00	\$0.00	\$115,650.00
599000	Otros activos intangibles	\$115,650.00	\$0.00	\$115,650.00	\$0.00	\$0.00	\$0.00	\$0.00	\$115,650.00
599001	Otros activos intangibles	\$115,650.00	\$0.00	\$115,650.00	\$0.00	\$0.00	\$0.00	\$0.00	\$115,650.00
900000	<b>DEUDA PUBLICA</b>	<b>\$122,010.41</b>	<b>\$0.00</b>	<b>\$122,010.41</b>	<b>\$0.00</b>	<b>\$0.00</b>	<b>\$0.00</b>	<b>\$0.00</b>	<b>\$122,010.41</b>
990000	Adeudos de ejercicios fiscales anteriores	\$122,010.41	\$0.00	\$122,010.41	\$0.00	\$0.00	\$0.00	\$0.00	\$122,010.41
991000	ADEFAS	\$122,010.41	\$0.00	\$122,010.41	\$0.00	\$0.00	\$0.00	\$0.00	\$122,010.41
991001	Adeudos de ejercicios fiscales anteriores	\$122,010.41	\$0.00	\$122,010.41	\$0.00	\$0.00	\$0.00	\$0.00	\$122,010.41
<b>Total</b>		<b>\$62,511,750.00</b>	<b>\$21,832,850.97</b>	<b>\$84,344,600.97</b>	<b>\$68,369,617.52</b>	<b>\$68,369,617.52</b>	<b>\$68,368,612.54</b>	<b>\$67,971,260.36</b>	<b>\$15,974,983.45</b>

Page 7

"Bajo protesta de decir verdad declaramos que las cifras contenidas en este estado financiero son veraces y contienen toda la información referente a la situación y/o los resultados de la Comisión de Agua y Alcantarillado del Municipio de Tulancingo de Bravo, afirmando ser legalmente responsables de la autenticidad y veracidad de las mismas y asimismo asumimos la responsabilidad derivada de cualquier declaración en falso sobre las mismas"

\_\_\_\_\_  
 LUIS ENRIQUE HIDALGO HERNANDEZ  
 DIRECTOR GENERAL

\_\_\_\_\_  
 TRA. CLAUDIA LETICIA ALTAMIRA MENDOZ  
 DIRECTORA DEL DESPACHO DE LOS ASUNTOS  
 DE LA DIRECCIÓN DE ADMINISTRACIÓN Y  
 FINANZAS

\_\_\_\_\_  
 LIC. JUAN CARLOS LARA ARROYO  
 COMISARIO






COMISION DE AGUA Y ALCANTARILLADO DEL MUNICIPIO DE TULANCINGO DE BRAVO, HGO

Estado Analítico del Ejercicio del Presupuesto por Capítulo del Gasto Del 01/ene./2022 Al 31/ago./2022

Ejercicio del Presupuesto	Egresos Aprobado	Ampliaciones / (Reducciones)	Egresos Modificado	Egresos Comprometido	Egresos Devengado	Egresos Ejercido	Pagado	Subejercicio
<b>100000 SERVICIOS PERSONALES</b>	<b>\$24,982,895.02</b>	<b>\$1,111,333.28</b>	<b>\$26,094,228.30</b>	<b>\$17,465,428.36</b>	<b>\$17,465,428.36</b>	<b>\$17,465,428.36</b>	<b>\$17,465,428.36</b>	<b>\$8,628,799.94</b>
110000 Remuneraciones al personal de carácter	\$20,325,506.66	\$213,333.28	\$20,538,839.94	\$13,966,317.00	\$13,966,317.00	\$13,966,317.00	\$13,966,317.00	\$6,572,522.94
113000 Sueldos base al personal permanente	\$20,325,506.66	\$213,333.28	\$20,538,839.94	\$13,966,317.00	\$13,966,317.00	\$13,966,317.00	\$13,966,317.00	\$6,572,522.94
113001 Sueldos	\$20,325,506.66	\$213,333.28	\$20,538,839.94	\$13,966,317.00	\$13,966,317.00	\$13,966,317.00	\$13,966,317.00	\$6,572,522.94
120000 Remuneraciones al personal de carácter	\$181,579.00	\$710,000.00	\$891,579.00	\$843,887.00	\$843,887.00	\$843,887.00	\$843,887.00	\$47,692.00
122000 Sueldos base al personal eventual	\$181,579.00	\$710,000.00	\$891,579.00	\$843,887.00	\$843,887.00	\$843,887.00	\$843,887.00	\$47,692.00
122001 Sueldo Base a Personal Eventual	\$181,579.00	\$710,000.00	\$891,579.00	\$843,887.00	\$843,887.00	\$843,887.00	\$843,887.00	\$47,692.00
130000 Remuneraciones adicionales y especiales	\$4,144,899.18	\$43,333.36	\$4,188,232.54	\$2,291,466.00	\$2,291,466.00	\$2,291,466.00	\$2,291,466.00	\$1,896,766.54
132000 Primas de vacaciones, dominical y gratificación	\$4,137,899.18	\$43,333.36	\$4,181,232.54	\$2,291,466.00	\$2,291,466.00	\$2,291,466.00	\$2,291,466.00	\$1,889,766.54
132001 Prima de Vacaciones y Dominical	\$383,968.68	\$10,000.00	\$393,968.68	\$167,569.00	\$167,569.00	\$167,569.00	\$167,569.00	\$226,399.68
132002 Gratificación Anual	\$3,753,930.50	\$33,333.36	\$3,787,263.86	\$2,123,897.00	\$2,123,897.00	\$2,123,897.00	\$2,123,897.00	\$1,663,366.86
133000 Horas extraordinarias	\$7,000.00	\$0.00	\$7,000.00	\$0.00	\$0.00	\$0.00	\$0.00	\$7,000.00
133001 Horas extras	\$7,000.00	\$0.00	\$7,000.00	\$0.00	\$0.00	\$0.00	\$0.00	\$7,000.00
150000 Otras prestaciones sociales y económicas	\$330,910.18	\$144,666.64	\$475,576.82	\$363,758.36	\$363,758.36	\$363,758.36	\$363,758.36	\$111,818.46
152000 Indemnizaciones	\$22,095.00	\$33,333.36	\$55,428.36	\$34,254.93	\$34,254.93	\$34,254.93	\$34,254.93	\$21,173.43
152001 Indemnizaciones	\$22,095.00	\$33,333.36	\$55,428.36	\$34,254.93	\$34,254.93	\$34,254.93	\$34,254.93	\$21,173.43
159000 Otras prestaciones sociales y económicas	\$308,815.18	\$111,333.28	\$420,148.46	\$329,503.43	\$329,503.43	\$329,503.43	\$329,503.43	\$90,645.03
159002 Otras Prestaciones	\$308,815.18	\$111,333.28	\$420,148.46	\$329,503.43	\$329,503.43	\$329,503.43	\$329,503.43	\$90,645.03
<b>200000 MATERIALES Y SUMINISTROS</b>	<b>\$5,181,879.01</b>	<b>\$3,601,133.04</b>	<b>\$8,783,012.05</b>	<b>\$6,562,150.37</b>	<b>\$6,562,150.37</b>	<b>\$6,500,135.37</b>	<b>\$6,376,125.09</b>	<b>\$2,220,861.68</b>
210000 Materiales de administración, emisión de	\$402,303.07	\$296,666.48	\$698,969.55	\$287,112.54	\$287,112.54	\$287,112.54	\$287,113.21	\$411,857.01
211000 Materiales, útiles y equipos menores de oficina	\$153,090.87	\$266,666.56	\$419,757.43	\$268,146.63	\$268,146.63	\$268,146.63	\$268,147.30	\$151,610.80
211001 Material de Oficina	\$153,090.87	\$266,666.56	\$419,757.43	\$268,146.63	\$268,146.63	\$268,146.63	\$268,147.30	\$151,610.80
212000 Materiales y útiles de impresión y reproducción	\$130,050.40	\$0.00	\$130,050.40	\$2,292.00	\$2,292.00	\$2,292.00	\$2,292.00	\$127,758.40
212001 Materiales y Útiles de Impresión	\$130,050.40	\$0.00	\$130,050.40	\$2,292.00	\$2,292.00	\$2,292.00	\$2,292.00	\$127,758.40
214000 Materiales, útiles y equipos menores de	\$37,680.24	\$19,999.92	\$57,680.16	\$8,400.00	\$8,400.00	\$8,400.00	\$8,400.00	\$49,280.16
214001 Material para Bienes Informáticos	\$37,430.24	\$19,999.92	\$57,430.16	\$8,400.00	\$8,400.00	\$8,400.00	\$8,400.00	\$49,030.16
214002 Materiales de Grabación	\$250.00	\$0.00	\$250.00	\$0.00	\$0.00	\$0.00	\$0.00	\$250.00





215000	Material impreso e información digital	\$36,199.00	\$0.00	\$36,199.00	\$0.00	\$0.00	\$0.00	\$0.00	\$36,199.00
215001	Suscripciones a Publicaciones y Periódicos	\$36,199.00	\$0.00	\$36,199.00	\$0.00	\$0.00	\$0.00	\$0.00	\$36,199.00
216000	Material de limpieza	\$43,197.42	\$10,000.00	\$53,197.42	\$8,273.91	\$8,273.91	\$8,273.91	\$8,273.91	\$44,923.51
216001	Material de Limpieza	\$43,197.42	\$10,000.00	\$53,197.42	\$8,273.91	\$8,273.91	\$8,273.91	\$8,273.91	\$44,923.51
218000	Materiales para el registro e identificación de	\$2,085.14	\$0.00	\$2,085.14	\$0.00	\$0.00	\$0.00	\$0.00	\$2,085.14
218002	Identificadores e Iconos de señalización	\$2,085.14	\$0.00	\$2,085.14	\$0.00	\$0.00	\$0.00	\$0.00	\$2,085.14
<b>220000</b>	<b>Alimentos y utensilios</b>	<b>\$18,431.45</b>	<b>\$63,333.36</b>	<b>\$81,764.81</b>	<b>\$59,638.15</b>	<b>\$59,638.15</b>	<b>\$59,638.15</b>	<b>\$59,638.15</b>	<b>\$22,126.66</b>
221000	Productos alimenticios para personas	\$18,431.45	\$63,333.36	\$81,764.81	\$59,638.15	\$59,638.15	\$59,638.15	\$59,638.15	\$22,126.66
221001	Alimentación de Personas	\$18,431.45	\$63,333.36	\$81,764.81	\$59,638.15	\$59,638.15	\$59,638.15	\$59,638.15	\$22,126.66
<b>230000</b>	<b>Materias primas y materiales de producción y</b>	<b>\$72,566.32</b>	<b>\$138,666.72</b>	<b>\$211,233.04</b>	<b>\$77,263.90</b>	<b>\$77,263.90</b>	<b>\$77,263.90</b>	<b>\$77,087.18</b>	<b>\$133,969.14</b>
231000	Productos alimenticios, agropecuarios y	\$0.00	\$6,666.64	\$6,666.64	\$1,656.00	\$1,656.00	\$1,656.00	\$1,656.00	\$5,010.64
231004	Productos de madera	\$0.00	\$6,666.64	\$6,666.64	\$1,656.00	\$1,656.00	\$1,656.00	\$1,656.00	\$5,010.64
234000	Combustibles, lubricantes, aditivos, carbón y	\$72,566.32	\$132,000.08	\$204,566.40	\$75,607.90	\$75,607.90	\$75,607.90	\$75,431.18	\$128,958.50
234001	Combustibles, lubricantes y aditivos,	\$72,566.32	\$132,000.08	\$204,566.40	\$75,607.90	\$75,607.90	\$75,607.90	\$75,431.18	\$128,958.50
<b>240000</b>	<b>Materiales y artículos de construcción y de</b>	<b>\$1,552,733.45</b>	<b>\$1,460,666.80</b>	<b>\$3,013,400.25</b>	<b>\$2,595,602.10</b>	<b>\$2,595,602.10</b>	<b>\$2,533,587.10</b>	<b>\$2,425,741.60</b>	<b>\$417,798.15</b>
241000	Productos minerales no metálicos	\$178,090.60	\$66,666.64	\$244,757.24	\$211,050.00	\$211,050.00	\$211,050.00	\$192,400.00	\$33,707.24
241001	Productos minerales no metálicos	\$178,090.60	\$66,666.64	\$244,757.24	\$211,050.00	\$211,050.00	\$211,050.00	\$192,400.00	\$33,707.24
242000	Cemento y productos de concreto	\$361,680.00	\$0.00	\$361,680.00	\$264,923.47	\$264,923.47	\$264,923.47	\$239,526.92	\$96,756.53
242001	Cemento y productos de concreto	\$361,680.00	\$0.00	\$361,680.00	\$264,923.47	\$264,923.47	\$264,923.47	\$239,526.92	\$96,756.53
243000	Cal, yeso y productos de yeso	\$9,354.27	\$0.00	\$9,354.27	\$1,142.24	\$1,142.24	\$1,142.24	\$366.38	\$8,212.03
243001	Cal, yeso y productos de yeso	\$9,354.27	\$0.00	\$9,354.27	\$1,142.24	\$1,142.24	\$1,142.24	\$366.38	\$8,212.03
244000	Madera y productos de madera	\$29,977.88	\$0.00	\$29,977.88	\$5,325.24	\$5,325.24	\$5,325.24	\$5,325.24	\$24,652.64
244001	Madera y productos de madera	\$29,977.88	\$0.00	\$29,977.88	\$5,325.24	\$5,325.24	\$5,325.24	\$5,325.24	\$24,652.64
245000	Vidrio y productos de vidrio	\$0.00	\$4,000.00	\$4,000.00	\$4,466.90	\$4,466.90	\$4,466.90	\$4,466.90	-\$466.90
245001	Vidrio y productos de vidrio	\$0.00	\$4,000.00	\$4,000.00	\$4,466.90	\$4,466.90	\$4,466.90	\$4,466.90	-\$466.90
246000	Material eléctrico y electrónico	\$18,541.00	\$100,000.08	\$118,541.08	\$52,269.95	\$52,269.95	\$52,269.95	\$52,218.22	\$66,271.13
246001	Material Eléctrico	\$18,541.00	\$46,666.72	\$65,207.72	\$52,269.95	\$52,269.95	\$52,269.95	\$52,218.22	\$12,937.77
246002	Material Electrónico	\$0.00	\$53,333.36	\$53,333.36	\$0.00	\$0.00	\$0.00	\$0.00	\$53,333.36
247000	Artículos metálicos para la construcción	\$105,634.06	\$196,666.72	\$302,300.78	\$257,233.25	\$257,233.25	\$257,233.25	\$244,431.53	\$45,067.53
247001	Artículos metálicos para la construcción	\$105,634.06	\$196,666.72	\$302,300.78	\$257,233.25	\$257,233.25	\$257,233.25	\$244,431.53	\$45,067.53
249000	Otros materiales y artículos de construcción y	\$849,455.64	\$1,093,333.36	\$1,942,789.00	\$1,799,191.05	\$1,799,191.05	\$1,737,176.05	\$1,687,006.41	\$143,597.95
249001	Otros materiales y artículos de construcción y	\$849,455.64	\$1,093,333.36	\$1,942,789.00	\$1,799,191.05	\$1,799,191.05	\$1,737,176.05	\$1,687,006.41	\$143,597.95
<b>250000</b>	<b>Productos químicos, farmacéuticos y de</b>	<b>\$715,936.41</b>	<b>\$0.00</b>	<b>\$715,936.41</b>	<b>\$442,225.30</b>	<b>\$442,225.30</b>	<b>\$442,225.30</b>	<b>\$361,837.30</b>	<b>\$273,711.11</b>
256000	Fibras sintéticas, hules, plásticos y derivados	\$90.52	\$0.00	\$90.52	\$0.00	\$0.00	\$0.00	\$0.00	\$90.52
256001	Fibras sintéticas, hules, plásticos y derivados	\$90.52	\$0.00	\$90.52	\$0.00	\$0.00	\$0.00	\$0.00	\$90.52
259000	Otros productos químicos	\$715,845.89	\$0.00	\$715,845.89	\$442,225.30	\$442,225.30	\$442,225.30	\$361,837.30	\$273,620.59



*[Handwritten signature]*

*[Handwritten signature]*

259001	Otros productos químicos	\$715,845.89	\$0.00	\$715,845.89	\$442,225.30	\$442,225.30	\$442,225.30	\$361,837.30	\$273,620.59
<b>260000</b>	<b>Combustibles, lubricantes y aditivos</b>	<b>\$1,624,802.01</b>	<b>\$733,333.28</b>	<b>\$2,358,135.29</b>	<b>\$2,083,372.91</b>	<b>\$2,083,372.91</b>	<b>\$2,083,372.91</b>	<b>\$2,171,487.96</b>	<b>\$274,762.38</b>
261000	Combustibles, lubricantes y aditivos	\$1,624,802.01	\$733,333.28	\$2,358,135.29	\$2,083,372.91	\$2,083,372.91	\$2,083,372.91	\$2,171,487.96	\$274,762.38
261001	Combustibles y Lubricantes vehiculos y equipos	\$1,624,802.01	\$733,333.28	\$2,358,135.29	\$2,083,372.91	\$2,083,372.91	\$2,083,372.91	\$2,171,487.96	\$274,762.38
<b>270000</b>	<b>Vestuario, blancos, prendas de protección y</b>	<b>\$168,223.50</b>	<b>\$198,666.72</b>	<b>\$366,890.22</b>	<b>\$200,778.92</b>	<b>\$200,778.92</b>	<b>\$200,778.92</b>	<b>\$199,912.54</b>	<b>\$166,111.30</b>
271000	Vestuario y uniformes	\$60,055.02	\$86,666.64	\$146,721.66	\$91,398.45	\$91,398.45	\$91,398.45	\$91,398.45	\$55,323.21
271001	Vestuario, Uniformes	\$60,055.02	\$86,666.64	\$146,721.66	\$91,398.45	\$91,398.45	\$91,398.45	\$91,398.45	\$55,323.21
272000	Prendas de seguridad y protección personal	\$108,168.48	\$112,000.08	\$220,168.56	\$109,380.47	\$109,380.47	\$109,380.47	\$108,514.09	\$110,788.09
272001	Prendas de Protección	\$108,168.48	\$112,000.08	\$220,168.56	\$109,380.47	\$109,380.47	\$109,380.47	\$108,514.09	\$110,788.09
<b>290000</b>	<b>Herramientas, refacciones y accesorios</b>	<b>\$626,882.80</b>	<b>\$709,799.68</b>	<b>\$1,336,682.48</b>	<b>\$816,156.55</b>	<b>\$816,156.55</b>	<b>\$816,156.55</b>	<b>\$793,307.15</b>	<b>\$520,525.93</b>
291000	Herramientas menores	\$138,504.18	\$206,666.72	\$345,170.90	\$152,267.82	\$152,267.82	\$152,267.82	\$143,644.91	\$192,903.08
291001	Herramientas Menores	\$138,504.18	\$206,666.72	\$345,170.90	\$152,267.82	\$152,267.82	\$152,267.82	\$143,644.91	\$192,903.08
292000	Refacciones y accesorios menores de edificios	\$4,593.67	\$64,000.00	\$68,593.67	\$26,644.40	\$26,644.40	\$26,644.40	\$25,489.39	\$41,949.27
292001	Refacciones y accesorios menores de edificios	\$4,593.67	\$64,000.00	\$68,593.67	\$26,644.40	\$26,644.40	\$26,644.40	\$25,489.39	\$41,949.27
294000	Refacciones y accesorios menores de equipo	\$14,750.10	\$33,333.36	\$48,083.46	\$10,121.98	\$10,121.98	\$10,121.98	\$10,121.98	\$37,961.48
294001	Refacciones y accesorios menores de equipo	\$14,750.10	\$33,333.36	\$48,083.46	\$10,121.98	\$10,121.98	\$10,121.98	\$10,121.98	\$37,961.48
296000	Refacciones y accesorios menores de equipo	\$413,580.10	\$241,232.32	\$654,812.42	\$454,098.07	\$454,098.07	\$454,098.07	\$441,056.59	\$200,714.35
296001	Refacciones	\$413,580.10	\$241,232.32	\$654,812.42	\$454,098.07	\$454,098.07	\$454,098.07	\$441,056.59	\$200,714.35
298000	Refacciones y accesorios menores de	\$55,454.75	\$66,666.64	\$122,121.39	\$89,640.05	\$89,640.05	\$89,640.05	\$89,610.05	\$32,481.34
298001	Refacciones y accesorios menores de	\$55,454.75	\$66,666.64	\$122,121.39	\$89,640.05	\$89,640.05	\$89,640.05	\$89,610.05	\$32,481.34
299000	Refacciones y accesorios menores otros bienes	\$0.00	\$97,900.64	\$97,900.64	\$83,384.23	\$83,384.23	\$83,384.23	\$83,384.23	\$14,516.41
299001	Refacciones y accesorios menores de equipos	\$0.00	\$97,900.64	\$97,900.64	\$83,384.23	\$83,384.23	\$83,384.23	\$83,384.23	\$14,516.41
<b>300000</b>	<b>SERVICIOS GENERALES</b>	<b>\$31,017,571.56</b>	<b>\$13,149,211.36</b>	<b>\$44,166,782.92</b>	<b>\$36,363,997.58</b>	<b>\$36,363,997.58</b>	<b>\$36,363,997.58</b>	<b>\$36,042,367.65</b>	<b>\$7,802,785.34</b>
<b>310000</b>	<b>Servicios básicos</b>	<b>\$20,093,485.87</b>	<b>\$4,802,000.00</b>	<b>\$24,895,485.87</b>	<b>\$22,131,372.22</b>	<b>\$22,131,372.22</b>	<b>\$22,131,372.22</b>	<b>\$22,131,372.87</b>	<b>\$2,764,113.65</b>
311000	Energía eléctrica	\$20,054,321.39	\$4,666,666.64	\$24,720,988.03	\$22,050,907.70	\$22,050,907.70	\$22,050,907.70	\$22,050,907.70	\$2,670,080.33
311001	Servicio de Energía Eléctrica	\$20,054,321.39	\$4,666,666.64	\$24,720,988.03	\$22,050,907.70	\$22,050,907.70	\$22,050,907.70	\$22,050,907.70	\$2,670,080.33
312000	Gas	\$15,804.28	\$70,000.00	\$85,804.28	\$38,166.69	\$38,166.69	\$38,166.69	\$38,167.34	\$47,637.59
312001	Gas	\$15,804.28	\$70,000.00	\$85,804.28	\$38,166.69	\$38,166.69	\$38,166.69	\$38,167.34	\$47,637.59
314000	Telefonía tradicional	\$21,060.20	\$21,333.36	\$42,393.56	\$21,611.07	\$21,611.07	\$21,611.07	\$21,611.07	\$20,782.49
314001	Servicio Telefónico Tradicional	\$21,060.20	\$21,333.36	\$42,393.56	\$21,611.07	\$21,611.07	\$21,611.07	\$21,611.07	\$20,782.49
315000	Telefonía celular	\$1,800.00	\$6,666.64	\$8,466.64	\$1,767.22	\$1,767.22	\$1,767.22	\$1,767.22	\$6,699.42
315001	Servicio de Telefonía Celular	\$1,800.00	\$6,666.64	\$8,466.64	\$1,767.22	\$1,767.22	\$1,767.22	\$1,767.22	\$6,699.42
317000	Servicios de acceso de Internet, redes y	\$0.00	\$24,000.00	\$24,000.00	\$18,123.19	\$18,123.19	\$18,123.19	\$18,123.19	\$5,876.81
317001	Servicios de Conducción de Señales Analógicas	\$0.00	\$24,000.00	\$24,000.00	\$18,123.19	\$18,123.19	\$18,123.19	\$18,123.19	\$5,876.81
318000	Servicios postales y telegráficos	\$350.00	\$13,333.36	\$13,683.36	\$796.35	\$796.35	\$796.35	\$796.35	\$12,887.01
318001	Servicio Postal	\$350.00	\$13,333.36	\$13,683.36	\$796.35	\$796.35	\$796.35	\$796.35	\$12,887.01



*[Handwritten signature]*

*[Handwritten signature]*

319000	Servicios integrales y otros servicios	\$150.00	\$0.00	\$150.00	\$0.00	\$0.00	\$0.00	\$0.00	\$150.00
319001	Servicios integrales y otros servicios	\$150.00	\$0.00	\$150.00	\$0.00	\$0.00	\$0.00	\$0.00	\$150.00
<b>320000</b>	<b>Servicios de arrendamiento</b>	<b>\$147,896.26</b>	<b>\$2,211,000.16</b>	<b>\$2,358,896.42</b>	<b>\$2,139,404.03</b>	<b>\$2,139,404.03</b>	<b>\$2,139,404.03</b>	<b>\$2,078,104.03</b>	<b>\$219,492.39</b>
323000	Arrendamiento de mobiliario y equipo de	\$0.00	\$4,333.36	\$4,333.36	\$2,016.35	\$2,016.35	\$2,016.35	\$2,016.35	\$2,317.01
323001	Arrendamiento de Equipo y Bienes Informáticos	\$0.00	\$4,333.36	\$4,333.36	\$2,016.35	\$2,016.35	\$2,016.35	\$2,016.35	\$2,317.01
325000	Arrendamiento de equipo de transporte	\$50,000.00	\$1,346,666.72	\$1,396,666.72	\$1,308,937.92	\$1,308,937.92	\$1,308,937.92	\$1,308,937.92	\$87,728.80
325001	Servicios de arrendamiento de vehículos y	\$50,000.00	\$1,346,666.72	\$1,396,666.72	\$1,308,937.92	\$1,308,937.92	\$1,308,937.92	\$1,308,937.92	\$87,728.80
326000	Arrendamiento de maquinaria, otros equipos y	\$66,136.26	\$830,000.08	\$896,136.34	\$812,946.40	\$812,946.40	\$812,946.40	\$751,646.40	\$83,189.94
326001	Arrendamiento de Maquinaria y Equipo	\$66,136.26	\$830,000.08	\$896,136.34	\$812,946.40	\$812,946.40	\$812,946.40	\$751,646.40	\$83,189.94
327000	Arrendamiento de activos intangibles	\$11,160.00	\$12,000.00	\$23,160.00	\$10,853.36	\$10,853.36	\$10,853.36	\$10,853.36	\$12,306.64
327001	Arrendamiento de activos intangibles	\$11,160.00	\$12,000.00	\$23,160.00	\$10,853.36	\$10,853.36	\$10,853.36	\$10,853.36	\$12,306.64
329000	Otros arrendamientos	\$20,600.00	\$18,000.00	\$38,600.00	\$4,650.00	\$4,650.00	\$4,650.00	\$4,650.00	\$33,950.00
329001	Otros arrendamientos	\$20,600.00	\$18,000.00	\$38,600.00	\$4,650.00	\$4,650.00	\$4,650.00	\$4,650.00	\$33,950.00
<b>330000</b>	<b>Servicios profesionales, científicos, técnicos y</b>	<b>\$841,820.03</b>	<b>\$2,035,333.44</b>	<b>\$2,877,153.47</b>	<b>\$2,713,328.92</b>	<b>\$2,713,328.92</b>	<b>\$2,713,328.92</b>	<b>\$2,713,328.92</b>	<b>\$163,824.55</b>
331000	Servicios legales, de contabilidad, auditoría y	\$83,517.33	\$633,333.36	\$716,850.69	\$773,206.75	\$773,206.75	\$773,206.75	\$773,206.75	-\$56,356.06
331001	Servicios legales	\$83,517.33	\$0.00	\$83,517.33	\$18,500.00	\$18,500.00	\$18,500.00	\$18,500.00	\$65,017.33
331002	Servicios de contabilidad, auditoría y servicios	\$0.00	\$633,333.36	\$633,333.36	\$754,706.75	\$754,706.75	\$754,706.75	\$754,706.75	-\$121,373.39
334000	Servicios de capacitación	\$89,830.50	\$0.00	\$89,830.50	\$0.00	\$0.00	\$0.00	\$0.00	\$89,830.50
334001	Capacitación	\$89,830.50	\$0.00	\$89,830.50	\$0.00	\$0.00	\$0.00	\$0.00	\$89,830.50
336000	Servicios de apoyo administrativo, fotocopiado e	\$62,892.00	\$116,666.72	\$179,558.72	\$175,875.04	\$175,875.04	\$175,875.04	\$175,875.04	\$3,683.68
336001	Servicios de apoyo administrativo, fotocopiado e	\$62,892.00	\$116,666.72	\$179,558.72	\$175,875.04	\$175,875.04	\$175,875.04	\$175,875.04	\$3,683.68
338000	Servicios de vigilancia	\$1,200.00	\$0.00	\$1,200.00	\$980.00	\$980.00	\$980.00	\$980.00	\$220.00
338001	Servicios de Vigilancia	\$1,200.00	\$0.00	\$1,200.00	\$980.00	\$980.00	\$980.00	\$980.00	\$220.00
339000	Servicios profesionales, científicos y técnicos	\$604,380.20	\$1,285,333.36	\$1,889,713.56	\$1,763,267.13	\$1,763,267.13	\$1,763,267.13	\$1,763,267.13	\$126,446.43
339001	Estudios e Investigaciones	\$292,500.00	\$200,000.00	\$492,500.00	\$260,879.05	\$260,879.05	\$260,879.05	\$260,879.05	\$231,620.95
339003	Prestación de Servicios Profesionales	\$311,880.20	\$1,085,333.36	\$1,397,213.56	\$1,502,388.08	\$1,502,388.08	\$1,502,388.08	\$1,502,388.08	-\$105,174.52
<b>340000</b>	<b>Servicios financieros, bancarios y</b>	<b>\$344,267.55</b>	<b>\$371,000.08</b>	<b>\$715,267.63</b>	<b>\$612,422.29</b>	<b>\$612,422.29</b>	<b>\$612,422.29</b>	<b>\$380,026.94</b>	<b>\$102,845.34</b>
341000	Servicios financieros y bancarios	\$160,002.20	\$33,333.36	\$193,335.56	\$171,401.05	\$171,401.05	\$171,401.05	\$171,401.05	\$21,934.51
341001	Intereses, Descuentos, y otros Servicios	\$160,002.20	\$33,333.36	\$193,335.56	\$171,401.05	\$171,401.05	\$171,401.05	\$171,401.05	\$21,934.51
345000	Seguro de bienes patrimoniales	\$163,760.35	\$250,000.00	\$413,760.35	\$364,172.98	\$364,172.98	\$364,172.98	\$131,777.63	\$49,587.37
345001	Seguros	\$163,760.35	\$250,000.00	\$413,760.35	\$364,172.98	\$364,172.98	\$364,172.98	\$131,777.63	\$49,587.37
347000	Fletes y maniobras	\$20,505.00	\$87,666.72	\$108,171.72	\$76,848.26	\$76,848.26	\$76,848.26	\$76,848.26	\$31,323.46
347001	Fletes y Maniobras	\$20,505.00	\$87,666.72	\$108,171.72	\$76,848.26	\$76,848.26	\$76,848.26	\$76,848.26	\$31,323.46
<b>350000</b>	<b>Servicios de instalación, reparación,</b>	<b>\$3,141,034.95</b>	<b>\$1,357,066.64</b>	<b>\$4,498,101.59</b>	<b>\$3,432,800.08</b>	<b>\$3,432,800.08</b>	<b>\$3,432,800.08</b>	<b>\$3,424,865.01</b>	<b>\$1,065,301.51</b>
351000	Conservación y mantenimiento menor de	\$27,000.00	\$10,000.00	\$37,000.00	\$1,982.76	\$1,982.76	\$1,982.76	\$1,982.76	\$35,017.24
351001	Conservación y mantenimiento menor de	\$27,000.00	\$10,000.00	\$37,000.00	\$1,982.76	\$1,982.76	\$1,982.76	\$1,982.76	\$35,017.24

SECRETARÍA DE ECONOMÍA  
 DIRECCIÓN GENERAL DE IMPUESTOS EXTERNOS  
 MUNICIPIO DE TULA, HIDALGO, MEXICO  
 2020-2021  
 TULA, HIDALGO, MEXICO

352000	Instalación, reparación y mantenimiento de	\$7,500.00	\$0.00	\$7,500.00	\$0.00	\$0.00	\$0.00	\$0.00	\$7,500.00
352001	Mantenimiento de Mobiliario y Equipo de	\$6,000.00	\$0.00	\$6,000.00	\$0.00	\$0.00	\$0.00	\$0.00	\$6,000.00
352002	Mantenimiento de Equipo y Aparatos de	\$1,500.00	\$0.00	\$1,500.00	\$0.00	\$0.00	\$0.00	\$0.00	\$1,500.00
353000	Instalación, reparación y mantenimiento de	\$7,750.40	\$16,666.72	\$24,417.12	\$5,795.21	\$5,795.21	\$5,795.21	\$5,795.21	\$18,621.91
353001	Mantenimiento de bienes informáticos	\$7,750.40	\$16,666.72	\$24,417.12	\$5,795.21	\$5,795.21	\$5,795.21	\$5,795.21	\$18,621.91
355000	Reparación y mantenimiento de equipo de	\$289,988.13	\$656,666.64	\$946,654.77	\$880,834.04	\$880,834.04	\$880,834.04	\$875,548.97	\$65,820.73
355001	Mantenimiento de Vehículos	\$289,988.13	\$656,666.64	\$946,654.77	\$880,834.04	\$880,834.04	\$880,834.04	\$875,548.97	\$65,820.73
357000	Instalación, reparación y mantenimiento de	\$2,551,696.42	\$563,733.28	\$3,115,429.70	\$2,325,636.79	\$2,325,636.79	\$2,325,636.79	\$2,322,986.79	\$789,792.91
357001	Mantenimiento de Maquinaria y Equipo	\$22,500.00	\$78,000.00	\$100,500.00	\$50,002.07	\$50,002.07	\$50,002.07	\$49,752.07	\$50,497.93
357002	Mantenimiento e Instalación de Equipos y	\$1,929,196.42	\$467,866.64	\$2,397,063.06	\$2,241,203.66	\$2,241,203.66	\$2,241,203.66	\$2,238,803.66	\$155,859.40
357004	Mantenimiento, instalación, reparación y de	\$600,000.00	\$10,000.00	\$610,000.00	\$34,431.06	\$34,431.06	\$34,431.06	\$34,431.06	\$575,568.94
357005	Mantenimiento de equipo de topografía	\$0.00	\$7,866.64	\$7,866.64	\$0.00	\$0.00	\$0.00	\$0.00	\$7,866.64
358000	Servicios de limpieza y manejo de desechos	\$235,600.00	\$110,000.00	\$345,600.00	\$218,551.28	\$218,551.28	\$218,551.28	\$218,551.28	\$127,048.72
358001	Servicio de limpieza y manejo de desechos	\$235,600.00	\$0.00	\$235,600.00	\$114,400.00	\$114,400.00	\$114,400.00	\$114,400.00	\$121,200.00
358002	Sanitización, limpieza y desinfección	\$0.00	\$110,000.00	\$110,000.00	\$104,151.28	\$104,151.28	\$104,151.28	\$104,151.28	\$5,848.72
359000	Servicios de jardinería y fumigación	\$21,500.00	\$0.00	\$21,500.00	\$0.00	\$0.00	\$0.00	\$0.00	\$21,500.00
359001	Servicios de jardinería y fumigación	\$21,500.00	\$0.00	\$21,500.00	\$0.00	\$0.00	\$0.00	\$0.00	\$21,500.00
<b>360000</b>	<b>Servicios de comunicación social y publicidad</b>	<b>\$1,620,000.00</b>	<b>\$0.00</b>	<b>\$1,620,000.00</b>	<b>\$752,344.85</b>	<b>\$752,344.85</b>	<b>\$752,344.85</b>	<b>\$732,344.85</b>	<b>\$867,655.15</b>
361000	Difusión por radio, televisión y otros medios de	\$1,566,400.00	\$0.00	\$1,566,400.00	\$752,344.85	\$752,344.85	\$752,344.85	\$732,344.85	\$814,055.15
361001	Difusión de programas y actividades	\$1,565,400.00	\$0.00	\$1,565,400.00	\$752,344.85	\$752,344.85	\$752,344.85	\$732,344.85	\$813,055.15
361002	Impresiones y Publicaciones Oficiales	\$1,000.00	\$0.00	\$1,000.00	\$0.00	\$0.00	\$0.00	\$0.00	\$1,000.00
362000	Difusión por radio, televisión y otros medios de	\$53,600.00	\$0.00	\$53,600.00	\$0.00	\$0.00	\$0.00	\$0.00	\$53,600.00
362001	Difusión por radio, televisión y otros medios de	\$53,600.00	\$0.00	\$53,600.00	\$0.00	\$0.00	\$0.00	\$0.00	\$53,600.00
<b>370000</b>	<b>Servicios de traslado y viáticos</b>	<b>\$46,545.72</b>	<b>\$36,767.76</b>	<b>\$83,313.48</b>	<b>\$24,183.15</b>	<b>\$24,183.15</b>	<b>\$24,183.15</b>	<b>\$24,183.15</b>	<b>\$59,130.33</b>
374000	Autotransporte	\$5,259.53	\$0.00	\$5,259.53	\$0.00	\$0.00	\$0.00	\$0.00	\$5,259.53
374001	Autotransporte	\$5,259.53	\$0.00	\$5,259.53	\$0.00	\$0.00	\$0.00	\$0.00	\$5,259.53
375000	Viáticos en el país	\$24,681.39	\$36,767.76	\$61,449.15	\$24,183.15	\$24,183.15	\$24,183.15	\$24,183.15	\$37,266.00
375001	Viáticos en el país	\$24,681.39	\$36,767.76	\$61,449.15	\$24,183.15	\$24,183.15	\$24,183.15	\$24,183.15	\$37,266.00
379000	Otros servicios de traslado y hospedaje	\$16,604.80	\$0.00	\$16,604.80	\$0.00	\$0.00	\$0.00	\$0.00	\$16,604.80
379001	Otros servicios de traslado y hospedaje	\$16,604.80	\$0.00	\$16,604.80	\$0.00	\$0.00	\$0.00	\$0.00	\$16,604.80
<b>380000</b>	<b>Servicios oficiales</b>	<b>\$66,600.00</b>	<b>\$33,333.36</b>	<b>\$99,933.36</b>	<b>\$33,449.69</b>	<b>\$33,449.69</b>	<b>\$33,449.69</b>	<b>\$33,449.53</b>	<b>\$66,483.67</b>
382000	Gastos de orden social y cultural	\$66,600.00	\$33,333.36	\$99,933.36	\$33,449.69	\$33,449.69	\$33,449.69	\$33,449.53	\$66,483.67
382001	Gastos de orden social	\$16,000.00	\$33,333.36	\$49,333.36	\$30,286.40	\$30,286.40	\$30,286.40	\$30,286.24	\$19,046.96
382002	Eventos Culturales	\$50,600.00	\$0.00	\$50,600.00	\$3,163.29	\$3,163.29	\$3,163.29	\$3,163.29	\$47,436.71
<b>390000</b>	<b>Otros servicios generales</b>	<b>\$4,715,921.18</b>	<b>\$2,302,709.92</b>	<b>\$7,018,631.10</b>	<b>\$4,524,692.35</b>	<b>\$4,524,692.35</b>	<b>\$4,524,692.35</b>	<b>\$4,524,692.35</b>	<b>\$2,493,938.75</b>
391000	Servicios funerarios y de cementerios	\$69,000.00	\$4,000.00	\$73,000.00	\$21,280.00	\$21,280.00	\$21,280.00	\$21,280.00	\$51,720.00
391001	Servicios funerarios y de cementerios	\$69,000.00	\$4,000.00	\$73,000.00	\$21,280.00	\$21,280.00	\$21,280.00	\$21,280.00	\$51,720.00

AYUNTAMIENTO DEL MUNICIPIO DE TLANCOYUGO DE BRAVO, HGO.

392000	Impuestos y derechos	\$4,284,521.18	\$1,832,043.28	\$6,116,564.46	\$3,621,912.42	\$3,621,912.42	\$3,621,912.42	\$3,621,912.42	\$2,494,652.04
392005	Pago de otros impuestos	\$2,300.00	\$33,333.28	\$35,633.28	\$17,371.42	\$17,371.42	\$17,371.42	\$17,371.42	\$18,261.86
392006	Pago de derechos	\$4,282,221.18	\$1,798,710.00	\$6,080,931.18	\$3,604,541.00	\$3,604,541.00	\$3,604,541.00	\$3,604,541.00	\$2,476,390.18
394000	Sentencias y resoluciones por autoridad	\$362,400.00	\$466,666.64	\$829,066.64	\$881,499.93	\$881,499.93	\$881,499.93	\$881,499.93	-\$52,433.29
394001	Gastos Derivados de una Resolución Judicial	\$362,400.00	\$466,666.64	\$829,066.64	\$881,499.93	\$881,499.93	\$881,499.93	\$881,499.93	-\$52,433.29
<b>400000</b>	<b>TRANSFERENCIAS, ASIGNACIONES,</b>	<b>\$768,264.00</b>	<b>\$0.00</b>	<b>\$768,264.00</b>	<b>\$562,859.00</b>	<b>\$562,859.00</b>	<b>\$562,859.00</b>	<b>\$562,859.00</b>	<b>\$205,405.00</b>
<b>450000</b>	<b>Pensiones y jubilaciones</b>	<b>\$768,264.00</b>	<b>\$0.00</b>	<b>\$768,264.00</b>	<b>\$562,859.00</b>	<b>\$562,859.00</b>	<b>\$562,859.00</b>	<b>\$562,859.00</b>	<b>\$205,405.00</b>
451000	Pensiones	\$768,264.00	\$0.00	\$768,264.00	\$562,859.00	\$562,859.00	\$562,859.00	\$562,859.00	\$205,405.00
451001	Pensiones	\$768,264.00	\$0.00	\$768,264.00	\$562,859.00	\$562,859.00	\$562,859.00	\$562,859.00	\$205,405.00
<b>500000</b>	<b>BIENES MUEBLES, INMUEBLES E</b>	<b>\$439,130.00</b>	<b>\$1,545,300.96</b>	<b>\$1,984,430.96</b>	<b>\$1,497,147.41</b>	<b>\$1,497,147.41</b>	<b>\$1,497,147.41</b>	<b>\$1,493,793.96</b>	<b>\$487,283.55</b>
<b>510000</b>	<b>Mobiliario y equipo de administración</b>	<b>\$148,600.00</b>	<b>\$113,246.00</b>	<b>\$261,846.00</b>	<b>\$118,817.41</b>	<b>\$118,817.41</b>	<b>\$118,817.41</b>	<b>\$115,463.96</b>	<b>\$143,028.59</b>
511000	Muebles de oficina y estantería	\$17,700.00	\$36,579.28	\$54,279.28	\$43,558.11	\$43,558.11	\$43,558.11	\$40,204.66	\$10,721.17
511001	Muebles de oficina y estantería	\$17,700.00	\$36,579.28	\$54,279.28	\$43,558.11	\$43,558.11	\$43,558.11	\$40,204.66	\$10,721.17
515000	Equipo de cómputo y de tecnología de la	\$130,900.00	\$76,666.72	\$207,566.72	\$75,259.30	\$75,259.30	\$75,259.30	\$75,259.30	\$132,307.42
515001	Bienes informáticos	\$130,900.00	\$76,666.72	\$207,566.72	\$75,259.30	\$75,259.30	\$75,259.30	\$75,259.30	\$132,307.42
<b>520000</b>	<b>Mobiliario y equipo educacional y recreativo</b>	<b>\$8,580.00</b>	<b>\$13,333.28</b>	<b>\$21,913.28</b>	<b>\$10,255.00</b>	<b>\$10,255.00</b>	<b>\$10,255.00</b>	<b>\$10,255.00</b>	<b>\$11,658.28</b>
521000	Equipos y aparatos audiovisuales	\$8,580.00	\$0.00	\$8,580.00	\$0.00	\$0.00	\$0.00	\$0.00	\$8,580.00
521001	Equipos y aparatos audiovisuales	\$8,580.00	\$0.00	\$8,580.00	\$0.00	\$0.00	\$0.00	\$0.00	\$8,580.00
523000	Cámaras fotográficas y de video	\$0.00	\$13,333.28	\$13,333.28	\$10,255.00	\$10,255.00	\$10,255.00	\$10,255.00	\$3,078.28
523001	Cámaras fotográficas y de video	\$0.00	\$13,333.28	\$13,333.28	\$10,255.00	\$10,255.00	\$10,255.00	\$10,255.00	\$3,078.28
<b>540000</b>	<b>Vehículos y equipo de transporte</b>	<b>\$35,800.00</b>	<b>\$66,666.64</b>	<b>\$102,466.64</b>	<b>\$64,880.59</b>	<b>\$64,880.59</b>	<b>\$64,880.59</b>	<b>\$64,880.59</b>	<b>\$37,586.05</b>
541000	Vehiculos y equipo terrestre	\$0.00	\$66,666.64	\$66,666.64	\$47,640.07	\$47,640.07	\$47,640.07	\$47,640.07	\$19,026.57
541001	Vehículos y Equipo Terrestre	\$0.00	\$66,666.64	\$66,666.64	\$47,640.07	\$47,640.07	\$47,640.07	\$47,640.07	\$19,026.57
549000	Otros equipos de transporte	\$35,800.00	\$0.00	\$35,800.00	\$17,240.52	\$17,240.52	\$17,240.52	\$17,240.52	\$18,559.48
549001	Otros equipos de transporte	\$35,800.00	\$0.00	\$35,800.00	\$17,240.52	\$17,240.52	\$17,240.52	\$17,240.52	\$18,559.48
<b>560000</b>	<b>Maquinaria, otros equipos y herramientas</b>	<b>\$130,500.00</b>	<b>\$1,352,055.04</b>	<b>\$1,482,555.04</b>	<b>\$1,303,194.41</b>	<b>\$1,303,194.41</b>	<b>\$1,303,194.41</b>	<b>\$1,303,194.41</b>	<b>\$179,360.63</b>
563000	Maquinaria y equipo de construcción	\$0.00	\$56,206.88	\$56,206.88	\$84,310.34	\$84,310.34	\$84,310.34	\$84,310.34	-\$28,103.46
563001	Equipo de Construcción	\$0.00	\$56,206.88	\$56,206.88	\$84,310.34	\$84,310.34	\$84,310.34	\$84,310.34	-\$28,103.46
564000	Sistemas de aire acondicionado, calefacción y	\$30,500.00	\$0.00	\$30,500.00	\$0.00	\$0.00	\$0.00	\$0.00	\$30,500.00
564001	Sistemas de aire acondicionado, calefacción y	\$30,500.00	\$0.00	\$30,500.00	\$0.00	\$0.00	\$0.00	\$0.00	\$30,500.00
566000	Equipos de generación eléctrica, aparatos y	\$0.00	\$1,121,928.72	\$1,121,928.72	\$1,004,764.45	\$1,004,764.45	\$1,004,764.45	\$1,004,764.45	\$117,164.27
566001	Equipos de generación eléctrica, aparatos y	\$0.00	\$1,121,928.72	\$1,121,928.72	\$1,004,764.45	\$1,004,764.45	\$1,004,764.45	\$1,004,764.45	\$117,164.27
567000	Herramientas y máquinas-herramienta	\$100,000.00	\$46,666.72	\$146,666.72	\$105,740.52	\$105,740.52	\$105,740.52	\$105,740.52	\$40,926.20
567001	Herramientas y Máquinas-Herramientas	\$100,000.00	\$46,666.72	\$146,666.72	\$105,740.52	\$105,740.52	\$105,740.52	\$105,740.52	\$40,926.20
569000	Otros equipos	\$0.00	\$127,252.72	\$127,252.72	\$108,379.10	\$108,379.10	\$108,379.10	\$108,379.10	\$18,873.62
569001	Otros equipos	\$0.00	\$127,252.72	\$127,252.72	\$108,379.10	\$108,379.10	\$108,379.10	\$108,379.10	\$18,873.62

COMISION DE TRABAJO  
ALCANTARA DE TRUJILLO  
MUNICIPIO DE TRUJILLO  
DEPARTAMENTO DE  
CINCO DE BRAVO, HGO.

590000	Activos intangibles	\$115,650.00	\$0.00	\$115,650.00	\$0.00	\$0.00	\$0.00	\$0.00	\$115,650.00
599000	Otros activos intangibles	\$115,650.00	\$0.00	\$115,650.00	\$0.00	\$0.00	\$0.00	\$0.00	\$115,650.00
599001	Otros activos intangibles	\$115,650.00	\$0.00	\$115,650.00	\$0.00	\$0.00	\$0.00	\$0.00	\$115,650.00
900000	<b>DEUDA PUBLICA</b>	<b>\$122,010.41</b>	<b>\$0.00</b>	<b>\$122,010.41</b>	<b>\$0.00</b>	<b>\$0.00</b>	<b>\$0.00</b>	<b>\$0.00</b>	<b>\$122,010.41</b>
990000	Adeudos de ejercicios fiscales anteriores	\$122,010.41	\$0.00	\$122,010.41	\$0.00	\$0.00	\$0.00	\$0.00	\$122,010.41
991000	ADEFAS	\$122,010.41	\$0.00	\$122,010.41	\$0.00	\$0.00	\$0.00	\$0.00	\$122,010.41
991001	Adeudos de ejercicios fiscales anteriores	\$122,010.41	\$0.00	\$122,010.41	\$0.00	\$0.00	\$0.00	\$0.00	\$122,010.41
<b>Total</b>		<b>\$62,511,750.00</b>	<b>\$19,406,978.64</b>	<b>\$81,918,728.64</b>	<b>\$62,451,582.72</b>	<b>\$62,451,582.72</b>	<b>\$62,389,567.72</b>	<b>\$61,940,574.06</b>	<b>\$19,467,145.92</b>

Page 7

"Bajo protesta de decir verdad declaramos que las cifras contenidas en este estado financiero son veraces y contienen toda la información referente a la situación y/o los resultados de la Comisión de Agua y Alcantarillado del Municipio de Tulancingo de Bravo, afirmando ser legalmente responsables de la autenticidad y veracidad de las mismas, y asimismo asumimos la responsabilidad derivada de cualquier declaración en falso sobre las mismas"

\_\_\_\_\_  
 LUIS ENRIQUE HIDALGO HERNANDEZ  
 DIRECTOR GENERAL

\_\_\_\_\_  
 TRA. CLAUDIA LETICIA ALTAMIRA MENDOZA  
 DIRECTORA DEL DESPACHO DE LOS ASUNTOS  
 DE LA DIRECCIÓN DE ADMINISTRACIÓN Y  
 FINANZAS

\_\_\_\_\_  
 LIC. JUAN CARLOS LARA ARROYO  
 COMISARIO






COMISION DE AGUA Y ALCANTARILLADO DEL MUNICIPIO DE TULANCINGO DE BRAVO, HGO

Estado Analítico del Ejercicio del Presupuesto por Capítulo del Gasto Del 01/ene./2022 Al 31/jul./2022


Ejercicio del Presupuesto	Egresos Aprobado	Ampliaciones / (Reducciones)	Egresos Modificado	Egresos Comprometido	Egresos Devengado	Egresos Ejercido	Pagado	Subejercicio
<b>100000 SERVICIOS PERSONALES</b>	<b>\$24,982,895.02</b>	<b>\$972,416.62</b>	<b>\$25,955,311.64</b>	<b>\$15,572,209.93</b>	<b>\$15,572,209.93</b>	<b>\$15,572,209.93</b>	<b>\$15,572,209.93</b>	<b>\$10,383,101.71</b>
110000 Remuneraciones al personal de carácter	\$20,325,506.66	\$186,666.62	\$20,512,173.28	\$12,262,193.00	\$12,262,193.00	\$12,262,193.00	\$12,262,193.00	\$8,249,980.28
113000 Sueldos base al personal permanente	\$20,325,506.66	\$186,666.62	\$20,512,173.28	\$12,262,193.00	\$12,262,193.00	\$12,262,193.00	\$12,262,193.00	\$8,249,980.28
113001 Sueldos	\$20,325,506.66	\$186,666.62	\$20,512,173.28	\$12,262,193.00	\$12,262,193.00	\$12,262,193.00	\$12,262,193.00	\$8,249,980.28
120000 Remuneraciones al personal de carácter	\$181,579.00	\$621,250.00	\$802,829.00	\$709,575.00	\$709,575.00	\$709,575.00	\$709,575.00	\$93,254.00
122000 Sueldos base al personal eventual	\$181,579.00	\$621,250.00	\$802,829.00	\$709,575.00	\$709,575.00	\$709,575.00	\$709,575.00	\$93,254.00
122001 Sueldo Base a Personal Eventual	\$181,579.00	\$621,250.00	\$802,829.00	\$709,575.00	\$709,575.00	\$709,575.00	\$709,575.00	\$93,254.00
130000 Remuneraciones adicionales y especiales	\$4,144,899.18	\$37,916.69	\$4,182,815.87	\$2,291,466.00	\$2,291,466.00	\$2,291,466.00	\$2,291,466.00	\$1,891,349.87
132000 Primas de vacaciones, dominical y gratificación	\$4,137,899.18	\$37,916.69	\$4,175,815.87	\$2,291,466.00	\$2,291,466.00	\$2,291,466.00	\$2,291,466.00	\$1,884,349.87
132001 Prima de Vacaciones y Dominical	\$383,968.68	\$8,750.00	\$392,718.68	\$167,569.00	\$167,569.00	\$167,569.00	\$167,569.00	\$225,149.68
132002 Gratificación Anual	\$3,753,930.50	\$29,166.69	\$3,783,097.19	\$2,123,897.00	\$2,123,897.00	\$2,123,897.00	\$2,123,897.00	\$1,659,200.19
133000 Horas extraordinarias	\$7,000.00	\$0.00	\$7,000.00	\$0.00	\$0.00	\$0.00	\$0.00	\$7,000.00
133001 Horas extras	\$7,000.00	\$0.00	\$7,000.00	\$0.00	\$0.00	\$0.00	\$0.00	\$7,000.00
150000 Otras prestaciones sociales y económicas	\$330,910.18	\$126,583.31	\$457,493.49	\$308,975.93	\$308,975.93	\$308,975.93	\$308,975.93	\$148,517.56
152000 Indemnizaciones	\$22,095.00	\$29,166.69	\$51,261.69	\$34,254.93	\$34,254.93	\$34,254.93	\$34,254.93	\$17,006.76
152001 Indemnizaciones	\$22,095.00	\$29,166.69	\$51,261.69	\$34,254.93	\$34,254.93	\$34,254.93	\$34,254.93	\$17,006.76
159000 Otras prestaciones sociales y económicas	\$308,815.18	\$97,416.62	\$406,231.80	\$274,721.00	\$274,721.00	\$274,721.00	\$274,721.00	\$131,510.80
159002 Otras Prestaciones	\$308,815.18	\$97,416.62	\$406,231.80	\$274,721.00	\$274,721.00	\$274,721.00	\$274,721.00	\$131,510.80
<b>200000 MATERIALES Y SUMINISTROS</b>	<b>\$5,181,879.01</b>	<b>\$3,150,991.41</b>	<b>\$8,332,870.42</b>	<b>\$5,716,537.30</b>	<b>\$5,716,537.30</b>	<b>\$5,678,499.80</b>	<b>\$5,550,751.14</b>	<b>\$2,616,333.12</b>
210000 Materiales de administración, emisión de	\$402,303.07	\$259,583.17	\$661,886.24	\$259,866.78	\$259,866.78	\$259,866.78	\$259,867.45	\$402,019.46
211000 Materiales, útiles y equipos menores de oficina	\$153,090.87	\$233,333.24	\$386,424.11	\$243,828.87	\$243,828.87	\$243,828.87	\$243,829.54	\$142,595.24
211001 Material de Oficina	\$153,090.87	\$233,333.24	\$386,424.11	\$243,828.87	\$243,828.87	\$243,828.87	\$243,829.54	\$142,595.24
212000 Materiales y útiles de impresión y reproducción	\$130,050.40	\$0.00	\$130,050.40	\$940.00	\$940.00	\$940.00	\$940.00	\$129,110.40
212001 Materiales y Útiles de Impresión	\$130,050.40	\$0.00	\$130,050.40	\$940.00	\$940.00	\$940.00	\$940.00	\$129,110.40
214000 Materiales, útiles y equipos menores de	\$37,680.24	\$17,499.93	\$55,180.17	\$8,400.00	\$8,400.00	\$8,400.00	\$8,400.00	\$46,780.17
214001 Material para Bienes Informáticos	\$37,430.24	\$17,499.93	\$54,930.17	\$8,400.00	\$8,400.00	\$8,400.00	\$8,400.00	\$46,530.17
214002 Materiales de Grabación	\$250.00	\$0.00	\$250.00	\$0.00	\$0.00	\$0.00	\$0.00	\$250.00



215000	Material impreso e información digital	\$36,199.00	\$0.00	\$36,199.00	\$0.00	\$0.00	\$0.00	\$0.00	\$36,199.00
215001	Suscripciones a Publicaciones y Periódicos	\$36,199.00	\$0.00	\$36,199.00	\$0.00	\$0.00	\$0.00	\$0.00	\$36,199.00
216000	Material de limpieza	\$43,197.42	\$8,750.00	\$51,947.42	\$6,697.91	\$6,697.91	\$6,697.91	\$6,697.91	\$45,249.51
216001	Material de Limpieza	\$43,197.42	\$8,750.00	\$51,947.42	\$6,697.91	\$6,697.91	\$6,697.91	\$6,697.91	\$45,249.51
218000	Materiales para el registro e identificación de	\$2,085.14	\$0.00	\$2,085.14	\$0.00	\$0.00	\$0.00	\$0.00	\$2,085.14
218002	Identificadores e Iconos de señalización	\$2,085.14	\$0.00	\$2,085.14	\$0.00	\$0.00	\$0.00	\$0.00	\$2,085.14
<b>220000</b>	<b>Alimentos y utensilios</b>	<b>\$18,431.45</b>	<b>\$55,416.69</b>	<b>\$73,848.14</b>	<b>\$52,995.15</b>	<b>\$52,995.15</b>	<b>\$52,995.15</b>	<b>\$52,995.15</b>	<b>\$20,852.99</b>
221000	Productos alimenticios para personas	\$18,431.45	\$55,416.69	\$73,848.14	\$52,995.15	\$52,995.15	\$52,995.15	\$52,995.15	\$20,852.99
221001	Alimentación de Personas	\$18,431.45	\$55,416.69	\$73,848.14	\$52,995.15	\$52,995.15	\$52,995.15	\$52,995.15	\$20,852.99
<b>230000</b>	<b>Materias primas y materiales de producción y</b>	<b>\$72,566.32</b>	<b>\$121,333.38</b>	<b>\$193,899.70</b>	<b>\$72,273.91</b>	<b>\$72,273.91</b>	<b>\$72,273.91</b>	<b>\$72,273.91</b>	<b>\$121,625.79</b>
231000	Productos alimenticios, agropecuarios y	\$0.00	\$5,833.31	\$5,833.31	\$1,656.00	\$1,656.00	\$1,656.00	\$1,656.00	\$4,177.31
231004	Productos de madera	\$0.00	\$5,833.31	\$5,833.31	\$1,656.00	\$1,656.00	\$1,656.00	\$1,656.00	\$4,177.31
234000	Combustibles, lubricantes, aditivos, carbón y	\$72,566.32	\$115,500.07	\$188,066.39	\$70,617.91	\$70,617.91	\$70,617.91	\$70,617.91	\$117,448.48
234001	Combustibles, lubricantes y aditivos,	\$72,566.32	\$115,500.07	\$188,066.39	\$70,617.91	\$70,617.91	\$70,617.91	\$70,617.91	\$117,448.48
<b>240000</b>	<b>Materiales y artículos de construcción y de</b>	<b>\$1,552,733.45</b>	<b>\$1,278,083.45</b>	<b>\$2,830,816.90</b>	<b>\$2,226,517.04</b>	<b>\$2,226,517.04</b>	<b>\$2,188,479.54</b>	<b>\$2,119,151.08</b>	<b>\$604,299.86</b>
241000	Productos minerales no metálicos	\$178,090.60	\$58,333.31	\$236,423.91	\$192,400.00	\$192,400.00	\$192,400.00	\$175,300.00	\$44,023.91
241001	Productos minerales no metálicos	\$178,090.60	\$58,333.31	\$236,423.91	\$192,400.00	\$192,400.00	\$192,400.00	\$175,300.00	\$44,023.91
242000	Cemento y productos de concreto	\$361,680.00	\$0.00	\$361,680.00	\$239,526.92	\$239,526.92	\$239,526.92	\$193,199.33	\$122,153.08
242001	Cemento y productos de concreto	\$361,680.00	\$0.00	\$361,680.00	\$239,526.92	\$239,526.92	\$239,526.92	\$193,199.33	\$122,153.08
243000	Cal, yeso y productos de yeso	\$9,354.27	\$0.00	\$9,354.27	\$1,142.24	\$1,142.24	\$1,142.24	\$366.38	\$8,212.03
243001	Cal, yeso y productos de yeso	\$9,354.27	\$0.00	\$9,354.27	\$1,142.24	\$1,142.24	\$1,142.24	\$366.38	\$8,212.03
244000	Madera y productos de madera	\$29,977.88	\$0.00	\$29,977.88	\$4,725.24	\$4,725.24	\$4,725.24	\$4,725.24	\$25,252.64
244001	Madera y productos de madera	\$29,977.88	\$0.00	\$29,977.88	\$4,725.24	\$4,725.24	\$4,725.24	\$4,725.24	\$25,252.64
245000	Vidrio y productos de vidrio	\$0.00	\$3,500.00	\$3,500.00	\$4,466.90	\$4,466.90	\$4,466.90	\$4,466.90	-\$966.90
245001	Vidrio y productos de vidrio	\$0.00	\$3,500.00	\$3,500.00	\$4,466.90	\$4,466.90	\$4,466.90	\$4,466.90	-\$966.90
246000	Material eléctrico y electrónico	\$18,541.00	\$87,500.07	\$106,041.07	\$50,685.19	\$50,685.19	\$50,685.19	\$50,633.46	\$55,355.88
246001	Material Eléctrico	\$18,541.00	\$40,833.38	\$59,374.38	\$50,685.19	\$50,685.19	\$50,685.19	\$50,633.46	\$8,689.19
246002	Material Electrónico	\$0.00	\$46,666.69	\$46,666.69	\$0.00	\$0.00	\$0.00	\$0.00	\$46,666.69
247000	Artículos metálicos para la construcción	\$105,634.06	\$172,083.38	\$277,717.44	\$235,710.88	\$235,710.88	\$235,710.88	\$231,111.74	\$42,006.56
247001	Artículos metálicos para la construcción	\$105,634.06	\$172,083.38	\$277,717.44	\$235,710.88	\$235,710.88	\$235,710.88	\$231,111.74	\$42,006.56
249000	Otros materiales y artículos de construcción y	\$849,455.64	\$956,666.69	\$1,806,122.33	\$1,497,859.67	\$1,497,859.67	\$1,459,822.17	\$1,459,348.03	\$308,262.66
249001	Otros materiales y artículos de construcción y	\$849,455.64	\$956,666.69	\$1,806,122.33	\$1,497,859.67	\$1,497,859.67	\$1,459,822.17	\$1,459,348.03	\$308,262.66
<b>250000</b>	<b>Productos químicos, farmacéuticos y de</b>	<b>\$715,936.41</b>	<b>\$0.00</b>	<b>\$715,936.41</b>	<b>\$361,837.30</b>	<b>\$361,837.30</b>	<b>\$361,837.30</b>	<b>\$288,875.60</b>	<b>\$354,099.11</b>
256000	Fibras sintéticas, hules, plásticos y derivados	\$90.52	\$0.00	\$90.52	\$0.00	\$0.00	\$0.00	\$0.00	\$90.52
256001	Fibras sintéticas, hules, plásticos y derivados	\$90.52	\$0.00	\$90.52	\$0.00	\$0.00	\$0.00	\$0.00	\$90.52
259000	Otros productos químicos	\$715,845.89	\$0.00	\$715,845.89	\$361,837.30	\$361,837.30	\$361,837.30	\$288,875.60	\$354,008.59



259001	Otros productos químicos	\$715,845.89	\$0.00	\$715,845.89	\$361,837.30	\$361,837.30	\$361,837.30	\$288,875.60	\$354,008.59
<b>260000</b>	<b>Combustibles, lubricantes y aditivos</b>	<b>\$1,624,802.01</b>	<b>\$641,666.62</b>	<b>\$2,266,468.63</b>	<b>\$1,780,354.72</b>	<b>\$1,780,354.72</b>	<b>\$1,780,354.72</b>	<b>\$1,811,882.16</b>	<b>\$486,113.91</b>
261000	Combustibles, lubricantes y aditivos	\$1,624,802.01	\$641,666.62	\$2,266,468.63	\$1,780,354.72	\$1,780,354.72	\$1,780,354.72	\$1,811,882.16	\$486,113.91
261001	Combustibles y Lubricantes vehiculos y equipos	\$1,624,802.01	\$641,666.62	\$2,266,468.63	\$1,780,354.72	\$1,780,354.72	\$1,780,354.72	\$1,811,882.16	\$486,113.91
<b>270000</b>	<b>Vestuario, blancos, prendas de protección y</b>	<b>\$168,223.50</b>	<b>\$173,833.38</b>	<b>\$342,056.88</b>	<b>\$185,112.54</b>	<b>\$185,112.54</b>	<b>\$185,112.54</b>	<b>\$181,327.71</b>	<b>\$156,944.34</b>
271000	Vestuario y uniformes	\$60,055.02	\$75,833.31	\$135,888.33	\$91,398.45	\$91,398.45	\$91,398.45	\$91,398.45	\$44,489.88
271001	Vestuario, Uniformes	\$60,055.02	\$75,833.31	\$135,888.33	\$91,398.45	\$91,398.45	\$91,398.45	\$91,398.45	\$44,489.88
272000	Prendas de seguridad y protección personal	\$108,168.48	\$98,000.07	\$206,168.55	\$93,714.09	\$93,714.09	\$93,714.09	\$89,929.26	\$112,454.46
272001	Prendas de Protección	\$108,168.48	\$98,000.07	\$206,168.55	\$93,714.09	\$93,714.09	\$93,714.09	\$89,929.26	\$112,454.46
<b>290000</b>	<b>Herramientas, refacciones y accesorios</b>	<b>\$626,882.80</b>	<b>\$621,074.72</b>	<b>\$1,247,957.52</b>	<b>\$777,579.86</b>	<b>\$777,579.86</b>	<b>\$777,579.86</b>	<b>\$764,378.08</b>	<b>\$470,377.66</b>
291000	Herramientas menores	\$138,504.18	\$180,833.38	\$319,337.56	\$142,103.90	\$142,103.90	\$142,103.90	\$128,998.30	\$177,233.66
291001	Herramientas Menores	\$138,504.18	\$180,833.38	\$319,337.56	\$142,103.90	\$142,103.90	\$142,103.90	\$128,998.30	\$177,233.66
292000	Refacciones y accesorios menores de edificios	\$4,593.67	\$56,000.00	\$60,593.67	\$25,585.29	\$25,585.29	\$25,585.29	\$25,489.39	\$35,008.38
292001	Refacciones y accesorios menores de edificios	\$4,593.67	\$56,000.00	\$60,593.67	\$25,585.29	\$25,585.29	\$25,585.29	\$25,489.39	\$35,008.38
294000	Refacciones y accesorios menores de equipo	\$14,750.10	\$29,166.69	\$43,916.79	\$8,117.63	\$8,117.63	\$8,117.63	\$8,117.63	\$35,799.16
294001	Refacciones y accesorios menores de equipo	\$14,750.10	\$29,166.69	\$43,916.79	\$8,117.63	\$8,117.63	\$8,117.63	\$8,117.63	\$35,799.16
296000	Refacciones y accesorios menores de equipo	\$413,580.10	\$211,078.28	\$624,658.38	\$429,420.15	\$429,420.15	\$429,420.15	\$429,419.87	\$195,238.23
296001	Refacciones	\$413,580.10	\$211,078.28	\$624,658.38	\$429,420.15	\$429,420.15	\$429,420.15	\$429,419.87	\$195,238.23
298000	Refacciones y accesorios menores de	\$55,454.75	\$58,333.31	\$113,788.06	\$88,968.66	\$88,968.66	\$88,968.66	\$88,968.66	\$24,819.40
298001	Refacciones y accesorios menores de	\$55,454.75	\$58,333.31	\$113,788.06	\$88,968.66	\$88,968.66	\$88,968.66	\$88,968.66	\$24,819.40
299000	Refacciones y accesorios menores otros bienes	\$0.00	\$85,663.06	\$85,663.06	\$83,384.23	\$83,384.23	\$83,384.23	\$83,384.23	\$2,278.83
299001	Refacciones y accesorios menores de equipos	\$0.00	\$85,663.06	\$85,663.06	\$83,384.23	\$83,384.23	\$83,384.23	\$83,384.23	\$2,278.83
<b>300000</b>	<b>SERVICIOS GENERALES</b>	<b>\$31,017,571.56</b>	<b>\$11,505,559.94</b>	<b>\$42,523,131.50</b>	<b>\$32,931,530.02</b>	<b>\$32,931,530.02</b>	<b>\$32,927,530.02</b>	<b>\$32,495,844.25</b>	<b>\$9,591,601.48</b>
<b>310000</b>	<b>Servicios básicos</b>	<b>\$20,093,485.87</b>	<b>\$4,201,750.00</b>	<b>\$24,295,235.87</b>	<b>\$19,335,759.18</b>	<b>\$19,335,759.18</b>	<b>\$19,335,759.18</b>	<b>\$19,334,348.42</b>	<b>\$4,959,476.69</b>
311000	Energía eléctrica	\$20,054,321.39	\$4,083,333.31	\$24,137,654.70	\$19,260,724.08	\$19,260,724.08	\$19,260,724.08	\$19,260,724.08	\$4,876,930.62
311001	Servicio de Energía Eléctrica	\$20,054,321.39	\$4,083,333.31	\$24,137,654.70	\$19,260,724.08	\$19,260,724.08	\$19,260,724.08	\$19,260,724.08	\$4,876,930.62
312000	Gas	\$15,804.28	\$61,250.00	\$77,054.28	\$36,737.05	\$36,737.05	\$36,737.05	\$35,326.29	\$40,317.23
312001	Gas	\$15,804.28	\$61,250.00	\$77,054.28	\$36,737.05	\$36,737.05	\$36,737.05	\$35,326.29	\$40,317.23
314000	Telefonía tradicional	\$21,060.20	\$18,666.69	\$39,726.89	\$18,917.07	\$18,917.07	\$18,917.07	\$18,917.07	\$20,809.82
314001	Servicio Telefónico Tradicional	\$21,060.20	\$18,666.69	\$39,726.89	\$18,917.07	\$18,917.07	\$18,917.07	\$18,917.07	\$20,809.82
315000	Telefonía celular	\$1,800.00	\$5,833.31	\$7,633.31	\$1,637.91	\$1,637.91	\$1,637.91	\$1,637.91	\$5,995.40
315001	Servicio de Telefonía Celular	\$1,800.00	\$5,833.31	\$7,633.31	\$1,637.91	\$1,637.91	\$1,637.91	\$1,637.91	\$5,995.40
317000	Servicios de acceso de Internet, redes y	\$0.00	\$21,000.00	\$21,000.00	\$16,946.72	\$16,946.72	\$16,946.72	\$16,946.72	\$4,053.28
317001	Servicios de Conducción de Señales Analógicas	\$0.00	\$21,000.00	\$21,000.00	\$16,946.72	\$16,946.72	\$16,946.72	\$16,946.72	\$4,053.28
318000	Servicios postales y telegráficos	\$350.00	\$11,666.69	\$12,016.69	\$796.35	\$796.35	\$796.35	\$796.35	\$11,220.34
318001	Servicio Postal	\$350.00	\$11,666.69	\$12,016.69	\$796.35	\$796.35	\$796.35	\$796.35	\$11,220.34



319000	Servicios integrales y otros servicios	\$150.00	\$0.00	\$150.00	\$0.00	\$0.00	\$0.00	\$0.00	\$150.00
319001	Servicios integrales y otros servicios	\$150.00	\$0.00	\$150.00	\$0.00	\$0.00	\$0.00	\$0.00	\$150.00
<b>320000</b>	<b>Servicios de arrendamiento</b>	<b>\$147,896.26</b>	<b>\$1,934,625.14</b>	<b>\$2,082,521.40</b>	<b>\$1,997,097.74</b>	<b>\$1,997,097.74</b>	<b>\$1,997,097.74</b>	<b>\$1,979,797.74</b>	<b>\$85,423.66</b>
323000	Arrendamiento de mobiliario y equipo de	\$0.00	\$3,791.69	\$3,791.69	\$2,016.35	\$2,016.35	\$2,016.35	\$2,016.35	\$1,775.34
323001	Arrendamiento de Equipo y Bienes Informáticos	\$0.00	\$3,791.69	\$3,791.69	\$2,016.35	\$2,016.35	\$2,016.35	\$2,016.35	\$1,775.34
325000	Arrendamiento de equipo de transporte	\$50,000.00	\$1,178,333.38	\$1,228,333.38	\$1,252,937.92	\$1,252,937.92	\$1,252,937.92	\$1,252,937.92	-\$24,604.54
325001	Servicios de arrendamiento de vehículos y	\$50,000.00	\$1,178,333.38	\$1,228,333.38	\$1,252,937.92	\$1,252,937.92	\$1,252,937.92	\$1,252,937.92	-\$24,604.54
326000	Arrendamiento de maquinaria, otros equipos y	\$66,136.26	\$726,250.07	\$792,386.33	\$726,640.11	\$726,640.11	\$726,640.11	\$709,340.11	\$65,746.22
326001	Arrendamiento de Maquinaria y Equipo	\$66,136.26	\$726,250.07	\$792,386.33	\$726,640.11	\$726,640.11	\$726,640.11	\$709,340.11	\$65,746.22
327000	Arrendamiento de activos intangibles	\$11,160.00	\$10,500.00	\$21,660.00	\$10,853.36	\$10,853.36	\$10,853.36	\$10,853.36	\$10,806.64
327001	Arrendamiento de activos intangibles	\$11,160.00	\$10,500.00	\$21,660.00	\$10,853.36	\$10,853.36	\$10,853.36	\$10,853.36	\$10,806.64
329000	Otros arrendamientos	\$20,600.00	\$15,750.00	\$36,350.00	\$4,650.00	\$4,650.00	\$4,650.00	\$4,650.00	\$31,700.00
329001	Otros arrendamientos	\$20,600.00	\$15,750.00	\$36,350.00	\$4,650.00	\$4,650.00	\$4,650.00	\$4,650.00	\$31,700.00
<b>330000</b>	<b>Servicios profesionales, científicos, técnicos y</b>	<b>\$841,820.03</b>	<b>\$1,780,916.76</b>	<b>\$2,622,736.79</b>	<b>\$2,519,146.78</b>	<b>\$2,519,146.78</b>	<b>\$2,519,146.78</b>	<b>\$2,453,386.78</b>	<b>\$103,590.01</b>
331000	Servicios legales, de contabilidad, auditoría y	\$83,517.33	\$554,166.69	\$637,684.02	\$754,706.75	\$754,706.75	\$754,706.75	\$754,706.75	-\$117,022.73
331001	Servicios legales	\$83,517.33	\$0.00	\$83,517.33	\$0.00	\$0.00	\$0.00	\$0.00	\$83,517.33
331002	Servicios de contabilidad, auditoría y servicios	\$0.00	\$554,166.69	\$554,166.69	\$754,706.75	\$754,706.75	\$754,706.75	\$754,706.75	-\$200,540.06
334000	Servicios de capacitación	\$89,830.50	\$0.00	\$89,830.50	\$0.00	\$0.00	\$0.00	\$0.00	\$89,830.50
334001	Capacitación	\$89,830.50	\$0.00	\$89,830.50	\$0.00	\$0.00	\$0.00	\$0.00	\$89,830.50
336000	Servicios de apoyo administrativo, fotocopiado e	\$62,892.00	\$102,083.38	\$164,975.38	\$153,022.31	\$153,022.31	\$153,022.31	\$153,022.31	\$11,953.07
336001	Servicios de apoyo administrativo, fotocopiado e	\$62,892.00	\$102,083.38	\$164,975.38	\$153,022.31	\$153,022.31	\$153,022.31	\$153,022.31	\$11,953.07
338000	Servicios de vigilancia	\$1,200.00	\$0.00	\$1,200.00	\$980.00	\$980.00	\$980.00	\$980.00	\$220.00
338001	Servicios de Vigilancia	\$1,200.00	\$0.00	\$1,200.00	\$980.00	\$980.00	\$980.00	\$980.00	\$220.00
339000	Servicios profesionales, científicos y técnicos	\$604,380.20	\$1,124,666.69	\$1,729,046.89	\$1,610,437.72	\$1,610,437.72	\$1,610,437.72	\$1,544,677.72	\$118,609.17
339001	Estudios e Investigaciones	\$292,500.00	\$175,000.00	\$467,500.00	\$260,879.05	\$260,879.05	\$260,879.05	\$195,119.05	\$206,620.95
339003	Prestación de Servicios Profesionales	\$311,880.20	\$949,666.69	\$1,261,546.89	\$1,349,558.67	\$1,349,558.67	\$1,349,558.67	\$1,349,558.67	-\$88,011.78
<b>340000</b>	<b>Servicios financieros, bancarios y</b>	<b>\$344,267.55</b>	<b>\$324,625.07</b>	<b>\$668,892.62</b>	<b>\$596,457.57</b>	<b>\$596,457.57</b>	<b>\$596,457.57</b>	<b>\$335,012.81</b>	<b>\$72,435.05</b>
341000	Servicios financieros y bancarios	\$160,002.20	\$29,166.69	\$189,168.89	\$155,436.33	\$155,436.33	\$155,436.33	\$155,436.33	\$33,732.56
341001	Intereses, Descuentos, y otros Servicios	\$160,002.20	\$29,166.69	\$189,168.89	\$155,436.33	\$155,436.33	\$155,436.33	\$155,436.33	\$33,732.56
345000	Seguro de bienes patrimoniales	\$163,760.35	\$218,750.00	\$382,510.35	\$364,172.98	\$364,172.98	\$364,172.98	\$102,728.22	\$18,337.37
345001	Seguros	\$163,760.35	\$218,750.00	\$382,510.35	\$364,172.98	\$364,172.98	\$364,172.98	\$102,728.22	\$18,337.37
347000	Fletes y maniobras	\$20,505.00	\$76,708.38	\$97,213.38	\$76,848.26	\$76,848.26	\$76,848.26	\$76,848.26	\$20,365.12
347001	Fletes y Maniobras	\$20,505.00	\$76,708.38	\$97,213.38	\$76,848.26	\$76,848.26	\$76,848.26	\$76,848.26	\$20,365.12
<b>350000</b>	<b>Servicios de instalación, reparación,</b>	<b>\$3,141,034.95</b>	<b>\$1,187,433.31</b>	<b>\$4,328,468.26</b>	<b>\$3,228,792.55</b>	<b>\$3,228,792.55</b>	<b>\$3,228,792.55</b>	<b>\$3,163,022.46</b>	<b>\$1,099,675.71</b>
351000	Conservación y mantenimiento menor de	\$27,000.00	\$8,750.00	\$35,750.00	\$1,982.76	\$1,982.76	\$1,982.76	\$1,982.76	\$33,767.24
351001	Conservación y mantenimiento menor de	\$27,000.00	\$8,750.00	\$35,750.00	\$1,982.76	\$1,982.76	\$1,982.76	\$1,982.76	\$33,767.24

COMISIÓN MUNICIPAL DE SAN ANTONIO DE BRAVO, JALISCO, MEXICO  
2020


352000	Instalación, reparación y mantenimiento de	\$7,500.00	\$0.00	\$7,500.00	\$0.00	\$0.00	\$0.00	\$0.00	\$7,500.00
352001	Mantenimiento de Mobiliario y Equipo de	\$6,000.00	\$0.00	\$6,000.00	\$0.00	\$0.00	\$0.00	\$0.00	\$6,000.00
352002	Mantenimiento de Equipo y Aparatos de	\$1,500.00	\$0.00	\$1,500.00	\$0.00	\$0.00	\$0.00	\$0.00	\$1,500.00
353000	Instalación, reparación y mantenimiento de	\$7,750.40	\$14,583.38	\$22,333.78	\$5,795.21	\$5,795.21	\$5,795.21	\$5,795.21	\$16,538.57
353001	Mantenimiento de bienes informáticos	\$7,750.40	\$14,583.38	\$22,333.78	\$5,795.21	\$5,795.21	\$5,795.21	\$5,795.21	\$16,538.57
355000	Reparación y mantenimiento de equipo de	\$289,988.13	\$574,583.31	\$864,571.44	\$867,138.17	\$867,138.17	\$867,138.17	\$867,138.97	-\$2,566.73
355001	Mantenimiento de Vehículos	\$289,988.13	\$574,583.31	\$864,571.44	\$867,138.17	\$867,138.17	\$867,138.17	\$867,138.97	-\$2,566.73
357000	Instalación, reparación y mantenimiento de	\$2,551,696.42	\$493,266.62	\$3,044,963.04	\$2,186,883.13	\$2,186,883.13	\$2,186,883.13	\$2,121,112.24	\$858,079.91
357001	Mantenimiento de Maquinaria y Equipo	\$22,500.00	\$68,250.00	\$90,750.00	\$43,502.07	\$43,502.07	\$43,502.07	\$41,302.07	\$47,247.93
357002	Mantenimiento e Instalación de Equipos y	\$1,929,196.42	\$409,383.31	\$2,338,579.73	\$2,108,950.00	\$2,108,950.00	\$2,108,950.00	\$2,050,779.11	\$229,629.73
357004	Mantenimiento, instalación, reparación y de	\$600,000.00	\$8,750.00	\$608,750.00	\$34,431.06	\$34,431.06	\$34,431.06	\$29,031.06	\$574,318.94
357005	Mantenimiento de equipo de topografía	\$0.00	\$6,883.31	\$6,883.31	\$0.00	\$0.00	\$0.00	\$0.00	\$6,883.31
358000	Servicios de limpieza y manejo de desechos	\$235,600.00	\$96,250.00	\$331,850.00	\$166,993.28	\$166,993.28	\$166,993.28	\$166,993.28	\$164,856.72
358001	Servicio de limpieza y manejo de desechos	\$235,600.00	\$0.00	\$235,600.00	\$101,500.00	\$101,500.00	\$101,500.00	\$101,500.00	\$134,100.00
358002	Sanitización, limpieza y desinfección	\$0.00	\$96,250.00	\$96,250.00	\$65,493.28	\$65,493.28	\$65,493.28	\$65,493.28	\$30,756.72
359000	Servicios de jardinería y fumigación	\$21,500.00	\$0.00	\$21,500.00	\$0.00	\$0.00	\$0.00	\$0.00	\$21,500.00
359001	Servicios de jardinería y fumigación	\$21,500.00	\$0.00	\$21,500.00	\$0.00	\$0.00	\$0.00	\$0.00	\$21,500.00
<b>360000</b>	<b>Servicios de comunicación social y publicidad</b>	<b>\$1,620,000.00</b>	<b>\$0.00</b>	<b>\$1,620,000.00</b>	<b>\$689,241.40</b>	<b>\$689,241.40</b>	<b>\$685,241.40</b>	<b>\$665,241.40</b>	<b>\$930,758.60</b>
361000	Difusión por radio, televisión y otros medios de	\$1,566,400.00	\$0.00	\$1,566,400.00	\$689,241.40	\$689,241.40	\$685,241.40	\$665,241.40	\$877,158.60
361001	Difusión de programas y actividades	\$1,565,400.00	\$0.00	\$1,565,400.00	\$689,241.40	\$689,241.40	\$685,241.40	\$665,241.40	\$876,158.60
361002	Impresiones y Publicaciones Oficiales	\$1,000.00	\$0.00	\$1,000.00	\$0.00	\$0.00	\$0.00	\$0.00	\$1,000.00
362000	Difusión por radio, televisión y otros medios de	\$53,600.00	\$0.00	\$53,600.00	\$0.00	\$0.00	\$0.00	\$0.00	\$53,600.00
362001	Difusión por radio, televisión y otros medios de	\$53,600.00	\$0.00	\$53,600.00	\$0.00	\$0.00	\$0.00	\$0.00	\$53,600.00
<b>370000</b>	<b>Servicios de traslado y viáticos</b>	<b>\$46,545.72</b>	<b>\$32,171.79</b>	<b>\$78,717.51</b>	<b>\$22,351.76</b>	<b>\$22,351.76</b>	<b>\$22,351.76</b>	<b>\$22,351.76</b>	<b>\$56,365.75</b>
374000	Autotransporte	\$5,259.53	\$0.00	\$5,259.53	\$0.00	\$0.00	\$0.00	\$0.00	\$5,259.53
374001	Autotransporte	\$5,259.53	\$0.00	\$5,259.53	\$0.00	\$0.00	\$0.00	\$0.00	\$5,259.53
375000	Viáticos en el país	\$24,681.39	\$32,171.79	\$56,853.18	\$22,351.76	\$22,351.76	\$22,351.76	\$22,351.76	\$34,501.42
375001	Viáticos en el país	\$24,681.39	\$32,171.79	\$56,853.18	\$22,351.76	\$22,351.76	\$22,351.76	\$22,351.76	\$34,501.42
379000	Otros servicios de traslado y hospedaje	\$16,604.80	\$0.00	\$16,604.80	\$0.00	\$0.00	\$0.00	\$0.00	\$16,604.80
379001	Otros servicios de traslado y hospedaje	\$16,604.80	\$0.00	\$16,604.80	\$0.00	\$0.00	\$0.00	\$0.00	\$16,604.80
<b>380000</b>	<b>Servicios oficiales</b>	<b>\$66,600.00</b>	<b>\$29,166.69</b>	<b>\$95,766.69</b>	<b>\$32,990.69</b>	<b>\$32,990.69</b>	<b>\$32,990.69</b>	<b>\$32,990.53</b>	<b>\$62,776.00</b>
382000	Gastos de orden social y cultural	\$66,600.00	\$29,166.69	\$95,766.69	\$32,990.69	\$32,990.69	\$32,990.69	\$32,990.53	\$62,776.00
382001	Gastos de orden social	\$16,000.00	\$29,166.69	\$45,166.69	\$29,827.40	\$29,827.40	\$29,827.40	\$29,827.24	\$15,339.29
382002	Eventos Culturales	\$50,600.00	\$0.00	\$50,600.00	\$3,163.29	\$3,163.29	\$3,163.29	\$3,163.29	\$47,436.71
<b>390000</b>	<b>Otros servicios generales</b>	<b>\$4,715,921.18</b>	<b>\$2,014,871.18</b>	<b>\$6,730,792.36</b>	<b>\$4,509,692.35</b>	<b>\$4,509,692.35</b>	<b>\$4,509,692.35</b>	<b>\$4,509,692.35</b>	<b>\$2,221,100.01</b>
391000	Servicios funerarios y de cementerios	\$69,000.00	\$3,500.00	\$72,500.00	\$16,280.00	\$16,280.00	\$16,280.00	\$16,280.00	\$56,220.00
391001	Servicios funerarios y de cementerios	\$69,000.00	\$3,500.00	\$72,500.00	\$16,280.00	\$16,280.00	\$16,280.00	\$16,280.00	\$56,220.00



*Handwritten signature in blue ink.*

*Handwritten signature in blue ink.*

392000	Impuestos y derechos	\$4,284,521.18	\$1,603,037.87	\$5,887,559.05	\$3,621,912.42	\$3,621,912.42	\$3,621,912.42	\$3,621,912.42	\$2,265,646.63
392005	Pago de otros impuestos	\$2,300.00	\$29,166.62	\$31,466.62	\$17,371.42	\$17,371.42	\$17,371.42	\$17,371.42	\$14,095.20
392006	Pago de derechos	\$4,282,221.18	\$1,573,871.25	\$5,856,092.43	\$3,604,541.00	\$3,604,541.00	\$3,604,541.00	\$3,604,541.00	\$2,251,551.43
394000	Sentencias y resoluciones por autoridad	\$362,400.00	\$408,333.31	\$770,733.31	\$871,499.93	\$871,499.93	\$871,499.93	\$871,499.93	-\$100,766.62
394001	Gastos Derivados de una Resolución Judicial	\$362,400.00	\$408,333.31	\$770,733.31	\$871,499.93	\$871,499.93	\$871,499.93	\$871,499.93	-\$100,766.62
<b>400000</b>	<b>TRANSFERENCIAS, ASIGNACIONES,</b>	<b>\$768,264.00</b>	<b>\$0.00</b>	<b>\$768,264.00</b>	<b>\$486,933.00</b>	<b>\$486,933.00</b>	<b>\$486,933.00</b>	<b>\$486,933.00</b>	<b>\$281,331.00</b>
<b>450000</b>	<b>Pensiones y jubilaciones</b>	<b>\$768,264.00</b>	<b>\$0.00</b>	<b>\$768,264.00</b>	<b>\$486,933.00</b>	<b>\$486,933.00</b>	<b>\$486,933.00</b>	<b>\$486,933.00</b>	<b>\$281,331.00</b>
451000	Pensiones	\$768,264.00	\$0.00	\$768,264.00	\$486,933.00	\$486,933.00	\$486,933.00	\$486,933.00	\$281,331.00
451001	Pensiones	\$768,264.00	\$0.00	\$768,264.00	\$486,933.00	\$486,933.00	\$486,933.00	\$486,933.00	\$281,331.00
<b>500000</b>	<b>BIENES MUEBLES, INMUEBLES E</b>	<b>\$439,130.00</b>	<b>\$1,352,138.34</b>	<b>\$1,791,268.34</b>	<b>\$1,410,900.79</b>	<b>\$1,410,900.79</b>	<b>\$1,410,900.79</b>	<b>\$1,410,900.79</b>	<b>\$380,367.55</b>
<b>510000</b>	<b>Mobiliario y equipo de administración</b>	<b>\$148,600.00</b>	<b>\$99,090.25</b>	<b>\$247,690.25</b>	<b>\$115,463.96</b>	<b>\$115,463.96</b>	<b>\$115,463.96</b>	<b>\$115,463.96</b>	<b>\$132,226.29</b>
511000	Muebles de oficina y estantería	\$17,700.00	\$32,006.87	\$49,706.87	\$40,204.66	\$40,204.66	\$40,204.66	\$40,204.66	\$9,502.21
511001	Muebles de oficina y estantería	\$17,700.00	\$32,006.87	\$49,706.87	\$40,204.66	\$40,204.66	\$40,204.66	\$40,204.66	\$9,502.21
515000	Equipo de cómputo y de tecnología de la	\$130,900.00	\$67,083.38	\$197,983.38	\$75,259.30	\$75,259.30	\$75,259.30	\$75,259.30	\$122,724.08
515001	Bienes informáticos	\$130,900.00	\$67,083.38	\$197,983.38	\$75,259.30	\$75,259.30	\$75,259.30	\$75,259.30	\$122,724.08
<b>520000</b>	<b>Mobiliario y equipo educacional y recreativo</b>	<b>\$8,580.00</b>	<b>\$11,666.62</b>	<b>\$20,246.62</b>	<b>\$10,255.00</b>	<b>\$10,255.00</b>	<b>\$10,255.00</b>	<b>\$10,255.00</b>	<b>\$9,991.62</b>
521000	Equipos y aparatos audiovisuales	\$8,580.00	\$0.00	\$8,580.00	\$0.00	\$0.00	\$0.00	\$0.00	\$8,580.00
521001	Equipos y aparatos audiovisuales	\$8,580.00	\$0.00	\$8,580.00	\$0.00	\$0.00	\$0.00	\$0.00	\$8,580.00
523000	Cámaras fotográficas y de video	\$0.00	\$11,666.62	\$11,666.62	\$10,255.00	\$10,255.00	\$10,255.00	\$10,255.00	\$1,411.62
523001	Cámaras fotográficas y de video	\$0.00	\$11,666.62	\$11,666.62	\$10,255.00	\$10,255.00	\$10,255.00	\$10,255.00	\$1,411.62
<b>540000</b>	<b>Vehículos y equipo de transporte</b>	<b>\$35,800.00</b>	<b>\$58,333.31</b>	<b>\$94,133.31</b>	<b>\$64,880.59</b>	<b>\$64,880.59</b>	<b>\$64,880.59</b>	<b>\$64,880.59</b>	<b>\$29,252.72</b>
541000	Vehículos y equipo terrestre	\$0.00	\$58,333.31	\$58,333.31	\$47,640.07	\$47,640.07	\$47,640.07	\$47,640.07	\$10,693.24
541001	Vehículos y Equipo Terrestre	\$0.00	\$58,333.31	\$58,333.31	\$47,640.07	\$47,640.07	\$47,640.07	\$47,640.07	\$10,693.24
549000	Otros equipos de transporte	\$35,800.00	\$0.00	\$35,800.00	\$17,240.52	\$17,240.52	\$17,240.52	\$17,240.52	\$18,559.48
549001	Otros equipos de transporte	\$35,800.00	\$0.00	\$35,800.00	\$17,240.52	\$17,240.52	\$17,240.52	\$17,240.52	\$18,559.48
<b>560000</b>	<b>Maquinaria, otros equipos y herramientas</b>	<b>\$130,500.00</b>	<b>\$1,183,048.16</b>	<b>\$1,313,548.16</b>	<b>\$1,220,301.24</b>	<b>\$1,220,301.24</b>	<b>\$1,220,301.24</b>	<b>\$1,220,301.24</b>	<b>\$93,246.92</b>
563000	Maquinaria y equipo de construcción	\$0.00	\$49,181.02	\$49,181.02	\$84,310.34	\$84,310.34	\$84,310.34	\$84,310.34	-\$35,129.32
563001	Equipo de Construcción	\$0.00	\$49,181.02	\$49,181.02	\$84,310.34	\$84,310.34	\$84,310.34	\$84,310.34	-\$35,129.32
564000	Sistemas de aire acondicionado, calefacción y	\$30,500.00	\$0.00	\$30,500.00	\$0.00	\$0.00	\$0.00	\$0.00	\$30,500.00
564001	Sistemas de aire acondicionado, calefacción y	\$30,500.00	\$0.00	\$30,500.00	\$0.00	\$0.00	\$0.00	\$0.00	\$30,500.00
566000	Equipos de generación eléctrica, aparatos y	\$0.00	\$981,687.63	\$981,687.63	\$921,871.28	\$921,871.28	\$921,871.28	\$921,871.28	\$59,816.35
566001	Equipos de generación eléctrica, aparatos y	\$0.00	\$981,687.63	\$981,687.63	\$921,871.28	\$921,871.28	\$921,871.28	\$921,871.28	\$59,816.35
567000	Herramientas y máquinas-herramienta	\$100,000.00	\$40,833.38	\$140,833.38	\$105,740.52	\$105,740.52	\$105,740.52	\$105,740.52	\$35,092.86
567001	Herramientas y Máquinas-Herramientas	\$100,000.00	\$40,833.38	\$140,833.38	\$105,740.52	\$105,740.52	\$105,740.52	\$105,740.52	\$35,092.86
569000	Otros equipos	\$0.00	\$111,346.13	\$111,346.13	\$108,379.10	\$108,379.10	\$108,379.10	\$108,379.10	\$2,967.03
569001	Otros equipos	\$0.00	\$111,346.13	\$111,346.13	\$108,379.10	\$108,379.10	\$108,379.10	\$108,379.10	\$2,967.03



590000	Activos intangibles	\$115,650.00	\$0.00	\$115,650.00	\$0.00	\$0.00	\$0.00	\$0.00	\$115,650.00
599000	Otros activos intangibles	\$115,650.00	\$0.00	\$115,650.00	\$0.00	\$0.00	\$0.00	\$0.00	\$115,650.00
599001	Otros activos intangibles	\$115,650.00	\$0.00	\$115,650.00	\$0.00	\$0.00	\$0.00	\$0.00	\$115,650.00
<b>900000</b>	<b>DEUDA PUBLICA</b>	<b>\$122,010.41</b>	<b>\$0.00</b>	<b>\$122,010.41</b>	<b>\$0.00</b>	<b>\$0.00</b>	<b>\$0.00</b>	<b>\$0.00</b>	<b>\$122,010.41</b>
990000	Adeudos de ejercicios fiscales anteriores	\$122,010.41	\$0.00	\$122,010.41	\$0.00	\$0.00	\$0.00	\$0.00	\$122,010.41
991000	ADEFAS	\$122,010.41	\$0.00	\$122,010.41	\$0.00	\$0.00	\$0.00	\$0.00	\$122,010.41
991001	Adeudos de ejercicios fiscales anteriores	\$122,010.41	\$0.00	\$122,010.41	\$0.00	\$0.00	\$0.00	\$0.00	\$122,010.41
<b>Total</b>		<b>\$62,511,750.00</b>	<b>\$16,981,106.31</b>	<b>\$79,492,856.31</b>	<b>\$56,118,111.04</b>	<b>\$56,118,111.04</b>	<b>\$56,076,073.54</b>	<b>\$55,516,639.11</b>	<b>\$23,374,745.27</b>

"Bajo protesta de decir verdad declaramos que las cifras contenidas en este estado financiero son veraces y contienen toda la información referente a la situación y/o los resultados de la Comisión de Agua y Alcantarillado del Municipio de Tulancingo de Bravo, afirmando ser legalmente responsables de la autenticidad y veracidad de las mismas, y asimismo asumimos la responsabilidad derivada de cualquier declaración en falso sobre las mismas"

\_\_\_\_\_  
 LUIS ENRIQUE HIDALGO HERNANDEZ  
 DIRECTOR GENERAL

\_\_\_\_\_  
 TRA. CLAUDIA LETICIA ALTAMIRA MENDOZ  
 DIRECTORA DEL DESPACHO DE LOS ASUNTOS  
 DE LA DIRECCIÓN DE ADMINISTRACIÓN Y  
 FINANZAS

\_\_\_\_\_  
 LIC. JUAN CARLOS LARA ARROYO  
 COMISARIO

