


Comisión de Agua y Alcantarillado del Municipio de Tulancingo de Bravo, Hidalgo
ESTADO DE HIDALGO
Estado Analítico Mensual de Ingresos


Al 30/jun./2022

| Rubro de Ingreso | | Presupuesto Vigente | Ene | Feb | Mar | Abr | May | Jun | Jul | Ago | Sep | Oct | Nov | Dic | Total | Diferencia (Vigente - Total) |
|------------------|--------------------------------------|---------------------|-----------------|----------------|----------------|----------------|----------------|----------------|--------|--------|--------|--------|--------|--------|-----------------|------------------------------|
| 43.00 | Derechos por prestación de servicios | \$58,562,119.18 | \$26,060,996.60 | \$7,278,415.84 | \$6,006,250.39 | \$3,198,743.68 | \$3,143,208.00 | \$3,915,861.02 | \$0.00 | \$0.00 | \$0.00 | \$0.00 | \$0.00 | \$0.00 | \$49,603,475.53 | \$8,958,643.65 |
| 43-01 | TASA 0% | \$34,741,165.24 | \$20,512,534.73 | \$4,790,180.61 | \$3,936,514.40 | \$1,832,578.39 | \$1,690,769.56 | \$2,040,253.40 | \$0.00 | \$0.00 | \$0.00 | \$0.00 | \$0.00 | \$0.00 | \$34,802,831.09 | -\$61,665.85 |
| 43-01-001 | SERVICIO DE AGUA POTABLE SIN | \$33,200,187.24 | \$20,512,534.73 | \$4,790,180.61 | \$3,936,514.40 | \$1,832,578.39 | \$1,690,769.56 | \$2,040,253.40 | \$0.00 | \$0.00 | \$0.00 | \$0.00 | \$0.00 | \$0.00 | \$34,802,831.09 | -\$1,602,643.85 |
| 43-01-026 | SERVICIOS DE AGUA POTABLE | \$1,540,978.00 | \$0.00 | \$0.00 | \$0.00 | \$0.00 | \$0.00 | \$0.00 | \$0.00 | \$0.00 | \$0.00 | \$0.00 | \$0.00 | \$0.00 | \$0.00 | \$1,540,978.00 |
| 43-02 | TASA 16% | \$23,820,953.94 | \$5,548,461.87 | \$2,488,235.23 | \$2,069,735.99 | \$1,366,165.29 | \$1,452,438.44 | \$1,875,607.62 | \$0.00 | \$0.00 | \$0.00 | \$0.00 | \$0.00 | \$0.00 | \$14,800,644.44 | \$9,020,309.50 |
| 43-02-001 | SERVICIO DE AGUA POTABLE | \$8,000,000.00 | \$1,684,980.03 | \$875,436.42 | \$768,321.15 | \$542,251.67 | \$573,449.07 | \$852,277.00 | \$0.00 | \$0.00 | \$0.00 | \$0.00 | \$0.00 | \$0.00 | \$5,296,715.34 | \$2,703,284.66 |
| 43-02-002 | SERVICIOS DE ALCANTARILLADO | \$6,300,000.00 | \$2,330,674.01 | \$624,683.30 | \$506,642.12 | \$269,000.97 | \$268,204.28 | \$384,149.29 | \$0.00 | \$0.00 | \$0.00 | \$0.00 | \$0.00 | \$0.00 | \$4,383,353.97 | \$1,916,646.03 |
| 43-02-003 | SERVICIOS DE SANEAMIENTO | \$2,100,000.00 | \$804,712.88 | \$222,781.84 | \$181,087.25 | \$98,568.84 | \$98,799.23 | \$141,983.87 | \$0.00 | \$0.00 | \$0.00 | \$0.00 | \$0.00 | \$0.00 | \$1,547,933.81 | \$552,066.19 |
| 43-02-004 | CONTRATACION DE TOMA DE | \$2,000,000.00 | \$104,815.89 | \$104,260.01 | \$88,653.28 | \$68,691.88 | \$87,318.23 | \$79,257.75 | \$0.00 | \$0.00 | \$0.00 | \$0.00 | \$0.00 | \$0.00 | \$532,997.04 | \$1,467,002.96 |
| 43-02-005 | CONTRATACION Y SERVICIO DE | \$329,269.50 | \$33,772.59 | \$32,625.37 | \$65,782.85 | \$37,483.84 | \$35,773.53 | \$40,576.66 | \$0.00 | \$0.00 | \$0.00 | \$0.00 | \$0.00 | \$0.00 | \$246,014.84 | \$83,254.66 |
| 43-02-006 | CORTES Y RECONEXIONES | \$700,000.00 | \$2,649.21 | \$6,204.68 | \$5,815.54 | \$3,678.43 | \$3,599.83 | \$7,171.27 | \$0.00 | \$0.00 | \$0.00 | \$0.00 | \$0.00 | \$0.00 | \$29,118.94 | \$670,881.06 |
| 43-02-007 | DESCARGAS DE AGUAS | \$6,221.25 | \$83,933.36 | \$6,231.13 | \$14,414.38 | \$15,148.90 | \$2,015.38 | \$22,509.44 | \$0.00 | \$0.00 | \$0.00 | \$0.00 | \$0.00 | \$0.00 | \$148,252.57 | -\$140,031.32 |
| 43-02-008 | SERVICIOS ADMINISTRATIVOS | \$584,000.00 | \$123,183.07 | \$81,254.06 | \$62,240.81 | \$54,232.18 | \$57,913.05 | \$62,576.04 | \$0.00 | \$0.00 | \$0.00 | \$0.00 | \$0.00 | \$0.00 | \$421,399.21 | \$162,600.79 |
| 43-02-009 | SERVICIOS DE DESAZOLVE | \$375,999.00 | \$45,577.82 | \$48,838.44 | \$53,192.99 | \$35,912.05 | \$36,221.25 | \$63,659.59 | \$0.00 | \$0.00 | \$0.00 | \$0.00 | \$0.00 | \$0.00 | \$283,402.14 | \$92,596.86 |
| 43-02-010 | SERVICIOS TECNICOS | \$420,000.00 | \$55,368.35 | \$77,816.81 | \$121,790.93 | \$77,596.30 | \$52,388.73 | \$53,081.83 | \$0.00 | \$0.00 | \$0.00 | \$0.00 | \$0.00 | \$0.00 | \$438,042.95 | -\$18,042.95 |
| 43-02-011 | ESTUDIO DE FACTIBILIDAD POR | \$630,000.00 | \$170,469.36 | \$0.00 | \$0.00 | \$0.00 | \$0.00 | \$0.00 | \$0.00 | \$0.00 | \$0.00 | \$0.00 | \$0.00 | \$0.00 | \$170,469.36 | \$459,530.64 |
| 43-02-012 | DERECHO DE SERVICIO | \$1,152,532.50 | \$108,325.20 | \$400,241.12 | \$201,794.71 | \$124,807.33 | \$236,795.86 | \$155,433.85 | \$0.00 | \$0.00 | \$0.00 | \$0.00 | \$0.00 | \$0.00 | \$1,227,358.07 | -\$74,825.57 |
| 43-02-013 | PRESUPUESTO | \$2,100.00 | \$0.00 | \$25,862.07 | \$0.00 | \$38,793.10 | \$0.00 | \$12,931.03 | \$0.00 | \$0.00 | \$0.00 | \$0.00 | \$0.00 | \$0.00 | \$77,568.20 | -\$75,468.20 |
| 43-02-014 | ANALISIS DE LABORATORIO Y | \$1,604.72 | \$0.00 | \$0.00 | \$0.00 | \$0.00 | \$0.00 | \$0.00 | \$0.00 | \$0.00 | \$0.00 | \$0.00 | \$0.00 | \$0.00 | \$0.00 | \$1,604.72 |
| 43-02-015 | INFRAESTRUCTURA IDRAULICA Y | \$52,500.00 | \$0.00 | \$0.00 | \$0.00 | \$0.00 | \$0.00 | \$0.00 | \$0.00 | \$0.00 | \$0.00 | \$0.00 | \$0.00 | \$0.00 | \$0.00 | \$52,500.00 |
| 43-02-017 | SERVICIO DE VIDEOINSPECION | \$6,842.58 | \$0.00 | \$0.00 | \$0.00 | \$0.00 | \$0.00 | \$0.00 | \$0.00 | \$0.00 | \$0.00 | \$0.00 | \$0.00 | \$0.00 | \$0.00 | \$6,842.58 |
| 43-02-026 | REGISTRO Y RESELLO DE | \$227,551.42 | \$0.00 | \$0.00 | \$0.00 | \$0.00 | \$0.00 | \$0.00 | \$0.00 | \$0.00 | \$0.00 | \$0.00 | \$0.00 | \$0.00 | \$0.00 | \$227,551.42 |
| 43-02-028 | DESCARGAS AL | \$6,221.25 | \$0.00 | \$0.00 | \$0.00 | \$0.00 | \$0.00 | \$0.00 | \$0.00 | \$0.00 | \$0.00 | \$0.00 | \$0.00 | \$0.00 | \$0.00 | \$6,221.25 |
| 43-02-028 | SERVICIOS DE AGUA POTABLE | \$654,789.00 | \$0.00 | \$0.00 | \$0.00 | \$0.00 | \$0.00 | \$0.00 | \$0.00 | \$0.00 | \$0.00 | \$0.00 | \$0.00 | \$0.00 | \$0.00 | \$654,789.00 |
| 43-02-029 | ALCANTARILLADO AÑOS | \$263,492.04 | \$0.00 | \$0.00 | \$0.00 | \$0.00 | \$0.00 | \$0.00 | \$0.00 | \$0.00 | \$0.00 | \$0.00 | \$0.00 | \$0.00 | \$0.00 | \$263,492.04 |
| 43-02-030 | SANEAMIENTO AÑOS | \$87,830.68 | \$0.00 | \$0.00 | \$0.00 | \$0.00 | \$0.00 | \$0.00 | \$0.00 | \$0.00 | \$0.00 | \$0.00 | \$0.00 | \$0.00 | \$0.00 | \$87,830.68 |
| 44.00 | Otros Derechos | \$5,250.00 | \$16,427.60 | \$6,902.41 | \$2,161.86 | \$2,161.86 | \$2,161.86 | \$2,161.86 | \$0.00 | \$0.00 | \$0.00 | \$0.00 | \$0.00 | \$0.00 | \$31,977.45 | -\$26,727.45 |
| 44-01 | TASA 0% | \$5,250.00 | \$663.44 | \$92.64 | \$0.00 | \$0.00 | \$0.00 | \$0.00 | \$0.00 | \$0.00 | \$0.00 | \$0.00 | \$0.00 | \$0.00 | \$756.08 | \$4,493.92 |
| 44-01-001 | OTROS INGRESOS | \$5,250.00 | \$663.44 | \$92.64 | \$0.00 | \$0.00 | \$0.00 | \$0.00 | \$0.00 | \$0.00 | \$0.00 | \$0.00 | \$0.00 | \$0.00 | \$756.08 | \$4,493.92 |
| 44-02 | TASA 16% | \$0.00 | \$15,764.16 | \$6,809.77 | \$2,161.86 | \$2,161.86 | \$2,161.86 | \$2,161.86 | \$0.00 | \$0.00 | \$0.00 | \$0.00 | \$0.00 | \$0.00 | \$31,221.37 | -\$31,221.37 |
| 44-02-001 | OTROS INGRESOS | \$0.00 | \$15,764.16 | \$6,809.77 | \$2,161.86 | \$2,161.86 | \$2,161.86 | \$2,161.86 | \$0.00 | \$0.00 | \$0.00 | \$0.00 | \$0.00 | \$0.00 | \$31,221.37 | -\$31,221.37 |
| 45.00 | Accesorios de Derechos | \$1,066,374.92 | \$347,226.20 | \$189,373.82 | \$345,153.70 | \$130,376.28 | \$130,376.28 | \$178,095.15 | \$0.00 | \$0.00 | \$0.00 | \$0.00 | \$0.00 | \$0.00 | \$1,310,078.19 | -\$243,703.27 |
| 45-01 | RECARGOS Y REGULARIZACIÓN | \$1,066,374.92 | \$347,226.20 | \$189,373.82 | \$345,153.70 | \$130,376.28 | \$130,376.28 | \$178,095.15 | \$0.00 | \$0.00 | \$0.00 | \$0.00 | \$0.00 | \$0.00 | \$1,310,078.19 | -\$243,703.27 |
| 45-01-001 | RECARGOS Y REGULARIZACION | \$1,066,374.92 | \$347,226.20 | \$189,373.82 | \$345,153.70 | \$130,376.28 | \$130,376.28 | \$178,095.15 | \$0.00 | \$0.00 | \$0.00 | \$0.00 | \$0.00 | \$0.00 | \$1,310,078.19 | -\$243,703.27 |
| 51.00 | Productos | \$1,460,505.90 | \$202,781.50 | \$147,423.06 | \$150,625.59 | \$89,979.70 | \$89,979.70 | \$116,030.36 | \$0.00 | \$0.00 | \$0.00 | \$0.00 | \$0.00 | \$0.00 | \$924,120.41 | \$536,385.49 |
| 51-02 | MEDIDOR E INSTALACION DE | \$1,460,505.90 | \$202,781.50 | \$147,423.06 | \$150,625.59 | \$89,979.70 | \$89,979.70 | \$116,030.36 | \$0.00 | \$0.00 | \$0.00 | \$0.00 | \$0.00 | \$0.00 | \$924,120.41 | \$536,385.49 |
| 51-02-001 | MEDIDOR E INSTALACION DE | \$1,460,505.90 | \$202,781.50 | \$147,423.06 | \$150,625.59 | \$89,979.70 | \$89,979.70 | \$116,030.36 | \$0.00 | \$0.00 | \$0.00 | \$0.00 | \$0.00 | \$0.00 | \$924,120.41 | \$536,385.49 |
| 61.00 | Aprovechamientos | \$1,417,500.00 | \$315,449.20 | \$171,440.38 | \$193,180.79 | \$22,977.97 | \$22,977.97 | \$33,596.92 | \$0.00 | \$0.00 | \$0.00 | \$0.00 | \$0.00 | \$0.00 | \$1,370,721.18 | \$46,778.82 |
| 61-09 | Otros Aprovechamientos | \$1,417,500.00 | \$315,449.20 | \$171,440.38 | \$193,180.79 | \$22,977.97 | \$22,977.97 | \$33,596.92 | \$0.00 | \$0.00 | \$0.00 | \$0.00 | \$0.00 | \$0.00 | \$1,370,721.18 | \$46,778.82 |
| 61-09-01 | TASA DE 0% | \$387,600.00 | \$91,748.32 | \$19,745.28 | \$36,901.28 | \$0.00 | \$0.00 | \$0.00 | \$0.00 | \$0.00 | \$0.00 | \$0.00 | \$0.00 | \$0.00 | \$46,778.82 | \$340,821.18 |
| 61-09-01-1 | MULTAS E INFRACCIONES | \$387,600.00 | \$91,748.32 | \$19,745.28 | \$36,901.28 | \$0.00 | \$0.00 | \$0.00 | \$0.00 | \$0.00 | \$0.00 | \$0.00 | \$0.00 | \$0.00 | \$46,778.82 | \$340,821.18 |
| 61-09-02 | TASA DE 16% | \$1,050,000.00 | \$223,700.88 | \$151,695.10 | \$156,279.51 | \$18,077.69 | \$18,077.69 | \$33,596.92 | \$0.00 | \$0.00 | \$0.00 | \$0.00 | \$0.00 | \$0.00 | \$222,619.82 | \$144,880.18 |
| 61-09-02-1 | SERVICIOS DE AGUA EN PIPAS | \$1,050,000.00 | \$223,700.88 | \$151,695.10 | \$156,279.51 | \$18,077.69 | \$18,077.69 | \$33,596.92 | \$0.00 | \$0.00 | \$0.00 | \$0.00 | \$0.00 | \$0.00 | \$222,619.82 | \$144,880.18 |
| 79.00 | Otros Ingresos | \$0.00 | \$2,668.72 | \$18,782.39 | \$49,259.11 | \$48,971.74 | \$48,971.74 | \$7,044.41 | \$0.00 | \$0.00 | \$0.00 | \$0.00 | \$0.00 | \$0.00 | \$179,793.06 | -\$179,793.06 |
| 79-01 | Otros Ingresos, Intereses Ganados | \$0.00 | \$2,668.72 | \$18,782.39 | \$49,259.11 | \$48,971.74 | \$48,971.74 | \$7,044.41 | \$0.00 | \$0.00 | \$0.00 | \$0.00 | \$0.00 | \$0.00 | \$179,793.06 | -\$179,793.06 |
| 79-01-03 | INTERESES GANADOS DE | \$0.00 | \$2,668.72 | \$18,782.39 | \$49,259.11 | \$48,971.74 | \$48,971.74 | \$7,044.41 | \$0.00 | \$0.00 | \$0.00 | \$0.00 | \$0.00 | \$0.00 | \$179,793.06 | -\$179,793.06 |
| 79-01-03-01 | REPO | \$0.00 | \$2,668.72 | \$18,782.39 | \$49,259.11 | \$48,971.74 | \$48,971.74 | \$7,044.41 | \$0.00 | \$0.00 | \$0.00 | \$0.00 | \$0.00 | \$0.00 | \$179,793.06 | -\$179,793.06 |
| 79-01-03-05 | DEVOLUCION DE IVA | \$0.00 | \$2.40 | \$0.00 | \$473.68 | \$5,699.88 | \$7,176.04 | \$3,252.18 | \$0.00 | \$0.00 | \$0.00 | \$0.00 | \$0.00 | \$0.00 | \$16,146.12 | -\$16,146.12 |
| 79-01-03-08 | ISR | \$0.00 | \$0.00 | \$0.00 | \$0.00 | \$0.00 | \$0.00 | \$0.00 | \$0.00 | \$0.00 | \$0.00 | \$0.00 | \$0.00 | \$0.00 | \$16,604.18 | -\$16,604.18 |




[Handwritten signature]


| | | | | | | | | | | | | | | | | |
|--------------|--------------------------|------------------------|------------------------|-----------------------|-----------------------|-----------------------|-----------------------|-----------------------|---------------|---------------|---------------|---------------|---------------|---------------|------------------------|-----------------------|
| 81.00 | Participaciones | \$0.00 | \$0.00 | \$149,230.00 | \$339,260.00 | \$362,882.00 | \$157,767.00 | \$159,586.00 | \$0.00 | \$0.00 | \$0.00 | \$0.00 | \$0.00 | \$0.00 | \$1,168,725.00 | -\$1,168,725.00 |
| 81-01 | ISR PARTICIPABLE | \$0.00 | \$0.00 | \$149,230.00 | \$339,260.00 | \$362,882.00 | \$157,767.00 | \$159,586.00 | \$0.00 | \$0.00 | \$0.00 | \$0.00 | \$0.00 | \$0.00 | \$1,168,725.00 | -\$1,168,725.00 |
| 81-01-001 | ISR PARTICIPABLE | \$0.00 | \$0.00 | \$149,230.00 | \$339,260.00 | \$362,882.00 | \$157,767.00 | \$159,586.00 | \$0.00 | \$0.00 | \$0.00 | \$0.00 | \$0.00 | \$0.00 | \$1,168,725.00 | -\$1,168,725.00 |
| 93.00 | Subsidios y Subvenciones | \$0.00 | \$208,017.00 | \$1,105,747.00 | \$1,904,180.00 | \$0.00 | \$0.00 | \$270,190.00 | \$0.00 | \$0.00 | \$0.00 | \$0.00 | \$0.00 | \$0.00 | \$3,488,144.00 | -\$3,488,144.00 |
| 93-03 | DEVOLUCION DE IVA | \$0.00 | \$208,017.00 | \$1,105,747.00 | \$1,904,180.00 | \$0.00 | \$0.00 | \$270,190.00 | \$0.00 | \$0.00 | \$0.00 | \$0.00 | \$0.00 | \$0.00 | \$3,488,144.00 | -\$3,488,144.00 |
| Total | | \$82,411,760.00 | \$27,163,566.82 | \$9,067,314.85 | \$8,990,081.44 | \$4,059,047.23 | \$3,820,232.14 | \$4,986,792.23 | \$0.00 | \$0.00 | \$0.00 | \$0.00 | \$0.00 | \$0.00 | \$58,077,034.82 | \$4,434,715.18 |



 LUIS ENRIQUE HIDALGO HERNANDEZ
 DIRECTOR GENERAL



 MTRA CLAUDIA LETICIA ALTAMIRA MENDOZA
 DIRECTORA DEL DESPACHO DE LOS ASUNTOS DE LA DIRECCIÓN



 LIC. JUAN CARLOS LARA ARROYO
 COMISARIO

