

Usr: mika
rptAnaliticoPresu

Comisión de Agua y Alcantarillado del Municipio de Tulancingo de Bravo, Hidalgo ESTADO DE HIDALGO


Análisis Mensual de Egresos Pagados por Fuente de Financiamiento al 30/Jun./2022

(Cuentas con Movimientos)
(Cifras en pesos y centavos)

Fecha y

04:19 p.m.

Objeto del Gasto	Presupuesto Vigente	Ene	Feb	Mar	Abr	May	Jun	Jul	Ago	Sep	Oct	Nov	Dic	Total	Diferencia (Vigente - Total)
140 INGRESOS PROPIOS															
100000 SERVICIOS PERSONALES	\$26,019,695.02	\$4,004,143.66	\$1,922,728.76	\$1,897,982.35	\$1,917,598.46	\$1,927,091.82	\$2,044,727.41	\$0.00	\$0.00	\$0.00	\$0.00	\$0.00	\$0.00	\$13,714,182.28	\$12,305,512.74
110000 Remuneraciones al personal de carácter	\$20,385,506.66	\$1,790,797.00	\$1,767,149.00	\$1,771,187.00	\$1,759,700.00	\$1,751,036.00	\$1,717,811.00	\$0.00	\$0.00	\$0.00	\$0.00	\$0.00	\$0.00	\$10,557,680.00	\$9,827,826.66
113000 Sueldos base al personal permanente	\$20,385,506.66	\$1,790,797.00	\$1,767,149.00	\$1,771,187.00	\$1,759,700.00	\$1,751,036.00	\$1,717,811.00	\$0.00	\$0.00	\$0.00	\$0.00	\$0.00	\$0.00	\$10,557,680.00	\$9,827,826.66
113001 Sueldos	\$20,385,506.66	\$1,790,797.00	\$1,767,149.00	\$1,771,187.00	\$1,759,700.00	\$1,751,036.00	\$1,717,811.00	\$0.00	\$0.00	\$0.00	\$0.00	\$0.00	\$0.00	\$10,557,680.00	\$9,827,826.66
120000 Remuneraciones al personal de carácter	\$951,579.00	\$77,652.00	\$98,517.00	\$103,945.00	\$101,554.00	\$111,549.00	\$101,057.00	\$0.00	\$0.00	\$0.00	\$0.00	\$0.00	\$0.00	\$594,274.00	\$357,305.00
122000 Sueldos base al personal eventual	\$951,579.00	\$77,652.00	\$98,517.00	\$103,945.00	\$101,554.00	\$111,549.00	\$101,057.00	\$0.00	\$0.00	\$0.00	\$0.00	\$0.00	\$0.00	\$594,274.00	\$357,305.00
122001 Sueldo Base a Personal Eventual	\$951,579.00	\$77,652.00	\$98,517.00	\$103,945.00	\$101,554.00	\$111,549.00	\$101,057.00	\$0.00	\$0.00	\$0.00	\$0.00	\$0.00	\$0.00	\$594,274.00	\$357,305.00
130000 Remuneraciones adicionales y	\$4,209,899.18	\$2,107,863.00	\$0.00	\$0.00	\$0.00	\$0.00	\$183,603.00	\$0.00	\$0.00	\$0.00	\$0.00	\$0.00	\$0.00	\$2,291,466.00	\$1,918,433.18
132000 Primas de vacaciones, dominical y	\$4,209,899.18	\$2,107,863.00	\$0.00	\$0.00	\$0.00	\$0.00	\$183,603.00	\$0.00	\$0.00	\$0.00	\$0.00	\$0.00	\$0.00	\$2,291,466.00	\$1,918,433.18
132001 Prima de Vacaciones y Dominical	\$398,966.66	\$0.00	\$0.00	\$0.00	\$0.00	\$0.00	\$167,569.00	\$0.00	\$0.00	\$0.00	\$0.00	\$0.00	\$0.00	\$167,569.00	\$231,397.66
132002 Gratificación Anual	\$3,803,930.50	\$2,107,863.00	\$0.00	\$0.00	\$0.00	\$0.00	\$16,034.00	\$0.00	\$0.00	\$0.00	\$0.00	\$0.00	\$0.00	\$2,123,897.00	\$1,680,033.50
133000 Horas extraordinarias	\$7,000.00	\$0.00	\$0.00	\$0.00	\$0.00	\$0.00	\$0.00	\$0.00	\$0.00	\$0.00	\$0.00	\$0.00	\$0.00	\$0.00	\$7,000.00
133001 Horas extras	\$7,000.00	\$0.00	\$0.00	\$0.00	\$0.00	\$0.00	\$0.00	\$0.00	\$0.00	\$0.00	\$0.00	\$0.00	\$0.00	\$0.00	\$7,000.00
150000 Otras prestaciones sociales y	\$472,910.18	\$27,831.66	\$57,062.76	\$22,850.35	\$56,344.48	\$64,416.82	\$42,256.41	\$0.00	\$0.00	\$0.00	\$0.00	\$0.00	\$0.00	\$270,762.28	\$202,147.90
152000 Indemnizaciones	\$72,095.00	\$0.00	\$0.00	\$0.00	\$0.00	\$34,254.93	\$0.00	\$0.00	\$0.00	\$0.00	\$0.00	\$0.00	\$0.00	\$34,254.93	\$37,840.07
152001 Indemnizaciones	\$72,095.00	\$0.00	\$0.00	\$0.00	\$0.00	\$34,254.93	\$0.00	\$0.00	\$0.00	\$0.00	\$0.00	\$0.00	\$0.00	\$34,254.93	\$37,840.07
159000 Otras prestaciones sociales y económicas	\$400,815.18	\$27,831.66	\$57,062.76	\$22,850.35	\$56,344.48	\$30,161.69	\$42,256.41	\$0.00	\$0.00	\$0.00	\$0.00	\$0.00	\$0.00	\$236,507.35	\$164,307.83
159002 Otras Prestaciones	\$400,815.18	\$27,831.66	\$57,062.76	\$22,850.35	\$56,344.48	\$30,161.69	\$42,256.41	\$0.00	\$0.00	\$0.00	\$0.00	\$0.00	\$0.00	\$236,507.35	\$164,307.83
200000 MATERIALES Y SUMINISTROS	\$8,253,578.63	\$744,844.48	\$698,435.07	\$1,077,986.09	\$1,021,577.29	\$742,891.97	\$510,149.53	\$0.00	\$0.00	\$0.00	\$0.00	\$0.00	\$0.00	\$4,795,884.43	\$3,457,694.10
210000 Materiales de administración, emisión	\$657,303.07	\$13,854.11	\$52,032.94	\$97,830.11	\$36,348.56	\$27,425.19	\$6,453.61	\$0.00	\$0.00	\$0.00	\$0.00	\$0.00	\$0.00	\$233,944.52	\$423,358.55
211000 Materiales, útiles y equipos menores de	\$363,090.87	\$12,232.11	\$47,818.94	\$93,034.35	\$33,205.56	\$25,162.04	\$6,453.61	\$0.00	\$0.00	\$0.00	\$0.00	\$0.00	\$0.00	\$217,906.61	\$145,184.26
211001 Material de Oficina	\$363,090.87	\$12,232.11	\$47,818.94	\$93,034.35	\$33,205.56	\$25,162.04	\$6,453.61	\$0.00	\$0.00	\$0.00	\$0.00	\$0.00	\$0.00	\$217,906.61	\$145,184.26
212000 Materiales y útiles de impresión y	\$130,050.40	\$0.00	\$0.00	\$940.00	\$0.00	\$0.00	\$0.00	\$0.00	\$0.00	\$0.00	\$0.00	\$0.00	\$0.00	\$940.00	\$129,110.40
212001 Materiales y Útiles de Impresión	\$130,050.40	\$0.00	\$0.00	\$940.00	\$0.00	\$0.00	\$0.00	\$0.00	\$0.00	\$0.00	\$0.00	\$0.00	\$0.00	\$940.00	\$129,110.40
214000 Materiales, útiles y equipos menores de	\$67,680.24	\$1,622.00	\$984.00	\$3,648.00	\$1,732.00	\$414.00	\$0.00	\$0.00	\$0.00	\$0.00	\$0.00	\$0.00	\$0.00	\$8,400.00	\$59,280.24
214001 Material para Bienes Informáticos	\$67,680.24	\$1,622.00	\$984.00	\$3,648.00	\$1,732.00	\$414.00	\$0.00	\$0.00	\$0.00	\$0.00	\$0.00	\$0.00	\$0.00	\$8,400.00	\$59,280.24
214002 Materiales de Grabación	\$250.00	\$0.00	\$0.00	\$0.00	\$0.00	\$0.00	\$0.00	\$0.00	\$0.00	\$0.00	\$0.00	\$0.00	\$0.00	\$0.00	\$250.00
215000 Material impreso e información digital	\$36,199.00	\$0.00	\$0.00	\$0.00	\$0.00	\$0.00	\$0.00	\$0.00	\$0.00	\$0.00	\$0.00	\$0.00	\$0.00	\$0.00	\$36,199.00
215001 Suscripciones a Publicaciones y	\$36,199.00	\$0.00	\$0.00	\$0.00	\$0.00	\$0.00	\$0.00	\$0.00	\$0.00	\$0.00	\$0.00	\$0.00	\$0.00	\$0.00	\$36,199.00
216000 Material de limpieza	\$58,197.42	\$0.00	\$3,230.00	\$207.76	\$1,411.00	\$1,849.15	\$0.00	\$0.00	\$0.00	\$0.00	\$0.00	\$0.00	\$0.00	\$6,897.91	\$51,299.51
216001 Material de Limpieza	\$58,197.42	\$0.00	\$3,230.00	\$207.76	\$1,411.00	\$1,849.15	\$0.00	\$0.00	\$0.00	\$0.00	\$0.00	\$0.00	\$0.00	\$6,897.91	\$51,299.51
218000 Materiales para el registro e identificación	\$2,085.14	\$0.00	\$0.00	\$0.00	\$0.00	\$0.00	\$0.00	\$0.00	\$0.00	\$0.00	\$0.00	\$0.00	\$0.00	\$0.00	\$2,085.14
218002 Identificadores e Iconos de señalización	\$2,085.14	\$0.00	\$0.00	\$0.00	\$0.00	\$0.00	\$0.00	\$0.00	\$0.00	\$0.00	\$0.00	\$0.00	\$0.00	\$0.00	\$2,085.14
220000 Alimentos y utensilios	\$63,431.45	\$3,188.00	\$2,768.59	\$5,899.01	\$3,405.24	\$14,805.99	\$1,130.00	\$0.00	\$0.00	\$0.00	\$0.00	\$0.00	\$0.00	\$41,317.73	\$22,113.72
221000 Productos alimenticios para personas	\$63,431.45	\$3,188.00	\$2,768.59	\$5,899.01	\$3,405.24	\$14,805.99	\$1,130.00	\$0.00	\$0.00	\$0.00	\$0.00	\$0.00	\$0.00	\$41,317.73	\$22,113.72
221001 Alimentación de Personas	\$63,431.45	\$3,188.00	\$2,768.59	\$5,899.01	\$3,405.24	\$14,805.99	\$1,130.00	\$0.00	\$0.00	\$0.00	\$0.00	\$0.00	\$0.00	\$41,317.73	\$22,113.72
230000 Materias primas y materiales de	\$280,566.32	\$18,139.14	\$8,960.31	\$1,461.38	\$2,125.00	\$28,220.18	\$48.27	\$0.00	\$0.00	\$0.00	\$0.00	\$0.00	\$0.00	\$69,953.28	\$210,613.08



Handwritten signature

Handwritten signature



Comisión de Agua y Alcantarillado del Municipio de Tulancingo de Bravo, Hidalgo
ESTADO DE HIDALGO

Análisis Mensual de Egresos Pagados por Fuente de Financiamiento al 30/jun./2022

Usu: mika

rptAnalíticoPresu


(Cuentas con Movimientos)

Fecha y

04:19 p.m.

(Cifras en pesos y centavos)

Objeto del Gasto	Presupuesto Vigente	Ene	Feb	Mar	Abr	May	Jun	Jul	Ago	Sep	Oct	Nov	Dic	Total	Diferencia (Vigente - Total)
231000 Productos alimenticios, agropecuarios y	\$10,000.00	\$0.00	\$0.00	\$0.00	\$0.00	\$1,658.00	\$0.00	\$0.00	\$0.00	\$0.00	\$0.00	\$0.00	\$0.00	\$1,658.00	\$8,342.00
231004 Productos de madera	\$10,000.00	\$0.00	\$0.00	\$0.00	\$0.00	\$1,658.00	\$0.00	\$0.00	\$0.00	\$0.00	\$0.00	\$0.00	\$0.00	\$1,658.00	\$8,342.00
234000 Combustibles, lubricantes, aditivos,	\$270,566.32	\$18,139.14	\$8,920.31	\$1,491.38	\$2,125.01	\$26,673.15	\$948.27	\$0.00	\$0.00	\$0.00	\$0.00	\$0.00	\$0.00	\$58,297.26	\$212,269.06
234001 Combustibles, lubricantes y aditivos,	\$270,566.32	\$18,139.14	\$8,920.31	\$1,491.38	\$2,125.01	\$26,673.15	\$948.27	\$0.00	\$0.00	\$0.00	\$0.00	\$0.00	\$0.00	\$58,297.26	\$212,269.06
240000 Materiales y artículos de construcción y	\$2,613,733.45	\$355,774.21	\$254,095.08	\$224,605.82	\$517,404.61	\$243,940.15	\$154,171.26	\$0.00	\$0.00	\$0.00	\$0.00	\$0.00	\$0.00	\$1,750,581.11	\$863,152.34
241000 Productos minerales no metálicos	\$178,090.80	\$13,300.00	\$17,600.00	\$41,400.00	\$25,900.00	\$20,200.00	\$31,300.00	\$0.00	\$0.00	\$0.00	\$0.00	\$0.00	\$0.00	\$149,700.00	\$28,390.80
241001 Productos minerales no metálicos	\$178,090.80	\$13,300.00	\$17,600.00	\$41,400.00	\$25,900.00	\$20,200.00	\$31,300.00	\$0.00	\$0.00	\$0.00	\$0.00	\$0.00	\$0.00	\$149,700.00	\$28,390.80
242000 Cemento y productos de concreto	\$361,680.00	\$19,396.55	\$25,517.24	\$37,551.73	\$48,806.04	\$20,656.81	\$20,534.46	\$0.00	\$0.00	\$0.00	\$0.00	\$0.00	\$0.00	\$172,664.85	\$189,015.15
242001 Cemento y productos de concreto	\$361,680.00	\$19,396.55	\$25,517.24	\$37,551.73	\$48,806.04	\$20,656.81	\$20,534.46	\$0.00	\$0.00	\$0.00	\$0.00	\$0.00	\$0.00	\$172,664.85	\$189,015.15
243000 Cal, yeso y productos de yeso	\$9,354.27	\$0.00	\$0.00	\$0.00	\$366.38	\$0.00	\$0.00	\$0.00	\$0.00	\$0.00	\$0.00	\$0.00	\$0.00	\$366.38	\$8,987.89
243001 Cal, yeso y productos de yeso	\$9,354.27	\$0.00	\$0.00	\$0.00	\$366.38	\$0.00	\$0.00	\$0.00	\$0.00	\$0.00	\$0.00	\$0.00	\$0.00	\$366.38	\$8,987.89
244000 Madera y productos de madera	\$29,977.88	\$0.00	\$2,517.24	\$2,208.00	\$0.00	\$0.00	\$0.00	\$0.00	\$0.00	\$0.00	\$0.00	\$0.00	\$0.00	\$4,725.24	\$25,252.64
244001 Madera y productos de madera	\$29,977.88	\$0.00	\$2,517.24	\$2,208.00	\$0.00	\$0.00	\$0.00	\$0.00	\$0.00	\$0.00	\$0.00	\$0.00	\$0.00	\$4,725.24	\$25,252.64
245000 Vidrio y productos de vidrio	\$6,000.00	\$0.00	\$0.00	\$0.00	\$4,466.90	\$0.00	\$0.00	\$0.00	\$0.00	\$0.00	\$0.00	\$0.00	\$0.00	\$4,466.90	\$1,533.10
245001 Vidrio y productos de vidrio	\$6,000.00	\$0.00	\$0.00	\$0.00	\$4,466.90	\$0.00	\$0.00	\$0.00	\$0.00	\$0.00	\$0.00	\$0.00	\$0.00	\$4,466.90	\$1,533.10
246000 Material eléctrico y electrónico	\$168,541.00	\$9,779.31	\$66.81	\$6,832.83	\$32,023.46	\$696.04	\$1,089.32	\$0.00	\$0.00	\$0.00	\$0.00	\$0.00	\$0.00	\$50,487.77	\$118,053.23
246001 Material Eléctrico	\$168,541.00	\$9,779.31	\$66.81	\$6,832.83	\$32,023.46	\$696.04	\$1,089.32	\$0.00	\$0.00	\$0.00	\$0.00	\$0.00	\$0.00	\$50,487.77	\$118,053.23
246002 Material Electrónico	\$80,000.00	\$0.00	\$0.00	\$0.00	\$0.00	\$0.00	\$0.00	\$0.00	\$0.00	\$0.00	\$0.00	\$0.00	\$0.00	\$0.00	\$80,000.00
247000 Artículos metálicos para la construcción	\$320,634.06	\$14,446.01	\$78,868.38	\$57,403.67	\$68,575.29	\$8,326.14	\$13,492.25	\$0.00	\$0.00	\$0.00	\$0.00	\$0.00	\$0.00	\$231,111.74	\$89,522.32
247001 Artículos metálicos para la construcción	\$320,634.06	\$14,446.01	\$78,868.38	\$57,403.67	\$68,575.29	\$8,326.14	\$13,492.25	\$0.00	\$0.00	\$0.00	\$0.00	\$0.00	\$0.00	\$231,111.74	\$89,522.32
249000 Otros materiales y artículos de	\$1,539,455.64	\$298,852.34	\$130,115.39	\$79,209.59	\$347,266.54	\$193,859.16	\$87,755.21	\$0.00	\$0.00	\$0.00	\$0.00	\$0.00	\$0.00	\$1,137,058.23	\$402,397.41
249001 Otros materiales y artículos de	\$1,539,455.64	\$298,852.34	\$130,115.39	\$79,209.59	\$347,266.54	\$193,859.16	\$87,755.21	\$0.00	\$0.00	\$0.00	\$0.00	\$0.00	\$0.00	\$1,137,058.23	\$402,397.41
250000 Productos químicos, farmacéuticos y de	\$715,936.41	\$12,862.20	\$7,507.20	\$70,088.40	\$66,757.20	\$59,329.40	\$72,331.20	\$0.00	\$0.00	\$0.00	\$0.00	\$0.00	\$0.00	\$288,876.60	\$427,060.81
250000 Fibras sintéticas, hules, plásticos y	\$90.52	\$0.00	\$0.00	\$0.00	\$0.00	\$0.00	\$0.00	\$0.00	\$0.00	\$0.00	\$0.00	\$0.00	\$0.00	\$0.00	\$90.52
250001 Fibras sintéticas, hules, plásticos y	\$90.52	\$0.00	\$0.00	\$0.00	\$0.00	\$0.00	\$0.00	\$0.00	\$0.00	\$0.00	\$0.00	\$0.00	\$0.00	\$0.00	\$90.52
258000 Otros productos químicos	\$715,845.89	\$12,862.20	\$7,507.20	\$70,088.40	\$66,757.20	\$59,329.40	\$72,331.20	\$0.00	\$0.00	\$0.00	\$0.00	\$0.00	\$0.00	\$288,876.60	\$426,970.29
259001 Otros productos químicos	\$715,845.89	\$12,862.20	\$7,507.20	\$70,088.40	\$66,757.20	\$59,329.40	\$72,331.20	\$0.00	\$0.00	\$0.00	\$0.00	\$0.00	\$0.00	\$288,876.60	\$426,970.29
260000 Combustibles, lubricantes y aditivos	\$2,114,802.01	\$204,943.07	\$227,819.66	\$405,568.16	\$249,472.54	\$262,476.50	\$227,448.77	\$0.00	\$0.00	\$0.00	\$0.00	\$0.00	\$0.00	\$1,577,728.70	\$537,073.31
261000 Combustibles, lubricantes y aditivos	\$2,114,802.01	\$204,943.07	\$227,819.66	\$405,568.16	\$249,472.54	\$262,476.50	\$227,448.77	\$0.00	\$0.00	\$0.00	\$0.00	\$0.00	\$0.00	\$1,577,728.70	\$537,073.31
281001 Combustibles y Lubricantes vehículos y	\$2,114,802.01	\$204,943.07	\$227,819.66	\$405,568.16	\$249,472.54	\$262,476.50	\$227,448.77	\$0.00	\$0.00	\$0.00	\$0.00	\$0.00	\$0.00	\$1,577,728.70	\$537,073.31
270000 Vestuario, blancos, prendas de	\$406,223.50	\$450.00	\$42,254.25	\$50,111.17	\$78,914.83	\$0.00	\$9,597.48	\$0.00	\$0.00	\$0.00	\$0.00	\$0.00	\$0.00	\$181,327.71	\$224,895.79
271000 Vestuario y uniformes	\$190,055.02	\$0.00	\$3,778.45	\$1,800.00	\$78,320.00	\$0.00	\$7,500.00	\$0.00	\$0.00	\$0.00	\$0.00	\$0.00	\$0.00	\$91,396.45	\$98,658.57
271001 Vestuario, Uniformes	\$190,055.02	\$0.00	\$3,778.45	\$1,800.00	\$78,320.00	\$0.00	\$7,500.00	\$0.00	\$0.00	\$0.00	\$0.00	\$0.00	\$0.00	\$91,396.45	\$98,658.57
272000 Prendas de seguridad y protección	\$216,168.48	\$450.00	\$38,475.80	\$48,311.17	\$594.83	\$0.00	\$2,097.48	\$0.00	\$0.00	\$0.00	\$0.00	\$0.00	\$0.00	\$89,929.26	\$126,239.22
272001 Prendas de Protección	\$216,168.48	\$450.00	\$38,475.80	\$48,311.17	\$594.83	\$0.00	\$2,097.48	\$0.00	\$0.00	\$0.00	\$0.00	\$0.00	\$0.00	\$89,929.26	\$126,239.22
290000 Herramientas, refacciones y accesorios	\$1,381,582.32	\$135,633.75	\$102,447.08	\$222,392.04	\$87,107.90	\$106,506.19	\$28,068.95	\$0.00	\$0.00	\$0.00	\$0.00	\$0.00	\$0.00	\$662,155.80	\$719,426.52
291000 Herramientas menores	\$323,504.18	\$28,170.98	\$32,524.47	\$27,052.29	\$9,956.63	\$18,530.10	\$5,188.82	\$0.00	\$0.00	\$0.00	\$0.00	\$0.00	\$0.00	\$121,423.29	\$202,080.89
291001 Herramientas Menores	\$323,504.18	\$28,170.98	\$32,524.47	\$27,052.29	\$9,956.63	\$18,530.10	\$5,188.82	\$0.00	\$0.00	\$0.00	\$0.00	\$0.00	\$0.00	\$121,423.29	\$202,080.89
292000 Refacciones y accesorios menores de	\$85,593.67	\$596.38	\$883.79	\$22,776.72	\$0.00	\$56.47	\$708.03	\$0.00	\$0.00	\$0.00	\$0.00	\$0.00	\$0.00	\$25,489.39	\$60,104.28
292001 Refacciones y accesorios menores de	\$85,593.67	\$596.38	\$883.79	\$22,776.72	\$0.00	\$56.47	\$708.03	\$0.00	\$0.00	\$0.00	\$0.00	\$0.00	\$0.00	\$25,489.39	\$60,104.28



Handwritten signature

Handwritten signature



Usr: mika
rpt:AnalíticoPresu

Comisión de Agua y Alcantarillado del Municipio de Tulancingo de Bravo, Hidalgo ESTADO DE HIDALGO

Análítico Mensual de Egresos Pagados por Fuente de Financiamiento al 30/jun./2022

(Cuentas con Movimientos)

(Cifras en pesos y centavos)

Fecha y

04:19 p. m.

Objeto del Gasto	Presupuesto Vigente	Ene	Feb	Mar	Abr	May	Jun	Jul	Ago	Sep	Oct	Nov	Dic	Total	Diferencia (Vigente - Total)
294000 Refacciones y accesorios menores de	\$64,750.10	\$1,261.33	\$2,972.03	\$2,785.99	\$422.42	\$129.31	\$0.00	\$0.00	\$0.00	\$0.00	\$0.00	\$0.00	\$0.00	\$7,571.08	\$57,179.02
294001 Refacciones y accesorios menores de	\$64,750.10	\$1,261.33	\$2,972.03	\$2,785.99	\$422.42	\$129.31	\$0.00	\$0.00	\$0.00	\$0.00	\$0.00	\$0.00	\$0.00	\$7,571.08	\$57,179.02
296000 Refacciones y accesorios menores de	\$605,428.62	\$26,492.60	\$54,860.36	\$114,262.92	\$49,640.14	\$80,106.14	\$18,993.72	\$0.00	\$0.00	\$0.00	\$0.00	\$0.00	\$0.00	\$342,345.88	\$263,082.74
296001 Refacciones	\$605,428.62	\$26,492.60	\$54,860.36	\$114,262.92	\$49,640.14	\$80,106.14	\$18,993.72	\$0.00	\$0.00	\$0.00	\$0.00	\$0.00	\$0.00	\$342,345.88	\$263,082.74
298000 Refacciones y accesorios menores de	\$155,454.75	\$32,261.46	\$10,005.18	\$24,709.12	\$7,088.61	\$8,056.17	\$1,821.39	\$0.00	\$0.00	\$0.00	\$0.00	\$0.00	\$0.00	\$81,941.93	\$73,512.82
298001 Refacciones y accesorios menores de	\$155,454.75	\$32,261.46	\$10,005.18	\$24,709.12	\$7,088.61	\$8,056.17	\$1,821.39	\$0.00	\$0.00	\$0.00	\$0.00	\$0.00	\$0.00	\$81,941.93	\$73,512.82
299000 Refacciones y accesorios menores otros	\$146,851.00	\$46,851.00	\$1,221.23	\$30,805.00	\$0.00	\$1,140.00	\$3,367.00	\$0.00	\$0.00	\$0.00	\$0.00	\$0.00	\$0.00	\$83,384.23	\$63,466.77
299001 Refacciones y accesorios menores de	\$146,851.00	\$46,851.00	\$1,221.23	\$30,805.00	\$0.00	\$1,140.00	\$3,367.00	\$0.00	\$0.00	\$0.00	\$0.00	\$0.00	\$0.00	\$83,384.23	\$63,466.77
306000 SERVICIOS GENERALES	\$39,492,323.29	\$5,954,946.02	\$3,715,703.81	\$4,527,244.26	\$4,270,229.91	\$3,860,472.54	\$3,781,911.01	\$0.00	\$0.00	\$0.00	\$0.00	\$0.00	\$0.00	\$26,110,507.55	\$13,381,815.74
310000 Servicios básicos	\$20,226,485.87	\$2,737,044.60	\$2,472,330.83	\$2,443,978.36	\$2,816,103.42	\$2,797,240.33	\$3,024,539.82	\$0.00	\$0.00	\$0.00	\$0.00	\$0.00	\$0.00	\$16,291,237.68	\$3,935,248.81
311000 Energía eléctrica	\$20,054,321.39	\$2,726,190.98	\$2,466,084.16	\$2,426,535.48	\$2,805,728.45	\$2,787,640.13	\$3,009,608.21	\$0.00	\$0.00	\$0.00	\$0.00	\$0.00	\$0.00	\$16,223,767.41	\$3,830,553.98
311001 Servicio de Energía Eléctrica	\$20,054,321.39	\$2,726,190.98	\$2,466,084.16	\$2,426,535.48	\$2,805,728.45	\$2,787,640.13	\$3,009,608.21	\$0.00	\$0.00	\$0.00	\$0.00	\$0.00	\$0.00	\$16,223,767.41	\$3,830,553.98
312000 Gas	\$50,804.28	\$3,402.79	\$0.00	\$8,664.66	\$4,509.49	\$6,459.84	\$9,282.95	\$0.00	\$0.00	\$0.00	\$0.00	\$0.00	\$0.00	\$32,319.73	\$18,484.55
312001 Gas	\$50,804.28	\$3,402.79	\$0.00	\$8,664.66	\$4,509.49	\$6,459.84	\$9,282.95	\$0.00	\$0.00	\$0.00	\$0.00	\$0.00	\$0.00	\$32,319.73	\$18,484.55
314000 Telefonía tradicional	\$53,060.20	\$2,322.42	\$2,667.25	\$3,223.00	\$2,322.40	\$2,694.00	\$2,994.00	\$0.00	\$0.00	\$0.00	\$0.00	\$0.00	\$0.00	\$16,223.07	\$36,837.13
314001 Servicio Telefónico Tradicional	\$53,060.20	\$2,322.42	\$2,667.25	\$3,223.00	\$2,322.40	\$2,694.00	\$2,994.00	\$0.00	\$0.00	\$0.00	\$0.00	\$0.00	\$0.00	\$16,223.07	\$36,837.13
315000 Telefonía celular	\$11,800.00	\$129.31	\$129.31	\$129.31	\$344.82	\$129.31	\$301.72	\$0.00	\$0.00	\$0.00	\$0.00	\$0.00	\$0.00	\$1,163.78	\$10,636.22
315001 Servicio de Telefonía Celular	\$11,800.00	\$129.31	\$129.31	\$129.31	\$344.82	\$129.31	\$301.72	\$0.00	\$0.00	\$0.00	\$0.00	\$0.00	\$0.00	\$1,163.78	\$10,636.22
317000 Servicios de acceso de Internet, redes y	\$36,000.00	\$4,999.00	\$3,198.26	\$3,198.26	\$3,198.26	\$0.00	\$2,352.94	\$0.00	\$0.00	\$0.00	\$0.00	\$0.00	\$0.00	\$16,946.72	\$19,053.28
317001 Servicios de Conducción de Señales	\$36,000.00	\$4,999.00	\$3,198.26	\$3,198.26	\$3,198.26	\$0.00	\$2,352.94	\$0.00	\$0.00	\$0.00	\$0.00	\$0.00	\$0.00	\$16,946.72	\$19,053.28
318000 Servicios postales y telegráficos	\$20,350.00	\$0.00	\$261.65	\$227.65	\$0.00	\$317.05	\$0.00	\$0.00	\$0.00	\$0.00	\$0.00	\$0.00	\$0.00	\$796.35	\$19,553.65
318001 Servicio Postal	\$20,350.00	\$0.00	\$261.65	\$227.65	\$0.00	\$317.05	\$0.00	\$0.00	\$0.00	\$0.00	\$0.00	\$0.00	\$0.00	\$796.35	\$19,553.65
319000 Servicios integrales y otros servicios	\$150.00	\$0.00	\$0.00	\$0.00	\$0.00	\$0.00	\$0.00	\$0.00	\$0.00	\$0.00	\$0.00	\$0.00	\$0.00	\$0.00	\$160.00
319001 Servicios integrales y otros servicios	\$150.00	\$0.00	\$0.00	\$0.00	\$0.00	\$0.00	\$0.00	\$0.00	\$0.00	\$0.00	\$0.00	\$0.00	\$0.00	\$0.00	\$160.00
320000 Servicios de arrendamiento	\$3,284,398.26	\$208,305.17	\$338,633.58	\$484,340.92	\$447,776.68	\$285,161.21	\$115,900.00	\$0.00	\$0.00	\$0.00	\$0.00	\$0.00	\$0.00	\$1,890,117.56	\$1,374,278.70
323000 Arrendamiento de mobiliario y equipo de	\$6,500.00	\$500.00	\$505.45	\$505.45	\$505.45	\$0.00	\$0.00	\$0.00	\$0.00	\$0.00	\$0.00	\$0.00	\$0.00	\$2,016.35	\$4,483.65
323001 Arrendamiento de Equipo y Bienes	\$6,500.00	\$500.00	\$505.45	\$505.45	\$505.45	\$0.00	\$0.00	\$0.00	\$0.00	\$0.00	\$0.00	\$0.00	\$0.00	\$2,016.35	\$4,483.65
325000 Arrendamiento de equipo de transporte	\$2,070,000.00	\$54,655.17	\$301,317.24	\$355,655.17	\$326,310.34	\$141,600.00	\$17,600.00	\$0.00	\$0.00	\$0.00	\$0.00	\$0.00	\$0.00	\$1,196,937.92	\$873,062.08
325001 Servicios de arrendamiento de vehículos y	\$2,070,000.00	\$54,655.17	\$301,317.24	\$355,655.17	\$326,310.34	\$141,600.00	\$17,600.00	\$0.00	\$0.00	\$0.00	\$0.00	\$0.00	\$0.00	\$1,196,937.92	\$873,062.08
326000 Arrendamiento de maquinaria, otros	\$1,111,136.26	\$152,150.00	\$30,700.00	\$135,448.72	\$119,950.00	\$139,011.21	\$98,400.00	\$0.00	\$0.00	\$0.00	\$0.00	\$0.00	\$0.00	\$675,659.93	\$435,476.33
326001 Arrendamiento de Maquinaria y Equipo	\$1,111,136.26	\$152,150.00	\$30,700.00	\$135,448.72	\$119,950.00	\$139,011.21	\$98,400.00	\$0.00	\$0.00	\$0.00	\$0.00	\$0.00	\$0.00	\$675,659.93	\$435,476.33
327000 Arrendamiento de activos intangibles	\$29,160.00	\$1,000.00	\$6,110.89	\$2,731.58	\$1,010.89	\$0.00	\$0.00	\$0.00	\$0.00	\$0.00	\$0.00	\$0.00	\$0.00	\$10,853.36	\$18,306.64
327001 Arrendamiento de activos intangibles	\$29,160.00	\$1,000.00	\$6,110.89	\$2,731.58	\$1,010.89	\$0.00	\$0.00	\$0.00	\$0.00	\$0.00	\$0.00	\$0.00	\$0.00	\$10,853.36	\$18,306.64
329000 Otros arrendamientos	\$47,600.00	\$0.00	\$0.00	\$0.00	\$0.00	\$4,650.00	\$0.00	\$0.00	\$0.00	\$0.00	\$0.00	\$0.00	\$0.00	\$4,650.00	\$42,950.00
329001 Otros arrendamientos	\$47,600.00	\$0.00	\$0.00	\$0.00	\$0.00	\$4,650.00	\$0.00	\$0.00	\$0.00	\$0.00	\$0.00	\$0.00	\$0.00	\$4,650.00	\$42,950.00
330000 Servicios profesionales, científicos,	\$3,269,820.63	\$436,357.49	\$366,467.37	\$541,030.88	\$306,598.78	\$189,737.36	\$304,884.27	\$0.00	\$0.00	\$0.00	\$0.00	\$0.00	\$0.00	\$2,154,476.15	\$1,115,343.88
331000 Servicios legales, de contabilidad,	\$733,517.33	\$0.00	\$217,422.78	\$315,620.06	\$0.00	\$0.00	\$45,881.32	\$0.00	\$0.00	\$0.00	\$0.00	\$0.00	\$0.00	\$578,824.16	\$154,693.17
331001 Servicios legales	\$83,517.33	\$0.00	\$0.00	\$0.00	\$0.00	\$0.00	\$0.00	\$0.00	\$0.00	\$0.00	\$0.00	\$0.00	\$0.00	\$0.00	\$83,517.33
331002 Servicios de contabilidad, auditoría y	\$650,000.00	\$0.00	\$217,422.78	\$315,620.06	\$0.00	\$0.00	\$45,881.32	\$0.00	\$0.00	\$0.00	\$0.00	\$0.00	\$0.00	\$578,824.16	\$71,175.84
334000 Servicios de capacitación	\$89,830.50	\$0.00	\$0.00	\$0.00	\$0.00	\$0.00	\$0.00	\$0.00	\$0.00	\$0.00	\$0.00	\$0.00	\$0.00	\$0.00	\$89,830.50



[Handwritten signature]

[Handwritten signature]



Comisión de Agua y Alcantarillado del Municipio de Tulancingo de Bravo, Hidalgo
ESTADO DE HIDALGO

Análisis Mensual de Egresos Pagados por Fuente de Financiamiento al 30/jun./2022

Usu: mika
rptAnalíticoPresu

(Cuentas con Movimientos)

Fecha y

04:19 p. m.

(Cifras en pesos y centavos)

Objeto del Gasto	Presupuesto Vigente	Ene	Feb	Mar	Abr	May	Jun	Jul	Ago	Sep	Oct	Nov	Dic	Total	Diferencia (Vigente - Total)
334001 Capacitación	\$89,830.50	\$0.00	\$0.00	\$0.00	\$0.00	\$0.00	\$0.00	\$0.00	\$0.00	\$0.00	\$0.00	\$0.00	\$0.00	\$0.00	\$89,830.50
336000 Servicios de apoyo administrativo,	\$237,892.00	\$53,464.49	\$22,154.36	\$15,386.29	\$13,706.36	\$37,262.36	\$11,028.45	\$0.00	\$0.00	\$0.00	\$0.00	\$0.00	\$0.00	\$153,022.31	\$84,869.69
336001 Servicios de apoyo administrativo,	\$237,892.00	\$53,464.49	\$22,154.36	\$15,386.29	\$13,706.36	\$37,262.36	\$11,028.45	\$0.00	\$0.00	\$0.00	\$0.00	\$0.00	\$0.00	\$153,022.31	\$84,869.69
338000 Servicios de vigilancia	\$1,200.00	\$0.00	\$0.00	\$0.00	\$0.00	\$980.00	\$0.00	\$0.00	\$0.00	\$0.00	\$0.00	\$0.00	\$0.00	\$980.00	\$220.00
338001 Servicios de Vigilancia	\$1,200.00	\$0.00	\$0.00	\$0.00	\$0.00	\$980.00	\$0.00	\$0.00	\$0.00	\$0.00	\$0.00	\$0.00	\$0.00	\$980.00	\$220.00
339000 Servicios profesionales, científicos y	\$2,207,380.20	\$382,893.00	\$126,890.23	\$210,124.53	\$292,892.42	\$160,875.00	\$247,974.50	\$0.00	\$0.00	\$0.00	\$0.00	\$0.00	\$0.00	\$1,421,849.68	\$785,530.52
339001 Estudios e Investigaciones	\$592,500.00	\$62,640.00	\$2,000.00	\$14,053.53	\$23,350.00	\$66,760.00	\$0.00	\$0.00	\$0.00	\$0.00	\$0.00	\$0.00	\$0.00	\$187,803.53	\$404,696.47
339003 Prestación de Servicios Profesionales	\$1,614,880.20	\$320,253.00	\$124,890.23	\$196,071.00	\$269,542.42	\$95,115.00	\$247,974.50	\$0.00	\$0.00	\$0.00	\$0.00	\$0.00	\$0.00	\$1,253,046.15	\$361,834.05
340000 Servicios financieros, bancarios y	\$850,767.55	\$85,550.25	\$26,321.28	\$42,471.48	\$29,595.61	\$85,292.25	\$40,068.92	\$0.00	\$0.00	\$0.00	\$0.00	\$0.00	\$0.00	\$269,289.69	\$581,477.86
341000 Servicios financieros y bancarios	\$160,002.20	\$65,550.25	\$25,021.28	\$15,123.21	\$11,947.24	\$11,652.84	\$11,019.52	\$0.00	\$0.00	\$0.00	\$0.00	\$0.00	\$0.00	\$140,314.34	\$19,687.86
341001 Intereses, Descuentos, y otros Servicios	\$160,002.20	\$65,550.25	\$25,021.28	\$15,123.21	\$11,947.24	\$11,652.84	\$11,019.52	\$0.00	\$0.00	\$0.00	\$0.00	\$0.00	\$0.00	\$140,314.34	\$19,687.86
345000 Seguro de bienes patrimoniales	\$538,760.35	\$0.00	\$0.00	\$0.00	\$0.00	\$44,629.41	\$29,049.40	\$0.00	\$0.00	\$0.00	\$0.00	\$0.00	\$0.00	\$73,678.81	\$465,081.54
345001 Seguros	\$538,760.35	\$0.00	\$0.00	\$0.00	\$0.00	\$44,629.41	\$29,049.40	\$0.00	\$0.00	\$0.00	\$0.00	\$0.00	\$0.00	\$73,678.81	\$465,081.54
347000 Fletes y maniobras	\$152,005.00	\$0.00	\$1,300.00	\$27,348.27	\$17,648.27	\$9,000.00	\$0.00	\$0.00	\$0.00	\$0.00	\$0.00	\$0.00	\$0.00	\$55,296.54	\$96,708.46
347001 Fletes y Maniobras	\$152,005.00	\$0.00	\$1,300.00	\$27,348.27	\$17,648.27	\$9,000.00	\$0.00	\$0.00	\$0.00	\$0.00	\$0.00	\$0.00	\$0.00	\$55,296.54	\$96,708.46
360000 Servicios de instalación, reparación,	\$4,576,634.95	\$929,137.16	\$297,819.00	\$740,219.55	\$553,332.48	\$342,837.01	\$128,261.37	\$0.00	\$0.00	\$0.00	\$0.00	\$0.00	\$0.00	\$2,989,806.57	\$1,586,828.38
351000 Conservación y mantenimiento menor de	\$42,000.00	\$0.00	\$0.00	\$0.00	\$0.00	\$1,982.76	\$0.00	\$0.00	\$0.00	\$0.00	\$0.00	\$0.00	\$0.00	\$1,982.76	\$40,017.24
351001 Conservación y mantenimiento menor de	\$42,000.00	\$0.00	\$0.00	\$0.00	\$0.00	\$1,982.76	\$0.00	\$0.00	\$0.00	\$0.00	\$0.00	\$0.00	\$0.00	\$1,982.76	\$40,017.24
352000 Instalación, reparación y mantenimiento	\$7,500.00	\$0.00	\$0.00	\$0.00	\$0.00	\$0.00	\$0.00	\$0.00	\$0.00	\$0.00	\$0.00	\$0.00	\$0.00	\$0.00	\$7,500.00
352001 Mantenimiento de Mobiliario y Equipo de	\$6,000.00	\$0.00	\$0.00	\$0.00	\$0.00	\$0.00	\$0.00	\$0.00	\$0.00	\$0.00	\$0.00	\$0.00	\$0.00	\$0.00	\$6,000.00
352002 Mantenimiento de Equipo y Aparatos de	\$1,500.00	\$0.00	\$0.00	\$0.00	\$0.00	\$0.00	\$0.00	\$0.00	\$0.00	\$0.00	\$0.00	\$0.00	\$0.00	\$0.00	\$1,500.00
353000 Instalación, reparación y mantenimiento	\$32,750.40	\$0.00	\$0.00	\$0.00	\$0.00	\$5,795.21	\$0.00	\$0.00	\$0.00	\$0.00	\$0.00	\$0.00	\$0.00	\$5,795.21	\$26,955.19
353001 Mantenimiento de bienes Informáticos	\$32,750.40	\$0.00	\$0.00	\$0.00	\$0.00	\$5,795.21	\$0.00	\$0.00	\$0.00	\$0.00	\$0.00	\$0.00	\$0.00	\$5,795.21	\$26,955.19
355000 Reparación y mantenimiento de equipo de	\$1,234,988.13	\$726,535.17	\$26,257.30	\$24,643.46	\$30,611.73	\$28,367.00	\$7,402.76	\$0.00	\$0.00	\$0.00	\$0.00	\$0.00	\$0.00	\$843,807.42	\$391,180.71
355001 Mantenimiento de Vehículos	\$1,234,988.13	\$726,535.17	\$26,257.30	\$24,643.46	\$30,611.73	\$28,367.00	\$7,402.76	\$0.00	\$0.00	\$0.00	\$0.00	\$0.00	\$0.00	\$843,807.42	\$391,180.71
357000 Instalación, reparación y mantenimiento	\$2,837,296.42	\$161,801.99	\$259,061.70	\$703,576.09	\$507,168.27	\$260,543.24	\$108,958.61	\$0.00	\$0.00	\$0.00	\$0.00	\$0.00	\$0.00	\$1,999,027.90	\$838,268.52
357001 Mantenimiento de Maquinaria y Equipo	\$79,500.00	\$24,162.07	\$250.00	\$5,700.00	\$1,300.00	\$1,750.00	\$2,950.00	\$0.00	\$0.00	\$0.00	\$0.00	\$0.00	\$0.00	\$36,112.07	\$43,387.93
357002 Mantenimiento e Instalación de Equipos y	\$2,130,996.42	\$137,639.92	\$242,291.00	\$697,876.09	\$505,868.27	\$246,667.37	\$103,710.33	\$0.00	\$0.00	\$0.00	\$0.00	\$0.00	\$0.00	\$1,934,070.98	\$196,925.44
357004 Mantenimiento, instalación, reparación y	\$615,000.00	\$0.00	\$16,520.70	\$0.00	\$0.00	\$12,125.87	\$198.28	\$0.00	\$0.00	\$0.00	\$0.00	\$0.00	\$0.00	\$26,844.85	\$588,155.15
357005 Mantenimiento de equipo de topografía	\$11,800.00	\$0.00	\$0.00	\$0.00	\$0.00	\$0.00	\$0.00	\$0.00	\$0.00	\$0.00	\$0.00	\$0.00	\$0.00	\$0.00	\$11,800.00
358000 Servicios de limpieza y manejo de	\$400,600.00	\$40,800.00	\$12,500.00	\$12,000.00	\$15,534.48	\$46,168.80	\$12,000.00	\$0.00	\$0.00	\$0.00	\$0.00	\$0.00	\$0.00	\$138,993.28	\$261,606.72
358001 Servicio de limpieza y manejo de	\$235,600.00	\$12,000.00	\$12,000.00	\$12,000.00	\$12,000.00	\$13,000.00	\$12,000.00	\$0.00	\$0.00	\$0.00	\$0.00	\$0.00	\$0.00	\$73,500.00	\$162,100.00
358002 Sanitización, limpieza y desinfección	\$165,000.00	\$28,800.00	\$0.00	\$0.00	\$3,534.48	\$33,168.80	\$0.00	\$0.00	\$0.00	\$0.00	\$0.00	\$0.00	\$0.00	\$65,493.28	\$99,506.72
359000 Servicios de jardinería y fumigación	\$21,500.00	\$0.00	\$0.00	\$0.00	\$0.00	\$0.00	\$0.00	\$0.00	\$0.00	\$0.00	\$0.00	\$0.00	\$0.00	\$0.00	\$21,500.00
359001 Servicios de jardinería y fumigación	\$21,500.00	\$0.00	\$0.00	\$0.00	\$0.00	\$0.00	\$0.00	\$0.00	\$0.00	\$0.00	\$0.00	\$0.00	\$0.00	\$0.00	\$21,500.00
360000 Servicios de comunicación social y	\$1,620,000.00	\$151,310.35	\$107,206.90	\$126,208.99	\$111,208.90	\$108,208.90	\$63,103.45	\$0.00	\$0.00	\$0.00	\$0.00	\$0.00	\$0.00	\$665,241.40	\$954,758.60
361000 Difusión por radio, televisión y otros	\$1,566,400.00	\$151,310.35	\$107,206.90	\$126,208.90	\$111,208.90	\$108,208.90	\$63,103.45	\$0.00	\$0.00	\$0.00	\$0.00	\$0.00	\$0.00	\$665,241.40	\$901,158.60
361001 Difusión de programas y actividades	\$1,566,400.00	\$151,310.35	\$107,206.90	\$126,208.90	\$111,208.90	\$108,208.90	\$63,103.45	\$0.00	\$0.00	\$0.00	\$0.00	\$0.00	\$0.00	\$665,241.40	\$900,158.60
361002 Impresiones y Publicaciones Oficiales	\$1,000.00	\$0.00	\$0.00	\$0.00	\$0.00	\$0.00	\$0.00	\$0.00	\$0.00	\$0.00	\$0.00	\$0.00	\$0.00	\$0.00	\$1,000.00
362000 Difusión por radio, televisión y otros	\$53,600.00	\$0.00	\$0.00	\$0.00	\$0.00	\$0.00	\$0.00	\$0.00	\$0.00	\$0.00	\$0.00	\$0.00	\$0.00	\$0.00	\$53,600.00





Comisión de Agua y Alcantarillado del Municipio de Tulancingo de Bravo, Hidalgo
ESTADO DE HIDALGO

Análisis Mensual de Egresos Pagados por Fuente de Financiamiento al 30/jun./2022

Usc: mika
rpAnalíticoPresu

(Cuentas con Movimientos)


Fecha y

(Cifras en pesos y centavos)

04:19 p. m.

Objeto del Gasto	Presupuesto Vigente	Ene	Feb	Mar	Abr	May	Jun	Jul	Ago	Sep	Oct	Nov	Dic	Total	Diferencia (Vigente - Total)
362001 Difusión por radio, televisión y otros	\$53,600.00	\$0.00	\$0.00	\$0.00	\$0.00	\$0.00	\$0.00	\$0.00	\$0.00	\$0.00	\$0.00	\$0.00	\$0.00	\$0.00	\$53,600.00
370000 Servicios de traslado y viáticos	\$101,697.45	\$1,456.33	\$1,717.36	\$4,276.75	\$312.92	\$11,673.27	\$524.61	\$0.00	\$0.00	\$0.00	\$0.00	\$0.00	\$0.00	\$19,961.24	\$81,736.21
374000 Autotransporte	\$5,259.53	\$0.00	\$0.00	\$0.00	\$0.00	\$0.00	\$0.00	\$0.00	\$0.00	\$0.00	\$0.00	\$0.00	\$0.00	\$0.00	\$5,259.53
374001 Autotransporte	\$5,259.53	\$0.00	\$0.00	\$0.00	\$0.00	\$0.00	\$0.00	\$0.00	\$0.00	\$0.00	\$0.00	\$0.00	\$0.00	\$0.00	\$5,259.53
375000 Viáticos en el país	\$79,833.12	\$1,456.33	\$1,717.36	\$4,276.75	\$312.92	\$11,673.27	\$524.61	\$0.00	\$0.00	\$0.00	\$0.00	\$0.00	\$0.00	\$19,961.24	\$59,871.88
375001 Viáticos en el país	\$79,833.12	\$1,456.33	\$1,717.36	\$4,276.75	\$312.92	\$11,673.27	\$524.61	\$0.00	\$0.00	\$0.00	\$0.00	\$0.00	\$0.00	\$19,961.24	\$59,871.88
379000 Otros servicios de traslado y hospedaje	\$16,604.80	\$0.00	\$0.00	\$0.00	\$0.00	\$0.00	\$0.00	\$0.00	\$0.00	\$0.00	\$0.00	\$0.00	\$0.00	\$0.00	\$16,604.80
379001 Otros servicios de traslado y hospedaje	\$16,604.80	\$0.00	\$0.00	\$0.00	\$0.00	\$0.00	\$0.00	\$0.00	\$0.00	\$0.00	\$0.00	\$0.00	\$0.00	\$0.00	\$16,604.80
380000 Servicios oficiales	\$116,600.00	\$0.00	\$0.00	\$4,884.22	\$3,163.29	\$14,593.02	\$3,310.00	\$0.00	\$0.00	\$0.00	\$0.00	\$0.00	\$0.00	\$25,950.53	\$90,649.47
382000 Gastos de orden social y cultural	\$116,600.00	\$0.00	\$0.00	\$4,884.22	\$3,163.29	\$14,593.02	\$3,310.00	\$0.00	\$0.00	\$0.00	\$0.00	\$0.00	\$0.00	\$25,950.53	\$90,649.47
382001 Gastos de orden social	\$66,000.00	\$0.00	\$0.00	\$4,884.22	\$0.00	\$14,593.02	\$3,310.00	\$0.00	\$0.00	\$0.00	\$0.00	\$0.00	\$0.00	\$22,787.24	\$43,212.76
382002 Eventos Culturales	\$50,600.00	\$0.00	\$0.00	\$0.00	\$3,163.29	\$0.00	\$0.00	\$0.00	\$0.00	\$0.00	\$0.00	\$0.00	\$0.00	\$3,163.29	\$47,436.71
390000 Otros servicios generales	\$5,486,921.18	\$1,425,784.77	\$105,207.69	\$129,835.29	\$2,139.93	\$38,341.19	\$103,318.57	\$0.00	\$0.00	\$0.00	\$0.00	\$0.00	\$0.00	\$1,804,827.35	\$3,682,093.83
391000 Servicios funerarios y de cementerios	\$69,000.00	\$0.00	\$0.00	\$0.00	\$0.00	\$0.00	\$0.00	\$0.00	\$0.00	\$0.00	\$0.00	\$0.00	\$0.00	\$9,280.00	\$59,720.00
391001 Servicios funerarios y de cementerios	\$69,000.00	\$0.00	\$0.00	\$0.00	\$0.00	\$0.00	\$0.00	\$0.00	\$0.00	\$0.00	\$0.00	\$0.00	\$0.00	\$9,280.00	\$59,720.00
392000 Impuestos y derechos	\$4,334,521.18	\$798,149.00	\$95,927.69	\$9,532.80	\$2,139.93	\$18,098.00	\$0.00	\$0.00	\$0.00	\$0.00	\$0.00	\$0.00	\$0.00	\$923,847.42	\$3,410,673.76
392005 Pago de otros impuestos	\$52,300.00	\$1,864.00	\$2,234.69	\$9,532.80	\$2,139.93	\$1,800.00	\$0.00	\$0.00	\$0.00	\$0.00	\$0.00	\$0.00	\$0.00	\$17,371.42	\$34,928.58
392006 Pago de derechos	\$4,282,221.18	\$796,285.00	\$93,693.00	\$0.00	\$0.00	\$16,498.00	\$0.00	\$0.00	\$0.00	\$0.00	\$0.00	\$0.00	\$0.00	\$906,476.00	\$3,375,745.18
394000 Sentencias y resoluciones por autoridad	\$1,062,400.00	\$627,635.77	\$0.00	\$120,302.40	\$0.00	\$20,243.19	\$103,318.57	\$0.00	\$0.00	\$0.00	\$0.00	\$0.00	\$0.00	\$871,499.93	\$190,900.07
394001 Gastos Derivados de una Resolución	\$1,062,400.00	\$627,635.77	\$0.00	\$120,302.40	\$0.00	\$20,243.19	\$103,318.57	\$0.00	\$0.00	\$0.00	\$0.00	\$0.00	\$0.00	\$871,499.93	\$190,900.07
400000 TRANSFERENCIAS,	\$766,264.00	\$64,022.00	\$59,026.00	\$97,781.00	\$59,026.00	\$59,026.00	\$72,812.00	\$0.00	\$0.00	\$0.00	\$0.00	\$0.00	\$0.00	\$411,693.00	\$355,571.00
450000 Pensiones y jubilaciones	\$766,264.00	\$64,022.00	\$59,026.00	\$97,781.00	\$59,026.00	\$59,026.00	\$72,812.00	\$0.00	\$0.00	\$0.00	\$0.00	\$0.00	\$0.00	\$411,693.00	\$355,571.00
451000 Pensiones	\$766,264.00	\$64,022.00	\$59,026.00	\$97,781.00	\$59,026.00	\$59,026.00	\$72,812.00	\$0.00	\$0.00	\$0.00	\$0.00	\$0.00	\$0.00	\$411,693.00	\$355,571.00
451001 Pensiones	\$766,264.00	\$64,022.00	\$59,026.00	\$97,781.00	\$59,026.00	\$59,026.00	\$72,812.00	\$0.00	\$0.00	\$0.00	\$0.00	\$0.00	\$0.00	\$411,693.00	\$355,571.00
500000 BIENES MUEBLES, INMUEBLES E	\$2,659,188.42	\$44,039.27	\$757,353.00	\$310,566.92	\$39,471.08	\$242,258.23	\$17,192.23	\$0.00	\$0.00	\$0.00	\$0.00	\$0.00	\$0.00	\$1,416,900.79	\$1,242,287.63
510000 Mobiliario y equipo de administración	\$318,498.97	\$15,968.98	\$35,335.69	\$20,187.37	\$18,961.08	\$21,568.63	\$3,442.23	\$0.00	\$0.00	\$0.00	\$0.00	\$0.00	\$0.00	\$115,403.98	\$203,095.01
511000 Muebles de oficina y estantería	\$72,668.97	\$4,868.97	\$35,335.69	\$0.00	\$0.00	\$0.00	\$0.00	\$0.00	\$0.00	\$0.00	\$0.00	\$0.00	\$0.00	\$40,204.66	\$32,464.31
511001 Muebles de oficina y estantería	\$72,668.97	\$4,868.97	\$35,335.69	\$0.00	\$0.00	\$0.00	\$0.00	\$0.00	\$0.00	\$0.00	\$0.00	\$0.00	\$0.00	\$40,204.66	\$32,464.31
515000 Equipo de cómputo y de tecnología de la	\$245,900.00	\$11,099.99	\$0.00	\$20,187.37	\$18,961.08	\$21,568.63	\$3,442.23	\$0.00	\$0.00	\$0.00	\$0.00	\$0.00	\$0.00	\$75,259.30	\$170,640.70
515001 Bienes informáticos	\$245,900.00	\$11,099.99	\$0.00	\$20,187.37	\$18,961.08	\$21,568.63	\$3,442.23	\$0.00	\$0.00	\$0.00	\$0.00	\$0.00	\$0.00	\$75,259.30	\$170,640.70
520000 Mobiliario y equipo educacional y	\$28,580.00	\$2,580.00	\$0.00	\$7,675.00	\$0.00	\$0.00	\$0.00	\$0.00	\$0.00	\$0.00	\$0.00	\$0.00	\$0.00	\$10,255.00	\$18,325.00
521000 Equipos y aparatos audiovisuales	\$8,580.00	\$0.00	\$0.00	\$0.00	\$0.00	\$0.00	\$0.00	\$0.00	\$0.00	\$0.00	\$0.00	\$0.00	\$0.00	\$0.00	\$8,580.00
521001 Equipos y aparatos audiovisuales	\$8,580.00	\$0.00	\$0.00	\$0.00	\$0.00	\$0.00	\$0.00	\$0.00	\$0.00	\$0.00	\$0.00	\$0.00	\$0.00	\$0.00	\$8,580.00
523000 Cámaras fotográficas y de vídeo	\$20,000.00	\$2,580.00	\$0.00	\$7,675.00	\$0.00	\$0.00	\$0.00	\$0.00	\$0.00	\$0.00	\$0.00	\$0.00	\$0.00	\$10,255.00	\$9,745.00
523001 Cámaras fotográficas y de vídeo	\$20,000.00	\$2,580.00	\$0.00	\$7,675.00	\$0.00	\$0.00	\$0.00	\$0.00	\$0.00	\$0.00	\$0.00	\$0.00	\$0.00	\$10,255.00	\$9,745.00
540000 Vehículos y equipo de transporte	\$135,800.00	\$0.00	\$17,240.52	\$47,640.07	\$0.00	\$0.00	\$0.00	\$0.00	\$0.00	\$0.00	\$0.00	\$0.00	\$0.00	\$64,880.59	\$70,919.41
541000 Vehículos y equipo terrestre	\$100,000.00	\$0.00	\$0.00	\$47,640.07	\$0.00	\$0.00	\$0.00	\$0.00	\$0.00	\$0.00	\$0.00	\$0.00	\$0.00	\$47,640.07	\$52,359.93
541001 Vehículos y Equipo Terrestre	\$100,000.00	\$0.00	\$0.00	\$47,640.07	\$0.00	\$0.00	\$0.00	\$0.00	\$0.00	\$0.00	\$0.00	\$0.00	\$0.00	\$47,640.07	\$52,359.93
549000 Otros equipos de transporte	\$35,800.00	\$0.00	\$17,240.52	\$0.00	\$0.00	\$0.00	\$0.00	\$0.00	\$0.00	\$0.00	\$0.00	\$0.00	\$0.00	\$17,240.52	\$18,559.48
549001 Otros equipos de transporte	\$35,800.00	\$0.00	\$17,240.52	\$0.00	\$0.00	\$0.00	\$0.00	\$0.00	\$0.00	\$0.00	\$0.00	\$0.00	\$0.00	\$17,240.52	\$18,559.48

Página 6





Usr: mka
rptAnaliticoPresu

Comisión de Agua y Alcantarillado del Municipio de Tulancingo de Bravo, Hidalgo ESTADO DE HIDALGO


Analítico Mensual de Egresos Pagados por Fuente de Financiamiento al 30/jun./2022

(Cuentas con Movimientos)

(Cifras en pesos y centavos)

Fecha y hora de Impresión: 11/Jul/2022 04:19 p. m.

Objeto del Gasto	Presupuesto Vigente	Ene	Feb	Mar	Abr	May	Jun	Jul	Ago	Sep	Oct	Nov	Dic	Total	Diferencia (Vigente - Total)
560000 Maquinaria, otros equipos y	\$2,060,889.45	\$25,490.31	\$704,776.79	\$235,084.48	\$20,510.00	\$220,889.66	\$13,750.00	\$0.00	\$0.00	\$0.00	\$0.00	\$0.00	\$0.00	\$1,220,301.24	\$840,388.21
563000 Maquinaria y equipo de construcción	\$84,310.35	\$0.00	\$0.00	\$84,310.34	\$0.00	\$0.00	\$0.00	\$0.00	\$0.00	\$0.00	\$0.00	\$0.00	\$0.00	\$84,310.34	\$0.01
563001 Equipo de Construcción	\$84,310.35	\$0.00	\$0.00	\$84,310.34	\$0.00	\$0.00	\$0.00	\$0.00	\$0.00	\$0.00	\$0.00	\$0.00	\$0.00	\$84,310.34	\$0.01
564000 Sistemas de aire acondicionado,	\$30,500.00	\$0.00	\$0.00	\$0.00	\$0.00	\$0.00	\$0.00	\$0.00	\$0.00	\$0.00	\$0.00	\$0.00	\$0.00	\$0.00	\$30,500.00
564001 Sistemas de aire acondicionado,	\$30,500.00	\$0.00	\$0.00	\$0.00	\$0.00	\$0.00	\$0.00	\$0.00	\$0.00	\$0.00	\$0.00	\$0.00	\$0.00	\$0.00	\$30,500.00
566000 Equipos de generación eléctrica, aparatos	\$1,600,000.00	\$0.00	\$587,613.00	\$106,808.62	\$6,760.00	\$220,889.66	\$0.00	\$0.00	\$0.00	\$0.00	\$0.00	\$0.00	\$0.00	\$921,071.28	\$678,128.72
566001 Equipos de generación eléctrica, aparatos	\$1,600,000.00	\$0.00	\$587,613.00	\$106,808.62	\$6,760.00	\$220,889.66	\$0.00	\$0.00	\$0.00	\$0.00	\$0.00	\$0.00	\$0.00	\$921,071.28	\$678,128.72
567000 Herramientas y máquinas-herramienta	\$155,000.00	\$1,154.31	\$80,620.69	\$43,965.52	\$0.00	\$0.00	\$0.00	\$0.00	\$0.00	\$0.00	\$0.00	\$0.00	\$0.00	\$105,740.52	\$49,259.48
567001 Herramientas y Máquinas-Herramientas	\$155,000.00	\$1,154.31	\$80,620.69	\$43,965.52	\$0.00	\$0.00	\$0.00	\$0.00	\$0.00	\$0.00	\$0.00	\$0.00	\$0.00	\$105,740.52	\$49,259.48
569000 Otros equipos	\$190,879.10	\$24,336.00	\$56,543.10	\$0.00	\$13,750.00	\$0.00	\$13,750.00	\$0.00	\$0.00	\$0.00	\$0.00	\$0.00	\$0.00	\$108,379.10	\$82,500.00
569001 Otros equipos	\$190,879.10	\$24,336.00	\$56,543.10	\$0.00	\$13,750.00	\$0.00	\$13,750.00	\$0.00	\$0.00	\$0.00	\$0.00	\$0.00	\$0.00	\$108,379.10	\$82,500.00
590000 Activos intangibles	\$115,650.00	\$0.00	\$0.00	\$0.00	\$0.00	\$0.00	\$0.00	\$0.00	\$0.00	\$0.00	\$0.00	\$0.00	\$0.00	\$0.00	\$115,650.00
590000 Otros activos intangibles	\$115,650.00	\$0.00	\$0.00	\$0.00	\$0.00	\$0.00	\$0.00	\$0.00	\$0.00	\$0.00	\$0.00	\$0.00	\$0.00	\$0.00	\$115,650.00
590001 Otros activos intangibles	\$115,650.00	\$0.00	\$0.00	\$0.00	\$0.00	\$0.00	\$0.00	\$0.00	\$0.00	\$0.00	\$0.00	\$0.00	\$0.00	\$0.00	\$115,650.00
900000 DEUDA PUBLICA	\$122,010.41	\$0.00	\$0.00	\$0.00	\$0.00	\$0.00	\$0.00	\$0.00	\$0.00	\$0.00	\$0.00	\$0.00	\$0.00	\$0.00	\$122,010.41
990000 Adeudos de ejercicios fiscales	\$122,010.41	\$0.00	\$0.00	\$0.00	\$0.00	\$0.00	\$0.00	\$0.00	\$0.00	\$0.00	\$0.00	\$0.00	\$0.00	\$0.00	\$122,010.41
991000 ADEFAS	\$122,010.41	\$0.00	\$0.00	\$0.00	\$0.00	\$0.00	\$0.00	\$0.00	\$0.00	\$0.00	\$0.00	\$0.00	\$0.00	\$0.00	\$122,010.41
991001 Adeudos de ejercicios fiscales anteriores	\$122,010.41	\$0.00	\$0.00	\$0.00	\$0.00	\$0.00	\$0.00	\$0.00	\$0.00	\$0.00	\$0.00	\$0.00	\$0.00	\$0.00	\$122,010.41
INGRESOS PROPIOS	\$77,316,269.67	\$10,811,995.43	\$7,163,246.64	\$7,911,680.82	\$7,307,902.76	\$6,831,650.42	\$6,426,792.18	\$0.00	\$0.00	\$0.00	\$0.00	\$0.00	\$0.00	\$46,443,168.06	\$30,872,091.62
271 DEVOLUCION DE IVA	\$95,000.00	\$0.00	\$0.00	\$4,740.72	\$0.00	\$30,080.36	\$0.00	\$0.00	\$0.00	\$0.00	\$0.00	\$0.00	\$0.00	\$34,801.08	\$60,198.92
240000 Materiales y artículos de construcción y	\$90,000.00	\$0.00	\$0.00	\$4,740.72	\$0.00	\$29,586.22	\$0.00	\$0.00	\$0.00	\$0.00	\$0.00	\$0.00	\$0.00	\$34,326.94	\$55,673.06
249000 Otros materiales y artículos de	\$90,000.00	\$0.00	\$0.00	\$4,740.72	\$0.00	\$29,586.22	\$0.00	\$0.00	\$0.00	\$0.00	\$0.00	\$0.00	\$0.00	\$34,326.94	\$55,673.06
249001 Otros materiales y artículos de	\$90,000.00	\$0.00	\$0.00	\$4,740.72	\$0.00	\$29,586.22	\$0.00	\$0.00	\$0.00	\$0.00	\$0.00	\$0.00	\$0.00	\$34,326.94	\$55,673.06
290000 Herramientas, refacciones y accesorios	\$5,000.00	\$0.00	\$0.00	\$0.00	\$0.00	\$474.14	\$0.00	\$0.00	\$0.00	\$0.00	\$0.00	\$0.00	\$0.00	\$474.14	\$4,525.86
291000 Herramientas menores	\$5,000.00	\$0.00	\$0.00	\$0.00	\$0.00	\$474.14	\$0.00	\$0.00	\$0.00	\$0.00	\$0.00	\$0.00	\$0.00	\$474.14	\$4,525.86
291001 Herramientas Menores	\$5,000.00	\$0.00	\$0.00	\$0.00	\$0.00	\$474.14	\$0.00	\$0.00	\$0.00	\$0.00	\$0.00	\$0.00	\$0.00	\$474.14	\$4,525.86
300000 SERVICIOS GENERALES	\$1,469,811.00	\$254,450.00	\$0.00	\$10,250.00	\$1,215,361.00	\$13,900.00	\$59,320.00	\$0.00	\$0.00	\$0.00	\$0.00	\$0.00	\$0.00	\$1,553,281.00	\$16,530.00
350000 Servicios de instalación, reparación,	\$100,000.00	\$0.00	\$0.00	\$10,250.00	\$0.00	\$13,900.00	\$59,320.00	\$0.00	\$0.00	\$0.00	\$0.00	\$0.00	\$0.00	\$83,470.00	\$16,530.00
357000 Instalación, reparación y mantenimiento	\$100,000.00	\$0.00	\$0.00	\$10,250.00	\$0.00	\$13,900.00	\$59,320.00	\$0.00	\$0.00	\$0.00	\$0.00	\$0.00	\$0.00	\$83,470.00	\$16,530.00
357002 Mantenimiento e Instalación de Equipos y	\$100,000.00	\$0.00	\$0.00	\$10,250.00	\$0.00	\$13,900.00	\$59,320.00	\$0.00	\$0.00	\$0.00	\$0.00	\$0.00	\$0.00	\$83,470.00	\$16,530.00
390000 Otros servicios generales	\$1,469,811.00	\$254,450.00	\$0.00	\$0.00	\$1,215,361.00	\$0.00	\$0.00	\$0.00	\$0.00	\$0.00	\$0.00	\$0.00	\$0.00	\$1,469,811.00	\$0.00
392000 Impuestos y derechos	\$1,469,811.00	\$254,450.00	\$0.00	\$0.00	\$1,215,361.00	\$0.00	\$0.00	\$0.00	\$0.00	\$0.00	\$0.00	\$0.00	\$0.00	\$1,469,811.00	\$0.00
392006 Pago de derechos	\$1,469,811.00	\$254,450.00	\$0.00	\$0.00	\$1,215,361.00	\$0.00	\$0.00	\$0.00	\$0.00	\$0.00	\$0.00	\$0.00	\$0.00	\$1,469,811.00	\$0.00
DEVOLUCION DE IVA	\$1,664,811.00	\$254,450.00	\$0.00	\$14,990.72	\$1,215,361.00	\$43,980.36	\$59,320.00	\$0.00	\$0.00	\$0.00	\$0.00	\$0.00	\$0.00	\$1,588,082.08	\$76,728.92



Handwritten signature and initials.

Handwritten signature.



Usu: nika
rptAnaliticoPresu

Comisión de Agua y Alcantarillado del Municipio de Tulancingo de Bravo, Hidalgo ESTADO DE HIDALGO

Análítico Mensual de Egresos Pagados por Fuente de Financiamiento al 30/jun./2022

(Cuentas con Movimientos)

Fecha y
04:19 p. m.

(Cifras en pesos y centavos)

Objeto del Gasto	Presupuesto Vigente	Ene	Feb	Mar	Abr	May	Jun	Jul	Ago	Sep	Oct	Nov	Dic	Total	Diferencia (Vigente - Total)
Total Final	\$78,988,070.67	\$11,066,445.43	\$7,183,246.64	\$7,926,571.34	\$8,623,263.76	\$6,875,610.78	\$6,486,112.18	\$0.00	\$0.00	\$0.00	\$0.00	\$0.00	\$0.00	\$48,031,260.13	\$30,948,820.64

"Bajo protesta de decir verdad declaramos que las cifras contenidas en este estado financiero son veraces y contienen toda la información referente a la situación y los resultados de la Comisión de Agua y Alcantarillado del Municipio de Tulancingo de Bravo, afirmando ser legalmente responsables de la autenticidad y veracidad de las mismas, y asimismo asumimos la responsabilidad derivada de cualquier declaración en falso sobre las mismas"

Page 7

LUIS ENRIQUE HIDALGO HERNANDEZ
DIRECTOR GENERAL

TRA. CLAUDIA LETICIA ALTAMIRA MENDOZ
DIRECTORA DEL DESPACHO DE LOS ASUNTOS
DE LA DIRECCIÓN DE ADMINISTRACIÓN Y
FINANZAS

LIC. JUAN CARLOS LARA ARROYO
COMISARIO





Usu: mka
rptAnaliticoPresu

Comisión de Agua y Alcantarillado del Municipio de Tulancingo de Bravo, Hidalgo ESTADO DE HIDALGO

Analítico Mensual de Egresos Pagados por Fuente de Financiamiento al 31/may./2022

(Cuentas con Movimientos)

(Cifras en pesos y centavos)

Fecha y

04:22 p. m.

Objeto del Gasto	Presupuesto Vigente	Ene	Feb	Mar	Abr	May	Jun	Jul	Ago	Sep	Oct	Nov	Dic	Total	Diferencia (Vigente - Total)
140 INGRESOS PROPIOS															
100000 SERVICIOS PERSONALES	\$26,019,895.02	\$4,094,143.66	\$1,922,728.76	\$1,897,982.35	\$1,917,898.48	\$1,927,001.62	\$0.00	\$0.00	\$0.00	\$0.00	\$0.00	\$0.00	\$0.00	\$11,669,454.87	\$14,350,440.15
110000 Remuneraciones al personal de carácter	\$20,385,506.66	\$1,790,797.00	\$1,767,149.00	\$1,771,187.00	\$1,769,700.00	\$1,751,036.00	\$0.00	\$0.00	\$0.00	\$0.00	\$0.00	\$0.00	\$0.00	\$8,839,869.00	\$11,545,637.66
113000 Sueldos base al personal permanente	\$20,385,506.66	\$1,790,797.00	\$1,767,149.00	\$1,771,187.00	\$1,769,700.00	\$1,751,036.00	\$0.00	\$0.00	\$0.00	\$0.00	\$0.00	\$0.00	\$0.00	\$8,839,869.00	\$11,545,637.66
113001 Sueldos	\$20,385,506.66	\$1,790,797.00	\$1,767,149.00	\$1,771,187.00	\$1,769,700.00	\$1,751,036.00	\$0.00	\$0.00	\$0.00	\$0.00	\$0.00	\$0.00	\$0.00	\$8,839,869.00	\$11,545,637.66
120000 Remuneraciones al personal de carácter	\$951,579.00	\$77,652.00	\$98,517.00	\$103,945.00	\$101,554.00	\$111,549.00	\$0.00	\$0.00	\$0.00	\$0.00	\$0.00	\$0.00	\$0.00	\$493,217.00	\$458,362.00
122000 Sueldos base al personal eventual	\$951,579.00	\$77,652.00	\$98,517.00	\$103,945.00	\$101,554.00	\$111,549.00	\$0.00	\$0.00	\$0.00	\$0.00	\$0.00	\$0.00	\$0.00	\$493,217.00	\$458,362.00
122001 Sueldo Base a Personal Eventual	\$951,579.00	\$77,652.00	\$98,517.00	\$103,945.00	\$101,554.00	\$111,549.00	\$0.00	\$0.00	\$0.00	\$0.00	\$0.00	\$0.00	\$0.00	\$493,217.00	\$458,362.00
130000 Remuneraciones adicionales y	\$4,209,899.18	\$2,107,863.00	\$0.00	\$0.00	\$0.00	\$0.00	\$0.00	\$0.00	\$0.00	\$0.00	\$0.00	\$0.00	\$0.00	\$2,107,863.00	\$2,095,036.18
132000 Primas de vacaciones, dominical y	\$4,209,899.18	\$2,107,863.00	\$0.00	\$0.00	\$0.00	\$0.00	\$0.00	\$0.00	\$0.00	\$0.00	\$0.00	\$0.00	\$0.00	\$2,107,863.00	\$2,095,036.18
132001 Prima de Vacaciones y Dominical	\$398,968.88	\$0.00	\$0.00	\$0.00	\$0.00	\$0.00	\$0.00	\$0.00	\$0.00	\$0.00	\$0.00	\$0.00	\$0.00	\$0.00	\$398,968.88
132002 Gratificación Anual	\$3,803,930.50	\$2,107,863.00	\$0.00	\$0.00	\$0.00	\$0.00	\$0.00	\$0.00	\$0.00	\$0.00	\$0.00	\$0.00	\$0.00	\$2,107,863.00	\$1,696,067.50
133000 Horas extraordinarias	\$7,000.00	\$0.00	\$0.00	\$0.00	\$0.00	\$0.00	\$0.00	\$0.00	\$0.00	\$0.00	\$0.00	\$0.00	\$0.00	\$0.00	\$7,000.00
133001 Horas extras	\$7,000.00	\$0.00	\$0.00	\$0.00	\$0.00	\$0.00	\$0.00	\$0.00	\$0.00	\$0.00	\$0.00	\$0.00	\$0.00	\$0.00	\$7,000.00
150000 Otras prestaciones sociales y	\$472,910.18	\$27,831.66	\$57,062.76	\$22,850.35	\$56,344.48	\$84,418.82	\$0.00	\$0.00	\$0.00	\$0.00	\$0.00	\$0.00	\$0.00	\$228,505.87	\$244,404.31
152000 Indemnizaciones	\$72,095.00	\$0.00	\$0.00	\$0.00	\$0.00	\$34,254.93	\$0.00	\$0.00	\$0.00	\$0.00	\$0.00	\$0.00	\$0.00	\$34,254.93	\$37,840.07
152001 Indemnizaciones	\$72,095.00	\$0.00	\$0.00	\$0.00	\$0.00	\$34,254.93	\$0.00	\$0.00	\$0.00	\$0.00	\$0.00	\$0.00	\$0.00	\$34,254.93	\$37,840.07
159000 Otras prestaciones sociales y económicas	\$400,815.18	\$27,831.66	\$57,062.76	\$22,850.35	\$56,344.48	\$30,161.69	\$0.00	\$0.00	\$0.00	\$0.00	\$0.00	\$0.00	\$0.00	\$194,250.94	\$206,564.24
159002 Otras Prestaciones	\$400,815.18	\$27,831.66	\$57,062.76	\$22,850.35	\$56,344.48	\$30,161.69	\$0.00	\$0.00	\$0.00	\$0.00	\$0.00	\$0.00	\$0.00	\$194,250.94	\$206,564.24
200000 MATERIALES Y SUMINISTROS	\$8,253,578.53	\$744,844.48	\$698,435.07	\$1,077,986.09	\$1,021,577.29	\$742,891.97	\$0.00	\$0.00	\$0.00	\$0.00	\$0.00	\$0.00	\$0.00	\$4,286,734.90	\$3,967,843.63
210000 Materiales de administración, emisión	\$657,303.07	\$13,854.11	\$62,032.94	\$97,830.11	\$36,348.56	\$27,425.19	\$0.00	\$0.00	\$0.00	\$0.00	\$0.00	\$0.00	\$0.00	\$227,490.91	\$429,812.16
211000 Materiales, útiles y equipos menores de	\$363,090.87	\$12,232.11	\$47,818.94	\$93,034.35	\$33,205.56	\$25,162.04	\$0.00	\$0.00	\$0.00	\$0.00	\$0.00	\$0.00	\$0.00	\$211,453.00	\$151,637.87
211001 Material de Oficina	\$363,090.87	\$12,232.11	\$47,818.94	\$93,034.35	\$33,205.56	\$25,162.04	\$0.00	\$0.00	\$0.00	\$0.00	\$0.00	\$0.00	\$0.00	\$211,453.00	\$151,637.87
212000 Materiales y útiles de Impresión y	\$130,050.40	\$0.00	\$0.00	\$940.00	\$0.00	\$0.00	\$0.00	\$0.00	\$0.00	\$0.00	\$0.00	\$0.00	\$0.00	\$940.00	\$129,110.40
212001 Materiales y Útiles de Impresión	\$130,050.40	\$0.00	\$0.00	\$940.00	\$0.00	\$0.00	\$0.00	\$0.00	\$0.00	\$0.00	\$0.00	\$0.00	\$0.00	\$940.00	\$129,110.40
214000 Materiales, útiles y equipos menores de	\$67,680.24	\$1,622.00	\$984.00	\$3,648.00	\$1,732.00	\$414.00	\$0.00	\$0.00	\$0.00	\$0.00	\$0.00	\$0.00	\$0.00	\$8,400.00	\$59,280.24
214001 Material para Bienes Informáticos	\$67,430.24	\$1,622.00	\$984.00	\$3,648.00	\$1,732.00	\$414.00	\$0.00	\$0.00	\$0.00	\$0.00	\$0.00	\$0.00	\$0.00	\$8,400.00	\$59,030.24
214002 Materiales de Grabación	\$250.00	\$0.00	\$0.00	\$0.00	\$0.00	\$0.00	\$0.00	\$0.00	\$0.00	\$0.00	\$0.00	\$0.00	\$0.00	\$0.00	\$250.00
215000 Material Impreso e información digital	\$38,199.00	\$0.00	\$0.00	\$0.00	\$0.00	\$0.00	\$0.00	\$0.00	\$0.00	\$0.00	\$0.00	\$0.00	\$0.00	\$0.00	\$38,199.00
215001 Suscripciones a Publicaciones y	\$38,199.00	\$0.00	\$0.00	\$0.00	\$0.00	\$0.00	\$0.00	\$0.00	\$0.00	\$0.00	\$0.00	\$0.00	\$0.00	\$0.00	\$38,199.00
216000 Material de limpieza	\$58,197.42	\$0.00	\$3,230.00	\$207.76	\$1,411.00	\$1,849.15	\$0.00	\$0.00	\$0.00	\$0.00	\$0.00	\$0.00	\$0.00	\$6,697.91	\$51,499.51
216001 Material de Limpieza	\$58,197.42	\$0.00	\$3,230.00	\$207.76	\$1,411.00	\$1,849.15	\$0.00	\$0.00	\$0.00	\$0.00	\$0.00	\$0.00	\$0.00	\$6,697.91	\$51,499.51
218000 Materiales para el registro e identificación	\$2,085.14	\$0.00	\$0.00	\$0.00	\$0.00	\$0.00	\$0.00	\$0.00	\$0.00	\$0.00	\$0.00	\$0.00	\$0.00	\$0.00	\$2,085.14
218002 Identificadores e Iconos de señalización	\$2,085.14	\$0.00	\$0.00	\$0.00	\$0.00	\$0.00	\$0.00	\$0.00	\$0.00	\$0.00	\$0.00	\$0.00	\$0.00	\$0.00	\$2,085.14
220000 Alimentos y utensilios	\$83,431.45	\$3,188.00	\$2,768.59	\$5,899.01	\$3,446.74	\$14,886.39	\$0.00	\$0.00	\$0.00	\$0.00	\$0.00	\$0.00	\$0.00	\$30,187.73	\$53,243.72
221000 Productos alimenticios para personas	\$83,431.45	\$3,188.00	\$2,768.59	\$5,899.01	\$3,446.74	\$14,886.39	\$0.00	\$0.00	\$0.00	\$0.00	\$0.00	\$0.00	\$0.00	\$30,187.73	\$53,243.72
221001 Alimentación de Personas	\$83,431.45	\$3,188.00	\$2,768.59	\$5,899.01	\$3,446.74	\$14,886.39	\$0.00	\$0.00	\$0.00	\$0.00	\$0.00	\$0.00	\$0.00	\$30,187.73	\$53,243.72
230000 Materias primas y materiales de	\$280,568.32	\$18,139.14	\$8,920.31	\$1,491.38	\$2,125.01	\$28,328.18	\$0.00	\$0.00	\$0.00	\$0.00	\$0.00	\$0.00	\$0.00	\$69,004.99	\$211,563.33

Comisión de Agua y Alcantarillado del Municipio de Tulancingo de Bravo, Hidalgo ESTADO DE HIDALGO

Analítico Mensual de Egresos Pagados por Fuente de Financiamiento al 31/may./2022

(Cuentas con Movimientos)

(Cifras en pesos y centavos)

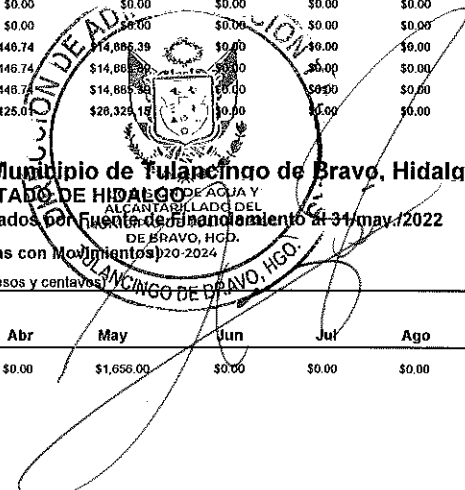


Usu: mka
rptAnaliticoPresu

Fecha y

04:22 p. m.

Objeto del Gasto	Presupuesto Vigente	Ene	Feb	Mar	Abr	May	Jun	Jul	Ago	Sep	Oct	Nov	Dic	Total	Diferencia (Vigente - Total)
231000 Productos alimenticios, agropecuarios y	\$10,000.00	\$0.00	\$0.00	\$0.00	\$0.00	\$1,656.00	\$0.00	\$0.00	\$0.00	\$0.00	\$0.00	\$0.00	\$0.00	\$1,656.00	\$8,344.00



Handwritten signature and date: Fecha y 04:22 p. m.

Page 1

231004	Productos de madera	\$10,000.00	\$0.00	\$0.00	\$0.00	\$0.00	\$1,656.00	\$0.00	\$0.00	\$0.00	\$0.00	\$0.00	\$0.00	\$0.00	\$1,656.00	\$8,344.00
234000	Combustibles, lubricantes, aditivos,	\$270,566.32	\$18,139.14	\$8,920.31	\$1,491.38	\$2,125.01	\$26,673.15	\$0.00	\$0.00	\$0.00	\$0.00	\$0.00	\$0.00	\$0.00	\$57,348.99	\$213,217.33
234001	Combustibles, lubricantes y aditivos,	\$270,566.32	\$18,139.14	\$8,920.31	\$1,491.38	\$2,125.01	\$26,673.15	\$0.00	\$0.00	\$0.00	\$0.00	\$0.00	\$0.00	\$0.00	\$57,348.99	\$213,217.33
240000	Materiales y artículos de construcción y	\$2,613,733.45	\$355,774.21	\$254,695.06	\$224,805.82	\$517,404.81	\$243,940.15	\$0.00	\$0.00	\$0.00	\$0.00	\$0.00	\$0.00	\$0.00	\$1,596,409.85	\$1,017,323.60
241000	Productos minerales no metálicos	\$178,090.60	\$13,300.00	\$17,600.00	\$41,400.00	\$25,900.00	\$20,200.00	\$0.00	\$0.00	\$0.00	\$0.00	\$0.00	\$0.00	\$0.00	\$118,400.00	\$59,690.60
241001	Productos minerales no metálicos	\$178,090.60	\$13,300.00	\$17,600.00	\$41,400.00	\$25,900.00	\$20,200.00	\$0.00	\$0.00	\$0.00	\$0.00	\$0.00	\$0.00	\$0.00	\$118,400.00	\$59,690.60
242000	Cemento y productos de concreto	\$361,680.00	\$19,396.55	\$25,517.24	\$37,551.73	\$48,806.04	\$20,858.81	\$0.00	\$0.00	\$0.00	\$0.00	\$0.00	\$0.00	\$0.00	\$152,130.37	\$209,549.63
242001	Cemento y productos de concreto	\$361,680.00	\$19,396.55	\$25,517.24	\$37,551.73	\$48,806.04	\$20,858.81	\$0.00	\$0.00	\$0.00	\$0.00	\$0.00	\$0.00	\$0.00	\$152,130.37	\$209,549.63
243000	Cal, yeso y productos de yeso	\$9,354.27	\$0.00	\$0.00	\$0.00	\$368.38	\$0.00	\$0.00	\$0.00	\$0.00	\$0.00	\$0.00	\$0.00	\$0.00	\$368.38	\$8,987.89
243001	Cal, yeso y productos de yeso	\$9,354.27	\$0.00	\$0.00	\$0.00	\$368.38	\$0.00	\$0.00	\$0.00	\$0.00	\$0.00	\$0.00	\$0.00	\$0.00	\$368.38	\$8,987.89
244000	Madera y productos de madera	\$29,977.88	\$0.00	\$2,517.24	\$2,208.00	\$0.00	\$0.00	\$0.00	\$0.00	\$0.00	\$0.00	\$0.00	\$0.00	\$0.00	\$4,725.24	\$25,252.64
244001	Madera y productos de madera	\$29,977.88	\$0.00	\$2,517.24	\$2,208.00	\$0.00	\$0.00	\$0.00	\$0.00	\$0.00	\$0.00	\$0.00	\$0.00	\$0.00	\$4,725.24	\$25,252.64
245000	Vidrio y productos de vidrio	\$6,000.00	\$0.00	\$0.00	\$0.00	\$4,466.90	\$0.00	\$0.00	\$0.00	\$0.00	\$0.00	\$0.00	\$0.00	\$0.00	\$4,466.90	\$1,533.10
245001	Vidrio y productos de vidrio	\$6,000.00	\$0.00	\$0.00	\$0.00	\$4,466.90	\$0.00	\$0.00	\$0.00	\$0.00	\$0.00	\$0.00	\$0.00	\$0.00	\$4,466.90	\$1,533.10
246000	Material eléctrico y electrónico	\$168,541.00	\$9,779.31	\$66.81	\$6,832.83	\$32,023.48	\$696.04	\$0.00	\$0.00	\$0.00	\$0.00	\$0.00	\$0.00	\$0.00	\$49,398.45	\$39,142.55
246001	Material Eléctrico	\$168,541.00	\$9,779.31	\$66.81	\$6,832.83	\$32,023.48	\$696.04	\$0.00	\$0.00	\$0.00	\$0.00	\$0.00	\$0.00	\$0.00	\$49,398.45	\$39,142.55
246002	Material Electrónico	\$0.00	\$0.00	\$0.00	\$0.00	\$0.00	\$0.00	\$0.00	\$0.00	\$0.00	\$0.00	\$0.00	\$0.00	\$0.00	\$0.00	\$0.00
247000	Artículos metálicos para la construcción	\$320,634.06	\$14,446.01	\$78,888.38	\$57,403.67	\$58,575.29	\$8,328.14	\$0.00	\$0.00	\$0.00	\$0.00	\$0.00	\$0.00	\$0.00	\$217,619.49	\$103,014.57
247001	Artículos metálicos para la construcción	\$320,634.06	\$14,446.01	\$78,888.38	\$57,403.67	\$58,575.29	\$8,328.14	\$0.00	\$0.00	\$0.00	\$0.00	\$0.00	\$0.00	\$0.00	\$217,619.49	\$103,014.57
249000	Otros materiales y artículos de	\$1,539,455.64	\$298,852.34	\$130,115.39	\$79,209.59	\$347,266.54	\$193,859.16	\$0.00	\$0.00	\$0.00	\$0.00	\$0.00	\$0.00	\$0.00	\$1,049,303.02	\$490,152.62
249001	Otros materiales y artículos de	\$1,539,455.64	\$298,852.34	\$130,115.39	\$79,209.59	\$347,266.54	\$193,859.16	\$0.00	\$0.00	\$0.00	\$0.00	\$0.00	\$0.00	\$0.00	\$1,049,303.02	\$490,152.62
250000	Productos químicos, farmacéuticos y de	\$715,936.41	\$12,862.20	\$7,507.20	\$70,088.40	\$68,757.20	\$59,329.40	\$0.00	\$0.00	\$0.00	\$0.00	\$0.00	\$0.00	\$0.00	\$216,544.40	\$499,392.01
250001	Fibras sintéticas, hules, plásticos y	\$90.52	\$0.00	\$0.00	\$0.00	\$0.00	\$0.00	\$0.00	\$0.00	\$0.00	\$0.00	\$0.00	\$0.00	\$0.00	\$0.00	\$90.52
250002	Fibras sintéticas, hules, plásticos y	\$90.52	\$0.00	\$0.00	\$0.00	\$0.00	\$0.00	\$0.00	\$0.00	\$0.00	\$0.00	\$0.00	\$0.00	\$0.00	\$0.00	\$90.52
250003	Otros productos químicos	\$715,845.89	\$12,862.20	\$7,507.20	\$70,088.40	\$68,757.20	\$59,329.40	\$0.00	\$0.00	\$0.00	\$0.00	\$0.00	\$0.00	\$0.00	\$216,544.40	\$499,301.49
250004	Otros productos químicos	\$715,845.89	\$12,862.20	\$7,507.20	\$70,088.40	\$68,757.20	\$59,329.40	\$0.00	\$0.00	\$0.00	\$0.00	\$0.00	\$0.00	\$0.00	\$216,544.40	\$499,301.49
260000	Combustibles, lubricantes y aditivos	\$2,114,802.01	\$204,943.07	\$227,819.66	\$405,568.16	\$249,472.54	\$262,476.60	\$0.00	\$0.00	\$0.00	\$0.00	\$0.00	\$0.00	\$0.00	\$1,350,279.93	\$764,522.08
261000	Combustibles, lubricantes y aditivos	\$2,114,802.01	\$204,943.07	\$227,819.66	\$405,568.16	\$249,472.54	\$262,476.60	\$0.00	\$0.00	\$0.00	\$0.00	\$0.00	\$0.00	\$0.00	\$1,350,279.93	\$764,522.08
261001	Combustibles y Lubricantes vehículos y	\$2,114,802.01	\$204,943.07	\$227,819.66	\$405,568.16	\$249,472.54	\$262,476.60	\$0.00	\$0.00	\$0.00	\$0.00	\$0.00	\$0.00	\$0.00	\$1,350,279.93	\$764,522.08
270000	Vestuario, blancos, prendas de	\$408,223.50	\$450.00	\$42,254.25	\$50,111.17	\$78,914.83	\$0.00	\$0.00	\$0.00	\$0.00	\$0.00	\$0.00	\$0.00	\$0.00	\$171,730.25	\$236,493.25
271000	Vestuario y uniformes	\$190,055.02	\$0.00	\$3,778.45	\$1,800.00	\$78,320.00	\$0.00	\$0.00	\$0.00	\$0.00	\$0.00	\$0.00	\$0.00	\$0.00	\$83,898.45	\$106,156.57
271001	Vestuario, Uniformes	\$190,055.02	\$0.00	\$3,778.45	\$1,800.00	\$78,320.00	\$0.00	\$0.00	\$0.00	\$0.00	\$0.00	\$0.00	\$0.00	\$0.00	\$83,898.45	\$106,156.57
272000	Prendas de seguridad y protección	\$216,168.48	\$450.00	\$38,475.80	\$48,311.17	\$594.83	\$0.00	\$0.00	\$0.00	\$0.00	\$0.00	\$0.00	\$0.00	\$0.00	\$87,831.80	\$128,336.68
272001	Prendas de Protección	\$216,168.48	\$450.00	\$38,475.80	\$48,311.17	\$594.83	\$0.00	\$0.00	\$0.00	\$0.00	\$0.00	\$0.00	\$0.00	\$0.00	\$87,831.80	\$128,336.68
290000	Herramientas, refacciones y accesorios	\$1,381,582.32	\$135,833.75	\$102,447.06	\$222,392.04	\$87,107.80	\$106,506.19	\$0.00	\$0.00	\$0.00	\$0.00	\$0.00	\$0.00	\$0.00	\$634,086.84	\$747,495.48
291000	Herramientas menores	\$323,504.18	\$28,170.98	\$32,524.47	\$27,052.29	\$9,956.63	\$18,530.10	\$0.00	\$0.00	\$0.00	\$0.00	\$0.00	\$0.00	\$0.00	\$116,234.47	\$207,269.71
291001	Herramientas Menores	\$323,504.18	\$28,170.98	\$32,524.47	\$27,052.29	\$9,956.63	\$18,530.10	\$0.00	\$0.00	\$0.00	\$0.00	\$0.00	\$0.00	\$0.00	\$116,234.47	\$207,269.71
292000	Refacciones y accesorios menores de	\$85,593.67	\$596.38	\$863.79	\$22,776.72	\$0.00	\$544.47	\$0.00	\$0.00	\$0.00	\$0.00	\$0.00	\$0.00	\$0.00	\$24,781.36	\$60,812.31
292001	Refacciones y accesorios menores de	\$85,593.67	\$596.38	\$863.79	\$22,776.72	\$0.00	\$544.47	\$0.00	\$0.00	\$0.00	\$0.00	\$0.00	\$0.00	\$0.00	\$24,781.36	\$60,812.31

Comisión de Agua y Alcantarillado del Municipio de Tulancingo de Bravo, Hidalgo
ESTADO DE HIDALGO

Analítico Mensual de Egresos Pagados por Fuente de Financiamiento al 31/may/2022



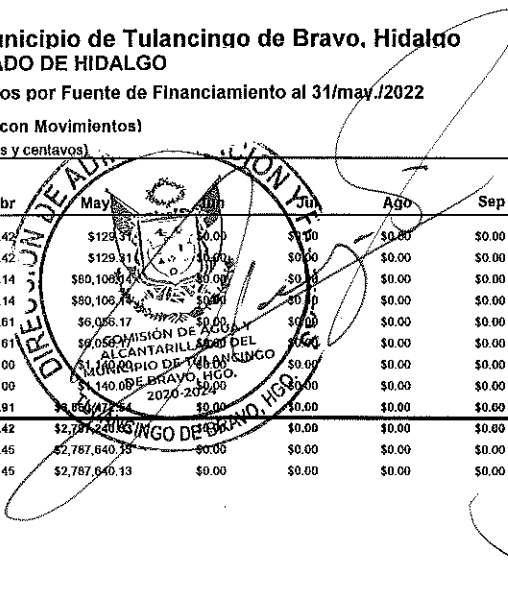
Usu: mla
rptAnalíticoPresu

(Cuentas con Movimientos)

Fecha y
04:22 p. m.

(Cifras en pesos y centavos)

Objeto del Gasto	Presupuesto Vigente	Ene	Feb	Mar	Abr	May	Jun	Jul	Ago	Sep	Oct	Nov	Dic	Total	Diferencia (Vigente - Total)
294000 Refacciones y accesorios menores de	\$64,750.10	\$1,261.33	\$2,972.03	\$2,785.99	\$422.42	\$129.31	\$0.00	\$0.00	\$0.00	\$0.00	\$0.00	\$0.00	\$0.00	\$7,571.08	\$57,179.02
294001 Refacciones y accesorios menores de	\$64,750.10	\$1,261.33	\$2,972.03	\$2,785.99	\$422.42	\$129.31	\$0.00	\$0.00	\$0.00	\$0.00	\$0.00	\$0.00	\$0.00	\$7,571.08	\$57,179.02
295000 Refacciones y accesorios menores de	\$605,428.02	\$28,492.60	\$54,880.36	\$114,262.92	\$49,640.14	\$80,106.14	\$0.00	\$0.00	\$0.00	\$0.00	\$0.00	\$0.00	\$0.00	\$325,362.16	\$280,065.86
295001 Refacciones y accesorios menores de	\$605,428.02	\$28,492.60	\$54,880.36	\$114,262.92	\$49,640.14	\$80,106.14	\$0.00	\$0.00	\$0.00	\$0.00	\$0.00	\$0.00	\$0.00	\$325,362.16	\$280,065.86
298000 Refacciones y accesorios menores de	\$155,464.75	\$32,261.46	\$10,005.18	\$24,709.12	\$7,088.61	\$6,056.17	\$0.00	\$0.00	\$0.00	\$0.00	\$0.00	\$0.00	\$0.00	\$80,120.54	\$75,344.21
298001 Refacciones y accesorios menores de	\$155,464.75	\$32,261.46	\$10,005.18	\$24,709.12	\$7,088.61	\$6,056.17	\$0.00	\$0.00	\$0.00	\$0.00	\$0.00	\$0.00	\$0.00	\$80,120.54	\$75,344.21
299000 Refacciones y accesorios menores otros	\$146,851.00	\$48,851.00	\$1,221.23	\$30,805.00	\$0.00	\$0.00	\$0.00	\$0.00	\$0.00	\$0.00	\$0.00	\$0.00	\$0.00	\$80,017.23	\$66,833.77
299001 Refacciones y accesorios menores de	\$146,851.00	\$48,851.00	\$1,221.23	\$30,805.00	\$0.00	\$0.00	\$0.00	\$0.00	\$0.00	\$0.00	\$0.00	\$0.00	\$0.00	\$80,017.23	\$66,833.77
300000 SERVICIOS GENERALES	\$39,492,323.28	\$5,954,946.02	\$3,715,703.81	\$4,527,244.26	\$4,270,229.91	\$2,787,640.33	\$0.00	\$0.00	\$0.00	\$0.00	\$0.00	\$0.00	\$0.00	\$22,328,596.54	\$17,163,726.75
310000 Servicios básicos	\$20,226,485.87	\$2,737,044.50	\$2,472,330.63	\$2,443,976.36	\$2,816,103.42	\$2,787,640.33	\$0.00	\$0.00	\$0.00	\$0.00	\$0.00	\$0.00	\$0.00	\$13,266,697.24	\$6,959,788.63
311000 Energía eléctrica	\$20,054,321.39	\$2,726,190.98	\$2,466,084.16	\$2,428,535.48	\$2,805,728.45	\$2,787,640.33	\$0.00	\$0.00	\$0.00	\$0.00	\$0.00	\$0.00	\$0.00	\$13,214,179.20	\$6,840,142.19
311001 Servicio de Energía Eléctrica	\$20,054,321.39	\$2,726,190.98	\$2,466,084.16	\$2,428,535.48	\$2,805,728.45	\$2,787,640.33	\$0.00	\$0.00	\$0.00	\$0.00	\$0.00	\$0.00	\$0.00	\$13,214,179.20	\$6,840,142.19



312000	Gas	\$50,804.28	\$3,402.79	\$0.00	\$8,664.66	\$4,509.49	\$6,459.84	\$0.00	\$0.00	\$0.00	\$0.00	\$0.00	\$0.00	\$0.00	\$23,036.78	\$27,767.50
312001	Gas	\$50,804.28	\$3,402.79	\$0.00	\$8,664.66	\$4,509.49	\$6,459.84	\$0.00	\$0.00	\$0.00	\$0.00	\$0.00	\$0.00	\$0.00	\$23,036.78	\$27,767.50
314000	Telefonía tradicional	\$53,060.20	\$2,322.42	\$2,667.25	\$3,223.00	\$2,322.42	\$2,694.00	\$0.00	\$0.00	\$0.00	\$0.00	\$0.00	\$0.00	\$0.00	\$13,229.07	\$39,831.13
314001	Servicio Telefónico Tradicional	\$53,060.20	\$2,322.42	\$2,667.25	\$3,223.00	\$2,322.42	\$2,694.00	\$0.00	\$0.00	\$0.00	\$0.00	\$0.00	\$0.00	\$0.00	\$13,229.07	\$39,831.13
315000	Telefonía celular	\$11,800.00	\$129.31	\$129.31	\$129.31	\$344.82	\$129.31	\$0.00	\$0.00	\$0.00	\$0.00	\$0.00	\$0.00	\$0.00	\$862.06	\$10,937.94
315001	Servicio de Telefonía Celular	\$11,800.00	\$129.31	\$129.31	\$129.31	\$344.82	\$129.31	\$0.00	\$0.00	\$0.00	\$0.00	\$0.00	\$0.00	\$0.00	\$862.06	\$10,937.94
317000	Servicios de acceso de Internet, redes y	\$36,000.00	\$4,999.00	\$3,198.26	\$3,198.26	\$3,198.26	\$0.00	\$0.00	\$0.00	\$0.00	\$0.00	\$0.00	\$0.00	\$0.00	\$14,593.78	\$21,406.22
317001	Servicios de Conducción de Señales	\$36,000.00	\$4,999.00	\$3,198.26	\$3,198.26	\$3,198.26	\$0.00	\$0.00	\$0.00	\$0.00	\$0.00	\$0.00	\$0.00	\$0.00	\$14,593.78	\$21,406.22
318000	Servicios postales y telegráficos	\$20,350.00	\$0.00	\$251.65	\$227.65	\$0.00	\$317.05	\$0.00	\$0.00	\$0.00	\$0.00	\$0.00	\$0.00	\$0.00	\$796.35	\$19,553.65
318001	Servicio Postal	\$20,350.00	\$0.00	\$251.65	\$227.65	\$0.00	\$317.05	\$0.00	\$0.00	\$0.00	\$0.00	\$0.00	\$0.00	\$0.00	\$796.35	\$19,553.65
319000	Servicios integrales y otros servicios	\$150.00	\$0.00	\$0.00	\$0.00	\$0.00	\$0.00	\$0.00	\$0.00	\$0.00	\$0.00	\$0.00	\$0.00	\$0.00	\$0.00	\$150.00
319001	Servicios Integrales y otros servicios	\$150.00	\$0.00	\$0.00	\$0.00	\$0.00	\$0.00	\$0.00	\$0.00	\$0.00	\$0.00	\$0.00	\$0.00	\$0.00	\$0.00	\$150.00
320000	Servicios de arrendamiento	\$3,264,396.26	\$208,305.17	\$338,633.68	\$494,340.92	\$447,776.68	\$285,161.21	\$0.00	\$0.00	\$0.00	\$0.00	\$0.00	\$0.00	\$0.00	\$1,774,217.56	\$1,490,178.70
323000	Arrendamiento de mobiliario y equipo de	\$6,500.00	\$500.00	\$505.45	\$505.45	\$505.45	\$0.00	\$0.00	\$0.00	\$0.00	\$0.00	\$0.00	\$0.00	\$0.00	\$2,016.35	\$4,483.65
323001	Arrendamiento de Equipo y Bienes	\$6,500.00	\$500.00	\$505.45	\$505.45	\$505.45	\$0.00	\$0.00	\$0.00	\$0.00	\$0.00	\$0.00	\$0.00	\$0.00	\$2,016.35	\$4,483.65
325000	Arrendamiento de equipo de transporte	\$2,070,000.00	\$54,655.17	\$301,317.24	\$355,655.17	\$326,310.34	\$141,500.00	\$0.00	\$0.00	\$0.00	\$0.00	\$0.00	\$0.00	\$0.00	\$1,179,437.92	\$890,562.08
325001	Servicios de arrendamiento de vehículos y	\$2,070,000.00	\$54,655.17	\$301,317.24	\$355,655.17	\$326,310.34	\$141,500.00	\$0.00	\$0.00	\$0.00	\$0.00	\$0.00	\$0.00	\$0.00	\$1,179,437.92	\$890,562.08
326000	Arrendamiento de maquinaria, otros	\$1,111,136.26	\$152,160.00	\$30,700.00	\$135,448.72	\$119,950.00	\$139,011.21	\$0.00	\$0.00	\$0.00	\$0.00	\$0.00	\$0.00	\$0.00	\$577,259.93	\$533,876.33
326001	Arrendamiento de Maquinaria y Equipo	\$1,111,136.26	\$152,160.00	\$30,700.00	\$135,448.72	\$119,950.00	\$139,011.21	\$0.00	\$0.00	\$0.00	\$0.00	\$0.00	\$0.00	\$0.00	\$577,259.93	\$533,876.33
327000	Arrendamiento de activos intangibles	\$29,160.00	\$1,000.00	\$6,110.89	\$2,731.58	\$1,010.89	\$0.00	\$0.00	\$0.00	\$0.00	\$0.00	\$0.00	\$0.00	\$0.00	\$10,853.36	\$18,306.64
327001	Arrendamiento de activos intangibles	\$29,160.00	\$1,000.00	\$6,110.89	\$2,731.58	\$1,010.89	\$0.00	\$0.00	\$0.00	\$0.00	\$0.00	\$0.00	\$0.00	\$0.00	\$10,853.36	\$18,306.64
329000	Otros arrendamientos	\$47,600.00	\$0.00	\$0.00	\$0.00	\$0.00	\$4,650.00	\$0.00	\$0.00	\$0.00	\$0.00	\$0.00	\$0.00	\$0.00	\$4,650.00	\$42,950.00
329001	Otros arrendamientos	\$47,600.00	\$0.00	\$0.00	\$0.00	\$0.00	\$4,650.00	\$0.00	\$0.00	\$0.00	\$0.00	\$0.00	\$0.00	\$0.00	\$4,650.00	\$42,950.00
330000	Servicios profesionales, científicos,	\$3,269,820.03	\$436,357.49	\$366,467.37	\$541,030.88	\$306,898.78	\$199,137.36	\$0.00	\$0.00	\$0.00	\$0.00	\$0.00	\$0.00	\$0.00	\$1,849,591.88	\$1,420,228.15
331000	Servicios legales, de contabilidad,	\$733,517.33	\$0.00	\$217,422.78	\$315,520.06	\$0.00	\$0.00	\$0.00	\$0.00	\$0.00	\$0.00	\$0.00	\$0.00	\$0.00	\$532,942.84	\$200,574.49
331001	Servicios legales	\$83,517.33	\$0.00	\$0.00	\$0.00	\$0.00	\$0.00	\$0.00	\$0.00	\$0.00	\$0.00	\$0.00	\$0.00	\$0.00	\$0.00	\$83,517.33
331002	Servicios de contabilidad, auditoría y	\$650,000.00	\$0.00	\$217,422.78	\$315,520.06	\$0.00	\$0.00	\$0.00	\$0.00	\$0.00	\$0.00	\$0.00	\$0.00	\$0.00	\$532,942.84	\$117,057.16
334000	Servicios de capacitación	\$89,830.50	\$0.00	\$0.00	\$0.00	\$0.00	\$0.00	\$0.00	\$0.00	\$0.00	\$0.00	\$0.00	\$0.00	\$0.00	\$0.00	\$89,830.50

Comisión de Agua y Alcantarillado del Municipio de Tulancingo de Bravo, Hidalgo ESTADO DE HIDALGO



Análisis Mensual de Egresos Pagados por Fuente de Financiamiento al 31/may./2022



(Cuentas con Movimientos)
(Cifras en pesos y centavos)

Fecha y
04:22 p. m.

Objeto del Gasto	Presupuesto Vigente	Ene	Feb	Mar	Abr	May	Jun	Jul	Ago	Sep	Oct	Nov	Dic	Total	Diferencia (Vigente - Total)
334001	Capacitación	\$89,830.50	\$0.00	\$0.00	\$0.00	\$0.00	\$0.00	\$0.00	\$0.00	\$0.00	\$0.00	\$0.00	\$0.00	\$0.00	\$89,830.50
336000	Servicios de apoyo administrativo,	\$237,892.00	\$53,464.49	\$22,154.36	\$15,386.29	\$13,706.36	\$37,282.36	\$0.00	\$0.00	\$0.00	\$0.00	\$0.00	\$0.00	\$141,993.86	\$95,898.14
336001	Servicios de apoyo administrativo,	\$237,892.00	\$53,464.49	\$22,154.36	\$15,386.29	\$13,706.36	\$37,282.36	\$0.00	\$0.00	\$0.00	\$0.00	\$0.00	\$0.00	\$141,993.86	\$95,898.14
338000	Servicios de vigilancia	\$1,200.00	\$0.00	\$0.00	\$0.00	\$0.00	\$980.00	\$0.00	\$0.00	\$0.00	\$0.00	\$0.00	\$0.00	\$980.00	\$220.00
338001	Servicios de Vigilancia	\$1,200.00	\$0.00	\$0.00	\$0.00	\$0.00	\$980.00	\$0.00	\$0.00	\$0.00	\$0.00	\$0.00	\$0.00	\$980.00	\$220.00
339000	Servicios profesionales, científicos y	\$2,207,380.20	\$382,893.00	\$126,890.23	\$210,124.53	\$292,892.42	\$160,875.00	\$0.00	\$0.00	\$0.00	\$0.00	\$0.00	\$0.00	\$1,173,675.18	\$1,033,705.02
339001	Estudios e Investigaciones	\$592,500.00	\$62,840.00	\$2,000.00	\$14,053.53	\$23,350.00	\$85,760.00	\$0.00	\$0.00	\$0.00	\$0.00	\$0.00	\$0.00	\$167,803.53	\$424,696.47
339003	Prestación de Servicios Profesionales	\$1,614,880.20	\$320,253.00	\$124,890.23	\$196,071.00	\$269,542.42	\$82,115.00	\$0.00	\$0.00	\$0.00	\$0.00	\$0.00	\$0.00	\$1,005,871.65	\$609,008.55
340000	Servicios financieros, bancarios y	\$950,767.55	\$65,550.25	\$26,321.28	\$42,471.48	\$17,947.24	\$34,609.41	\$0.00	\$0.00	\$0.00	\$0.00	\$0.00	\$0.00	\$229,220.77	\$721,546.78
341000	Servicios financieros y bancarios	\$160,002.20	\$65,550.25	\$25,021.28	\$15,123.21	\$17,947.24	\$34,609.41	\$0.00	\$0.00	\$0.00	\$0.00	\$0.00	\$0.00	\$129,294.82	\$30,707.38
341001	Intereses, Descuentos, y otros Servicios	\$160,002.20	\$65,550.25	\$25,021.28	\$15,123.21	\$17,947.24	\$34,609.41	\$0.00	\$0.00	\$0.00	\$0.00	\$0.00	\$0.00	\$129,294.82	\$30,707.38
345000	Seguros de bienes patrimoniales	\$538,760.35	\$0.00	\$0.00	\$0.00	\$0.00	\$0.00	\$0.00	\$0.00	\$0.00	\$0.00	\$0.00	\$0.00	\$44,629.41	\$494,130.94
345001	Seguros	\$538,760.35	\$0.00	\$0.00	\$0.00	\$0.00	\$0.00	\$0.00	\$0.00	\$0.00	\$0.00	\$0.00	\$0.00	\$44,629.41	\$494,130.94
347000	Fletes y maniobras	\$152,005.00	\$0.00	\$1,300.00	\$27,348.27	\$17,848.27	\$0.00	\$0.00	\$0.00	\$0.00	\$0.00	\$0.00	\$0.00	\$55,296.54	\$96,708.46
347001	Fletes y Maniobras	\$152,005.00	\$0.00	\$1,300.00	\$27,348.27	\$17,848.27	\$0.00	\$0.00	\$0.00	\$0.00	\$0.00	\$0.00	\$0.00	\$55,296.54	\$96,708.46
350000	Servicios de instalación, reparación,	\$4,576,634.95	\$929,137.16	\$297,819.00	\$740,219.55	\$563,332.48	\$0.00	\$0.00	\$0.00	\$0.00	\$0.00	\$0.00	\$0.00	\$2,863,345.20	\$1,713,289.75
351000	Conservación y mantenimiento menor de	\$42,000.00	\$0.00	\$0.00	\$0.00	\$0.00	\$0.00	\$0.00	\$0.00	\$0.00	\$0.00	\$0.00	\$0.00	\$1,982.76	\$40,017.24
351001	Conservación y mantenimiento menor de	\$42,000.00	\$0.00	\$0.00	\$0.00	\$0.00	\$0.00	\$0.00	\$0.00	\$0.00	\$0.00	\$0.00	\$0.00	\$1,982.76	\$40,017.24
352000	Instalación, reparación y mantenimiento	\$7,500.00	\$0.00	\$0.00	\$0.00	\$0.00	\$0.00	\$0.00	\$0.00	\$0.00	\$0.00	\$0.00	\$0.00	\$0.00	\$7,500.00
352001	Mantenimiento de Mobiliario y Equipo de	\$6,000.00	\$0.00	\$0.00	\$0.00	\$0.00	\$0.00	\$0.00	\$0.00	\$0.00	\$0.00	\$0.00	\$0.00	\$0.00	\$6,000.00
352002	Mantenimiento de Equipo y Aparatos de	\$1,500.00	\$0.00	\$0.00	\$0.00	\$0.00	\$0.00	\$0.00	\$0.00	\$0.00	\$0.00	\$0.00	\$0.00	\$0.00	\$1,500.00
353000	Instalación, reparación y mantenimiento	\$32,750.40	\$0.00	\$0.00	\$0.00	\$0.00	\$0.00	\$0.00	\$0.00	\$0.00	\$0.00	\$0.00	\$0.00	\$5,795.21	\$26,955.19
353001	Mantenimiento de bienes informáticos	\$32,750.40	\$0.00	\$0.00	\$0.00	\$0.00	\$0.00	\$0.00	\$0.00	\$0.00	\$0.00	\$0.00	\$0.00	\$5,795.21	\$26,955.19



355000	Reparación y mantenimiento de equipo de	\$1,234,988.13	\$726,535.17	\$26,257.30	\$24,843.46	\$30,611.73	\$28,357.00	\$0.00	\$0.00	\$0.00	\$0.00	\$0.00	\$0.00	\$0.00	\$836,404.66	\$398,583.47
355001	Mantenimiento de Vehículos	\$1,234,988.13	\$726,535.17	\$26,257.30	\$24,843.46	\$30,611.73	\$28,357.00	\$0.00	\$0.00	\$0.00	\$0.00	\$0.00	\$0.00	\$0.00	\$836,404.66	\$398,583.47
357000	Instalación, reparación y mantenimiento	\$2,837,206.42	\$161,801.99	\$259,061.70	\$703,576.09	\$507,186.27	\$260,543.24	\$0.00	\$0.00	\$0.00	\$0.00	\$0.00	\$0.00	\$0.00	\$1,892,169.29	\$945,127.13
357001	Mantenimiento de Maquinaria y Equipo	\$79,500.00	\$24,162.07	\$250.00	\$5,700.00	\$1,300.00	\$1,750.00	\$0.00	\$0.00	\$0.00	\$0.00	\$0.00	\$0.00	\$0.00	\$33,162.07	\$46,337.93
357002	Mantenimiento e Instalación de Equipos y	\$2,130,996.42	\$137,639.92	\$242,291.00	\$697,876.09	\$505,886.27	\$246,667.37	\$0.00	\$0.00	\$0.00	\$0.00	\$0.00	\$0.00	\$0.00	\$1,830,360.65	\$300,635.77
357004	Mantenimiento, instalación, reparación y	\$615,000.00	\$0.00	\$16,520.70	\$0.00	\$0.00	\$12,125.87	\$0.00	\$0.00	\$0.00	\$0.00	\$0.00	\$0.00	\$0.00	\$28,646.57	\$566,353.43
357005	Mantenimiento de equipo de topografía	\$11,800.00	\$0.00	\$0.00	\$0.00	\$0.00	\$0.00	\$0.00	\$0.00	\$0.00	\$0.00	\$0.00	\$0.00	\$0.00	\$0.00	\$11,800.00
358000	Servicios de limpieza y manejo de	\$400,600.00	\$40,800.00	\$12,500.00	\$12,000.00	\$15,534.48	\$46,158.80	\$0.00	\$0.00	\$0.00	\$0.00	\$0.00	\$0.00	\$0.00	\$126,993.28	\$273,606.72
358001	Servicio de limpieza y manejo de	\$235,600.00	\$12,000.00	\$12,500.00	\$12,000.00	\$12,000.00	\$13,000.00	\$0.00	\$0.00	\$0.00	\$0.00	\$0.00	\$0.00	\$0.00	\$61,500.00	\$174,100.00
358002	Sanitización, limpieza y desinfección	\$165,000.00	\$28,800.00	\$0.00	\$0.00	\$3,534.48	\$33,158.80	\$0.00	\$0.00	\$0.00	\$0.00	\$0.00	\$0.00	\$0.00	\$65,493.28	\$99,506.72
359000	Servicios de jardinería y fumigación	\$21,500.00	\$0.00	\$0.00	\$0.00	\$0.00	\$0.00	\$0.00	\$0.00	\$0.00	\$0.00	\$0.00	\$0.00	\$0.00	\$0.00	\$21,500.00
359001	Servicios de jardinería y fumigación	\$21,500.00	\$0.00	\$0.00	\$0.00	\$0.00	\$0.00	\$0.00	\$0.00	\$0.00	\$0.00	\$0.00	\$0.00	\$0.00	\$0.00	\$21,500.00
360000	Servicios de comunicación social y	\$1,620,000.00	\$161,310.35	\$107,206.90	\$126,206.90	\$111,206.90	\$106,206.90	\$0.00	\$0.00	\$0.00	\$0.00	\$0.00	\$0.00	\$0.00	\$602,137.95	\$1,017,862.05
361000	Difusión por radio, televisión y otros	\$1,566,400.00	\$151,310.35	\$107,206.90	\$126,206.90	\$111,206.90	\$106,206.90	\$0.00	\$0.00	\$0.00	\$0.00	\$0.00	\$0.00	\$0.00	\$602,137.95	\$964,262.05
361001	Difusión de programas y actividades	\$1,565,400.00	\$151,310.35	\$107,206.90	\$126,206.90	\$111,206.90	\$106,206.90	\$0.00	\$0.00	\$0.00	\$0.00	\$0.00	\$0.00	\$0.00	\$602,137.95	\$964,262.05
361002	Impresiones y Publicaciones Oficiales	\$1,000.00	\$0.00	\$0.00	\$0.00	\$0.00	\$0.00	\$0.00	\$0.00	\$0.00	\$0.00	\$0.00	\$0.00	\$0.00	\$0.00	\$1,000.00
362000	Difusión por radio, televisión y otros	\$53,600.00	\$0.00	\$0.00	\$0.00	\$0.00	\$0.00	\$0.00	\$0.00	\$0.00	\$0.00	\$0.00	\$0.00	\$0.00	\$0.00	\$53,600.00

Comisión de Agua y Alcantarillado del Municipio de Tulancingo de Bravo, Hidalgo
ESTADO DE HIDALGO

Análítico Mensual de Egresos Pagados por Fuente de Financiamiento al 31/may./2022




Usu: nika
 rptAnalíticoPresu

(Cuentas con Movimientos)
 (Cifras en pesos y centavos)

Fecha y

04:22 p. m.

Objeto del Gasto	Presupuesto Vigente	Ene	Feb	Mar	Abr	May	Jun	Jul	Ago	Sep	Oct	Nov	Dic	Total	Diferencia (Vigente - Total)	
362001	Difusión por radio, televisión y otros	\$53,600.00	\$0.00	\$0.00	\$0.00	\$0.00	\$0.00	\$0.00	\$0.00	\$0.00	\$0.00	\$0.00	\$0.00	\$0.00	\$53,600.00	\$0.00
370000	Servicios de traslado y viáticos	\$101,897.45	\$1,456.33	\$1,717.36	\$4,276.75	\$312.92	\$11,673.27	\$0.00	\$0.00	\$0.00	\$0.00	\$0.00	\$0.00	\$0.00	\$19,436.63	\$82,260.82
374000	Autotransporte	\$5,259.53	\$0.00	\$0.00	\$0.00	\$0.00	\$0.00	\$0.00	\$0.00	\$0.00	\$0.00	\$0.00	\$0.00	\$0.00	\$0.00	\$5,259.53
374001	Autotransporte	\$5,259.53	\$0.00	\$0.00	\$0.00	\$0.00	\$0.00	\$0.00	\$0.00	\$0.00	\$0.00	\$0.00	\$0.00	\$0.00	\$0.00	\$5,259.53
375000	Viáticos en el país	\$79,833.12	\$1,456.33	\$1,717.36	\$4,276.75	\$312.92	\$11,673.27	\$0.00	\$0.00	\$0.00	\$0.00	\$0.00	\$0.00	\$0.00	\$19,436.63	\$60,396.49
375001	Viáticos en el país	\$79,833.12	\$1,456.33	\$1,717.36	\$4,276.75	\$312.92	\$11,673.27	\$0.00	\$0.00	\$0.00	\$0.00	\$0.00	\$0.00	\$0.00	\$19,436.63	\$60,396.49
379000	Otros servicios de traslado y hospedaje	\$16,604.80	\$0.00	\$0.00	\$0.00	\$0.00	\$0.00	\$0.00	\$0.00	\$0.00	\$0.00	\$0.00	\$0.00	\$0.00	\$0.00	\$16,604.80
379001	Otros servicios de traslado y hospedaje	\$16,604.80	\$0.00	\$0.00	\$0.00	\$0.00	\$0.00	\$0.00	\$0.00	\$0.00	\$0.00	\$0.00	\$0.00	\$0.00	\$0.00	\$16,604.80
380000	Servicios oficiales	\$116,600.00	\$0.00	\$0.00	\$4,884.22	\$3,163.29	\$14,593.02	\$0.00	\$0.00	\$0.00	\$0.00	\$0.00	\$0.00	\$0.00	\$22,640.53	\$93,959.47
382000	Gastos de orden social y cultural	\$116,600.00	\$0.00	\$0.00	\$4,884.22	\$3,163.29	\$14,593.02	\$0.00	\$0.00	\$0.00	\$0.00	\$0.00	\$0.00	\$0.00	\$22,640.53	\$93,959.47
382001	Gastos de orden social	\$66,000.00	\$0.00	\$0.00	\$4,884.22	\$0.00	\$14,593.02	\$0.00	\$0.00	\$0.00	\$0.00	\$0.00	\$0.00	\$0.00	\$19,477.24	\$46,522.76
382002	Eventos Culturales	\$50,600.00	\$0.00	\$0.00	\$0.00	\$3,163.29	\$0.00	\$0.00	\$0.00	\$0.00	\$0.00	\$0.00	\$0.00	\$0.00	\$3,163.29	\$47,436.71
390000	Otros servicios generales	\$5,465,921.16	\$1,425,784.77	\$105,207.69	\$129,835.20	\$2,139.93	\$38,341.19	\$0.00	\$0.00	\$0.00	\$0.00	\$0.00	\$0.00	\$0.00	\$1,701,308.78	\$3,764,612.40
391000	Servicios funerarios y de cementerios	\$69,000.00	\$0.00	\$9,280.00	\$0.00	\$0.00	\$0.00	\$0.00	\$0.00	\$0.00	\$0.00	\$0.00	\$0.00	\$0.00	\$9,280.00	\$59,720.00
391001	Servicios funerarios y de cementerios	\$69,000.00	\$0.00	\$9,280.00	\$0.00	\$0.00	\$0.00	\$0.00	\$0.00	\$0.00	\$0.00	\$0.00	\$0.00	\$0.00	\$9,280.00	\$59,720.00
392000	Impuestos y derechos	\$4,334,521.16	\$798,149.00	\$95,927.69	\$9,532.80	\$2,139.93	\$18,098.00	\$0.00	\$0.00	\$0.00	\$0.00	\$0.00	\$0.00	\$0.00	\$923,847.42	\$3,410,673.74
392005	Pago de otros impuestos	\$52,300.00	\$1,864.00	\$2,234.69	\$9,532.80	\$2,139.93	\$1,600.00	\$0.00	\$0.00	\$0.00	\$0.00	\$0.00	\$0.00	\$0.00	\$17,371.42	\$34,928.58
392006	Pago de derechos	\$4,282,221.16	\$796,285.00	\$93,693.00	\$0.00	\$0.00	\$16,498.00	\$0.00	\$0.00	\$0.00	\$0.00	\$0.00	\$0.00	\$0.00	\$906,476.00	\$3,375,745.16
394000	Sentencias y resoluciones por autoridad	\$1,062,400.00	\$627,635.77	\$0.00	\$120,302.40	\$0.00	\$20,243.19	\$0.00	\$0.00	\$0.00	\$0.00	\$0.00	\$0.00	\$0.00	\$768,181.36	\$294,218.64
394001	Gastos Derivados de una Resolución	\$1,062,400.00	\$627,635.77	\$0.00	\$120,302.40	\$0.00	\$20,243.19	\$0.00	\$0.00	\$0.00	\$0.00	\$0.00	\$0.00	\$0.00	\$768,181.36	\$294,218.64
400000	TRANSFERENCIAS,	\$768,264.00	\$64,022.00	\$59,026.00	\$97,781.00	\$59,026.00	\$59,026.00	\$0.00	\$0.00	\$0.00	\$0.00	\$0.00	\$0.00	\$0.00	\$338,881.00	\$429,383.00
450000	Pensiones y jubilaciones	\$768,264.00	\$64,022.00	\$59,026.00	\$97,781.00	\$59,026.00	\$59,026.00	\$0.00	\$0.00	\$0.00	\$0.00	\$0.00	\$0.00	\$0.00	\$338,881.00	\$429,383.00
451000	Pensiones	\$768,264.00	\$64,022.00	\$59,026.00	\$97,781.00	\$59,026.00	\$59,026.00	\$0.00	\$0.00	\$0.00	\$0.00	\$0.00	\$0.00	\$0.00	\$338,881.00	\$429,383.00
451001	Pensiones	\$768,264.00	\$64,022.00	\$59,026.00	\$97,781.00	\$59,026.00	\$59,026.00	\$0.00	\$0.00	\$0.00	\$0.00	\$0.00	\$0.00	\$0.00	\$338,881.00	\$429,383.00
500000	BIENES MUEBLES, INMUEBLES E	\$2,659,186.42	\$44,039.27	\$757,353.00	\$310,688.32	\$39,377.00	\$24,259.29	\$0.00	\$0.00	\$0.00	\$0.00	\$0.00	\$0.00	\$0.00	\$1,393,708.56	\$1,265,477.86
510000	Mobiliario y equipo de administración	\$318,468.97	\$16,988.98	\$35,335.69	\$20,187.37	\$18,954.68	\$21,988.63	\$0.00	\$0.00	\$0.00	\$0.00	\$0.00	\$0.00	\$0.00	\$112,021.73	\$206,447.24
511000	Muebles de oficina y estantería	\$72,668.97	\$4,868.97	\$35,335.69	\$0.00	\$0.00	\$0.00	\$0.00	\$0.00	\$0.00	\$0.00	\$0.00	\$0.00	\$0.00	\$40,244.66	\$32,424.31
511001	Muebles de oficina y estantería	\$72,668.97	\$4,868.97	\$35,335.69	\$0.00	\$0.00	\$0.00	\$0.00	\$0.00	\$0.00	\$0.00	\$0.00	\$0.00	\$0.00	\$40,244.66	\$32,424.31
515000	Equipo de cómputo y de tecnología de la	\$245,900.00	\$11,099.99	\$0.00	\$20,187.37	\$18,954.68	\$21,988.63	\$0.00	\$0.00	\$0.00	\$0.00	\$0.00	\$0.00	\$0.00	\$71,827.07	\$174,072.93
515001	Bienes informáticos	\$245,900.00	\$11,099.99	\$0.00	\$20,187.37	\$18,954.68	\$21,988.63	\$0.00	\$0.00	\$0.00	\$0.00	\$0.00	\$0.00	\$0.00	\$71,827.07	\$174,072.93
520000	Mobiliario y equipo educacional y	\$28,580.00	\$2,580.00	\$0.00	\$7,675.00	\$0.00	\$0.00	\$0.00	\$0.00	\$0.00	\$0.00	\$0.00	\$0.00	\$0.00	\$10,255.00	\$18,325.00
521000	Equipos y aparatos audiovisuales	\$8,580.00	\$0.00	\$0.00	\$0.00	\$0.00	\$0.00	\$0.00	\$0.00	\$0.00	\$0.00	\$0.00	\$0.00	\$0.00	\$0.00	\$8,580.00
521001	Equipos y aparatos audiovisuales	\$8,580.00	\$0.00	\$0.00	\$0.00	\$0.00	\$0.00	\$0.00	\$0.00	\$0.00	\$0.00	\$0.00	\$0.00	\$0.00	\$0.00	\$8,580.00
523000	Cámaras fotográficas y de video	\$20,000.00	\$2,580.00	\$0.00	\$7,675.00	\$0.00	\$0.00	\$0.00	\$0.00	\$0.00	\$0.00	\$0.00	\$0.00	\$0.00	\$10,255.00	\$9,745.00



523001	Cámaras fotográficas y de video	\$20,000.00	\$2,680.00	\$0.00	\$7,675.00	\$0.00	\$0.00	\$0.00	\$0.00	\$0.00	\$0.00	\$0.00	\$0.00	\$0.00	\$0.00	\$10,255.00	\$9,745.00
540000	Vehículos y equipo de transporte	\$135,800.00	\$0.00	\$17,240.52	\$47,640.07	\$0.00	\$0.00	\$0.00	\$0.00	\$0.00	\$0.00	\$0.00	\$0.00	\$0.00	\$0.00	\$84,888.59	\$70,919.41
541000	Vehículos y equipo terrestre	\$100,000.00	\$0.00	\$0.00	\$47,640.07	\$0.00	\$0.00	\$0.00	\$0.00	\$0.00	\$0.00	\$0.00	\$0.00	\$0.00	\$0.00	\$47,640.07	\$52,359.93
541001	Vehículos y Equipo Terrestre	\$100,000.00	\$0.00	\$0.00	\$47,640.07	\$0.00	\$0.00	\$0.00	\$0.00	\$0.00	\$0.00	\$0.00	\$0.00	\$0.00	\$0.00	\$47,640.07	\$52,359.93
549000	Otros equipos de transporte	\$35,800.00	\$0.00	\$17,240.52	\$0.00	\$0.00	\$0.00	\$0.00	\$0.00	\$0.00	\$0.00	\$0.00	\$0.00	\$0.00	\$0.00	\$17,240.52	\$18,559.48
549001	Otros equipos de transporte	\$35,800.00	\$0.00	\$17,240.52	\$0.00	\$0.00	\$0.00	\$0.00	\$0.00	\$0.00	\$0.00	\$0.00	\$0.00	\$0.00	\$0.00	\$17,240.52	\$18,559.48

Comisión de Agua y Alcantarillado del Municipio de Tulancingo de Bravo, Hidalgo
ESTADO DE HIDALGO

Analítico Mensual de Egresos Pagados por Fuente de Financiamiento al 31/may./2022



Usu: mla
rp/AnalíticoPresu

(Cuentas con Movimientos)

Fecha y

04:22 p. m.

(Cifras en pesos y centavos)


Objeto del Gasto	Presupuesto Vigente	Ene	Feb	Mar	Abr	May	Jun	Jul	Ago	Sep	Oct	Nov	Dic	Total	Diferencia (Vigente - Total)
560000	Maquinaria, otros equipos y	\$2,060,689.45	\$25,490.31	\$704,778.79	\$235,084.48	\$20,510.00	\$220,689.66	\$0.00	\$0.00	\$0.00	\$0.00	\$0.00	\$0.00	\$1,206,551.24	\$854,138.21
563000	Maquinaria y equipo de construcción	\$84,310.35	\$0.00	\$0.00	\$84,310.34	\$0.00	\$0.00	\$0.00	\$0.00	\$0.00	\$0.00	\$0.00	\$0.00	\$84,310.34	\$0.01
563001	Equipo de Construcción	\$84,310.35	\$0.00	\$0.00	\$84,310.34	\$0.00	\$0.00	\$0.00	\$0.00	\$0.00	\$0.00	\$0.00	\$0.00	\$84,310.34	\$0.01
564000	Sistemas de aire acondicionado,	\$30,500.00	\$0.00	\$0.00	\$0.00	\$0.00	\$0.00	\$0.00	\$0.00	\$0.00	\$0.00	\$0.00	\$0.00	\$0.00	\$30,500.00
564001	Sistemas de aire acondicionado,	\$30,500.00	\$0.00	\$0.00	\$0.00	\$0.00	\$0.00	\$0.00	\$0.00	\$0.00	\$0.00	\$0.00	\$0.00	\$0.00	\$30,500.00
566000	Equipos de generación eléctrica, aparatos	\$1,600,000.00	\$0.00	\$587,613.00	\$106,808.62	\$6,760.00	\$220,689.66	\$0.00	\$0.00	\$0.00	\$0.00	\$0.00	\$0.00	\$921,871.28	\$678,128.72
566001	Equipos de generación eléctrica, aparatos	\$1,600,000.00	\$0.00	\$587,613.00	\$106,808.62	\$6,760.00	\$220,689.66	\$0.00	\$0.00	\$0.00	\$0.00	\$0.00	\$0.00	\$921,871.28	\$678,128.72
567000	Herramientas y máquinas-herramienta	\$155,000.00	\$1,154.31	\$60,620.69	\$43,965.52	\$0.00	\$0.00	\$0.00	\$0.00	\$0.00	\$0.00	\$0.00	\$0.00	\$105,740.52	\$49,259.48
567001	Herramientas y Máquinas-Herramientas	\$155,000.00	\$1,154.31	\$60,620.69	\$43,965.52	\$0.00	\$0.00	\$0.00	\$0.00	\$0.00	\$0.00	\$0.00	\$0.00	\$105,740.52	\$49,259.48
569000	Otros equipos	\$190,879.10	\$24,336.00	\$56,543.10	\$0.00	\$13,750.00	\$0.00	\$0.00	\$0.00	\$0.00	\$0.00	\$0.00	\$0.00	\$94,629.10	\$96,250.00
569001	Otros equipos	\$190,879.10	\$24,336.00	\$56,543.10	\$0.00	\$13,750.00	\$0.00	\$0.00	\$0.00	\$0.00	\$0.00	\$0.00	\$0.00	\$94,629.10	\$96,250.00
590000	Activos intangibles	\$115,650.00	\$0.00	\$0.00	\$0.00	\$0.00	\$0.00	\$0.00	\$0.00	\$0.00	\$0.00	\$0.00	\$0.00	\$0.00	\$115,650.00
590001	Otros activos intangibles	\$115,650.00	\$0.00	\$0.00	\$0.00	\$0.00	\$0.00	\$0.00	\$0.00	\$0.00	\$0.00	\$0.00	\$0.00	\$0.00	\$115,650.00
599001	Otros activos intangibles	\$115,650.00	\$0.00	\$0.00	\$0.00	\$0.00	\$0.00	\$0.00	\$0.00	\$0.00	\$0.00	\$0.00	\$0.00	\$0.00	\$115,650.00
900000	DEUDA PUBLICA	\$122,010.41	\$0.00	\$0.00	\$0.00	\$0.00	\$0.00	\$0.00	\$0.00	\$0.00	\$0.00	\$0.00	\$0.00	\$0.00	\$122,010.41
990000	Adeudos de ejercicios fiscales	\$122,010.41	\$0.00	\$0.00	\$0.00	\$0.00	\$0.00	\$0.00	\$0.00	\$0.00	\$0.00	\$0.00	\$0.00	\$0.00	\$122,010.41
991000	ADEFAS	\$122,010.41	\$0.00	\$0.00	\$0.00	\$0.00	\$0.00	\$0.00	\$0.00	\$0.00	\$0.00	\$0.00	\$0.00	\$0.00	\$122,010.41
991001	Adeudos de ejercicios fiscales anteriores	\$122,010.41	\$0.00	\$0.00	\$0.00	\$0.00	\$0.00	\$0.00	\$0.00	\$0.00	\$0.00	\$0.00	\$0.00	\$0.00	\$122,010.41
INGRESOS PROPIOS	\$77,316,269.67	\$10,811,995.43	\$7,163,246.64	\$7,911,580.62	\$7,307,902.76	\$6,831,650.42	\$0.00	\$0.00	\$0.00	\$0.00	\$0.00	\$0.00	\$0.00	\$40,016,376.87	\$37,299,883.80

271 DEVOLUCION DE IVA

200000	MATERIALES Y SUMINISTROS	\$95,000.00	\$0.00	\$0.00	\$4,740.72	\$0.00	\$30,060.36	\$0.00	\$0.00	\$0.00	\$0.00	\$0.00	\$0.00	\$34,801.08	\$60,198.92
240000	Materiales y artículos de construcción y	\$90,000.00	\$0.00	\$0.00	\$4,740.72	\$0.00	\$29,586.22	\$0.00	\$0.00	\$0.00	\$0.00	\$0.00	\$0.00	\$34,326.94	\$55,673.06
249000	Otros materiales y artículos de	\$90,000.00	\$0.00	\$0.00	\$4,740.72	\$0.00	\$29,586.22	\$0.00	\$0.00	\$0.00	\$0.00	\$0.00	\$0.00	\$34,326.94	\$55,673.06
249001	Otros materiales y artículos de	\$90,000.00	\$0.00	\$0.00	\$4,740.72	\$0.00	\$29,586.22	\$0.00	\$0.00	\$0.00	\$0.00	\$0.00	\$0.00	\$34,326.94	\$55,673.06
290000	Herramientas, refacciones y accesorios	\$5,000.00	\$0.00	\$0.00	\$0.00	\$0.00	\$474.14	\$0.00	\$0.00	\$0.00	\$0.00	\$0.00	\$0.00	\$474.14	\$4,525.86
291000	Herramientas menores	\$5,000.00	\$0.00	\$0.00	\$0.00	\$0.00	\$474.14	\$0.00	\$0.00	\$0.00	\$0.00	\$0.00	\$0.00	\$474.14	\$4,525.86
291001	Herramientas Menores	\$5,000.00	\$0.00	\$0.00	\$0.00	\$0.00	\$474.14	\$0.00	\$0.00	\$0.00	\$0.00	\$0.00	\$0.00	\$474.14	\$4,525.86
300000	SERVICIOS GENERALES	\$1,469,811.00	\$254,450.00	\$0.00	\$10,250.00	\$1,215,361.00	\$13,900.00	\$0.00	\$0.00	\$0.00	\$0.00	\$0.00	\$0.00	\$1,493,061.00	\$75,850.00
350000	Servicios de instalación, reparación,	\$100,000.00	\$0.00	\$0.00	\$10,250.00	\$0.00	\$13,900.00	\$0.00	\$0.00	\$0.00	\$0.00	\$0.00	\$0.00	\$24,150.00	\$75,850.00
357000	Instalación, reparación y mantenimiento	\$100,000.00	\$0.00	\$0.00	\$10,250.00	\$0.00	\$13,900.00	\$0.00	\$0.00	\$0.00	\$0.00	\$0.00	\$0.00	\$24,150.00	\$75,850.00
357002	Mantenimiento e Instalación de Equipos y	\$100,000.00	\$0.00	\$0.00	\$10,250.00	\$0.00	\$13,900.00	\$0.00	\$0.00	\$0.00	\$0.00	\$0.00	\$0.00	\$24,150.00	\$75,850.00
390000	Otros servicios generales	\$1,469,811.00	\$254,450.00	\$0.00	\$0.00	\$1,215,361.00	\$0.00	\$0.00	\$0.00	\$0.00	\$0.00	\$0.00	\$0.00	\$1,469,811.00	\$0.00
392000	Impuestos y derechos	\$1,469,811.00	\$254,450.00	\$0.00	\$0.00	\$1,215,361.00	\$0.00	\$0.00	\$0.00	\$0.00	\$0.00	\$0.00	\$0.00	\$1,469,811.00	\$0.00
392006	Pago de derechos	\$1,469,811.00	\$254,450.00	\$0.00	\$0.00	\$1,215,361.00	\$0.00	\$0.00	\$0.00	\$0.00	\$0.00	\$0.00	\$0.00	\$1,469,811.00	\$0.00
DEVOLUCION DE IVA	\$1,664,811.00	\$254,450.00	\$0.00	\$14,990.72	\$1,215,361.00	\$13,900.00	\$0.00	\$0.00	\$0.00	\$0.00	\$0.00	\$0.00	\$0.00	\$1,628,762.08	\$136,048.92

Comisión de Agua y Alcantarillado del Municipio de Tulancingo de Bravo, Hidalgo
ESTADO DE HIDALGO

Analítico Mensual de Egresos Pagados por Fuente de Financiamiento al 31/may./2022



Objeto del Gasto	Presupuesto Vigente	Ene	Feb	Mar	Abr	May	Jun	Jul	Ago	Sep	Oct	Nov	Dic	Total	Diferencia (Vigente - Total)
Total Final	\$78,980,070.67	\$11,066,448.43	\$7,163,246.64	\$7,926,571.34	\$8,423,263.78	\$6,876,610.76	\$0.00	\$0.00	\$0.00	\$0.00	\$0.00	\$0.00	\$0.00	\$41,646,137.95	\$37,434,932.72

"Bajo protesta de decir verdad declaramos que las cifras contenidas en este estado financiero son veraces y contienen toda la información referente a la situación y/o los resultados de la Comisión de Agua y Alcantarillado del Municipio de Tulancingo de Bravo, afirmando ser legalmente responsables de la autenticidad y veracidad de las mismas, y asimismo asumimos la responsabilidad derivada de cualquier declaración en falso sobre las mismas"

Page 7

LUIS ENRIQUE HIDALGO HERNANDEZ
DIRECTOR GENERAL

TRA. CLAUDIA LETICIA ALTAMIRA MENDOZ
DIRECTORA DEL DESPACHO DE LOS ASUNTOS
DE LA DIRECCIÓN DE ADMINISTRACIÓN Y
FINANZAS

LIC. JUAN CARLOS LARA ARROYO
COMISARIO





Comisión de Agua y Alcantarillado del Municipio de Tulancingo de Bravo, Hidalgo
ESTADO DE HIDALGO

Analítico Mensual de Egresos Pagados por Fuente de Financiamiento al 30/abr./2022

Usr: mika
rptAnalíticoPresu

(Cuentas con Movimientos)

Fecha y

04:20 p. m.

(Cifras en pesos y centavos)

Objeto del Gasto	Presupuesto Vigente	Ene	Feb	Mar	Abr	May	Jun	Jul	Ago	Sep	Oct	Nov	Dic	Total	Diferencia (Vigente - Total)
140 INGRESOS PROPIOS															
10000 SERVICIOS PERSONALES	\$26,019,895.02	\$4,004,143.66	\$1,922,728.76	\$1,897,982.35	\$1,917,598.48	\$0.00	\$0.00	\$0.00	\$0.00	\$0.00	\$0.00	\$0.00	\$0.00	\$9,742,453.25	\$16,277,441.77
110000 Remuneraciones al personal de carácter	\$20,385,506.66	\$1,790,797.00	\$1,767,149.00	\$1,771,187.00	\$1,759,700.00	\$0.00	\$0.00	\$0.00	\$0.00	\$0.00	\$0.00	\$0.00	\$0.00	\$7,088,833.00	\$13,296,673.66
113000 Sueldos base al personal permanente	\$20,385,506.66	\$1,790,797.00	\$1,767,149.00	\$1,771,187.00	\$1,759,700.00	\$0.00	\$0.00	\$0.00	\$0.00	\$0.00	\$0.00	\$0.00	\$0.00	\$7,088,833.00	\$13,296,673.66
113001 Sueldos	\$20,385,506.66	\$1,790,797.00	\$1,767,149.00	\$1,771,187.00	\$1,759,700.00	\$0.00	\$0.00	\$0.00	\$0.00	\$0.00	\$0.00	\$0.00	\$0.00	\$7,088,833.00	\$13,296,673.66
120000 Remuneraciones al personal de carácter	\$951,579.00	\$77,652.00	\$98,517.00	\$103,945.00	\$101,554.00	\$0.00	\$0.00	\$0.00	\$0.00	\$0.00	\$0.00	\$0.00	\$0.00	\$381,668.00	\$569,911.00
122000 Sueldos base al personal eventual	\$951,579.00	\$77,652.00	\$98,517.00	\$103,945.00	\$101,554.00	\$0.00	\$0.00	\$0.00	\$0.00	\$0.00	\$0.00	\$0.00	\$0.00	\$381,668.00	\$569,911.00
122001 Sueldo Base a Personal Eventual	\$951,579.00	\$77,652.00	\$98,517.00	\$103,945.00	\$101,554.00	\$0.00	\$0.00	\$0.00	\$0.00	\$0.00	\$0.00	\$0.00	\$0.00	\$381,668.00	\$569,911.00
130000 Remuneraciones adicionales y	\$4,209,899.18	\$2,107,863.00	\$0.00	\$0.00	\$0.00	\$0.00	\$0.00	\$0.00	\$0.00	\$0.00	\$0.00	\$0.00	\$0.00	\$2,107,863.00	\$2,102,036.18
132000 Primas de vacaciones, dominical y	\$4,209,899.18	\$2,107,863.00	\$0.00	\$0.00	\$0.00	\$0.00	\$0.00	\$0.00	\$0.00	\$0.00	\$0.00	\$0.00	\$0.00	\$2,107,863.00	\$2,095,036.18
132001 Prima de Vacaciones y Dominical	\$398,968.68	\$0.00	\$0.00	\$0.00	\$0.00	\$0.00	\$0.00	\$0.00	\$0.00	\$0.00	\$0.00	\$0.00	\$0.00	\$0.00	\$398,968.68
132002 Gratificación Anual	\$3,803,930.50	\$2,107,863.00	\$0.00	\$0.00	\$0.00	\$0.00	\$0.00	\$0.00	\$0.00	\$0.00	\$0.00	\$0.00	\$0.00	\$2,107,863.00	\$1,696,067.50
133000 Horas extraordinarias	\$7,000.00	\$0.00	\$0.00	\$0.00	\$0.00	\$0.00	\$0.00	\$0.00	\$0.00	\$0.00	\$0.00	\$0.00	\$0.00	\$0.00	\$7,000.00
133001 Horas extras	\$7,000.00	\$0.00	\$0.00	\$0.00	\$0.00	\$0.00	\$0.00	\$0.00	\$0.00	\$0.00	\$0.00	\$0.00	\$0.00	\$0.00	\$7,000.00
150000 Otras prestaciones sociales y	\$472,910.18	\$27,831.66	\$57,062.76	\$22,850.35	\$56,344.48	\$0.00	\$0.00	\$0.00	\$0.00	\$0.00	\$0.00	\$0.00	\$0.00	\$164,089.25	\$308,820.93
152000 Indemnizaciones	\$72,095.00	\$0.00	\$0.00	\$0.00	\$0.00	\$0.00	\$0.00	\$0.00	\$0.00	\$0.00	\$0.00	\$0.00	\$0.00	\$0.00	\$72,095.00
152001 Indemnizaciones	\$72,095.00	\$0.00	\$0.00	\$0.00	\$0.00	\$0.00	\$0.00	\$0.00	\$0.00	\$0.00	\$0.00	\$0.00	\$0.00	\$0.00	\$72,095.00
159000 Otras prestaciones sociales y económicas	\$400,815.18	\$27,831.66	\$57,062.76	\$22,850.35	\$56,344.48	\$0.00	\$0.00	\$0.00	\$0.00	\$0.00	\$0.00	\$0.00	\$0.00	\$164,089.25	\$238,725.93
159002 Otras Prestaciones	\$400,815.18	\$27,831.66	\$57,062.76	\$22,850.35	\$56,344.48	\$0.00	\$0.00	\$0.00	\$0.00	\$0.00	\$0.00	\$0.00	\$0.00	\$164,089.25	\$238,725.93
20000 MATERIALES Y SUMINISTROS	\$8,253,578.53	\$744,844.48	\$698,435.07	\$1,077,986.09	\$1,021,577.29	\$0.00	\$0.00	\$0.00	\$0.00	\$0.00	\$0.00	\$0.00	\$0.00	\$3,642,842.93	\$4,710,735.60
210000 Materiales de administración, emisión	\$657,303.07	\$13,854.11	\$52,032.94	\$97,830.11	\$36,348.56	\$0.00	\$0.00	\$0.00	\$0.00	\$0.00	\$0.00	\$0.00	\$0.00	\$200,065.72	\$457,237.35
211000 Materiales, útiles y equipos menores de	\$363,090.87	\$12,232.11	\$47,818.94	\$93,034.35	\$33,205.56	\$0.00	\$0.00	\$0.00	\$0.00	\$0.00	\$0.00	\$0.00	\$0.00	\$186,290.96	\$176,799.91
211001 Material de Oficina	\$363,090.87	\$12,232.11	\$47,818.94	\$93,034.35	\$33,205.56	\$0.00	\$0.00	\$0.00	\$0.00	\$0.00	\$0.00	\$0.00	\$0.00	\$186,290.96	\$176,799.91
212000 Materiales y útiles de impresión y	\$130,050.40	\$0.00	\$0.00	\$94.00	\$0.00	\$0.00	\$0.00	\$0.00	\$0.00	\$0.00	\$0.00	\$0.00	\$0.00	\$94.00	\$129,110.40
212001 Materiales y Útiles de Impresión	\$130,050.40	\$0.00	\$0.00	\$94.00	\$0.00	\$0.00	\$0.00	\$0.00	\$0.00	\$0.00	\$0.00	\$0.00	\$0.00	\$94.00	\$129,110.40
214000 Materiales, útiles y equipos menores de	\$67,680.24	\$1,622.00	\$984.00	\$3,648.00	\$1,732.00	\$0.00	\$0.00	\$0.00	\$0.00	\$0.00	\$0.00	\$0.00	\$0.00	\$7,986.00	\$59,694.24
214001 Material para Bienes Informáticos	\$67,680.24	\$1,622.00	\$984.00	\$3,648.00	\$1,732.00	\$0.00	\$0.00	\$0.00	\$0.00	\$0.00	\$0.00	\$0.00	\$0.00	\$7,986.00	\$59,694.24
214002 Materiales de Grabación	\$258.00	\$0.00	\$0.00	\$0.00	\$0.00	\$0.00	\$0.00	\$0.00	\$0.00	\$0.00	\$0.00	\$0.00	\$0.00	\$0.00	\$258.00
215000 Material Impreso e Información digital	\$36,199.00	\$0.00	\$0.00	\$0.00	\$0.00	\$0.00	\$0.00	\$0.00	\$0.00	\$0.00	\$0.00	\$0.00	\$0.00	\$0.00	\$36,199.00
215001 Suscripciones a Publicaciones y	\$36,199.00	\$0.00	\$0.00	\$0.00	\$0.00	\$0.00	\$0.00	\$0.00	\$0.00	\$0.00	\$0.00	\$0.00	\$0.00	\$0.00	\$36,199.00
216000 Material de limpieza	\$58,197.42	\$0.00	\$3,230.00	\$207.76	\$1,411.00	\$0.00	\$0.00	\$0.00	\$0.00	\$0.00	\$0.00	\$0.00	\$0.00	\$4,848.76	\$53,348.66
216001 Material de Limpieza	\$58,197.42	\$0.00	\$3,230.00	\$207.76	\$1,411.00	\$0.00	\$0.00	\$0.00	\$0.00	\$0.00	\$0.00	\$0.00	\$0.00	\$4,848.76	\$53,348.66
218000 Materiales para el registro e identificación	\$2,085.14	\$0.00	\$0.00	\$0.00	\$0.00	\$0.00	\$0.00	\$0.00	\$0.00	\$0.00	\$0.00	\$0.00	\$0.00	\$0.00	\$2,085.14
218002 Identificadores e Iconos de señalización	\$2,085.14	\$0.00	\$0.00	\$0.00	\$0.00	\$0.00	\$0.00	\$0.00	\$0.00	\$0.00	\$0.00	\$0.00	\$0.00	\$0.00	\$2,085.14
220000 Alimentos y utensilios	\$83,431.45	\$3,188.00	\$2,768.59	\$5,899.01	\$3,446.74	\$0.00	\$0.00	\$0.00	\$0.00	\$0.00	\$0.00	\$0.00	\$0.00	\$16,302.34	\$68,129.11
221000 Productos alimenticios para personas	\$83,431.45	\$3,188.00	\$2,768.59	\$5,899.01	\$3,446.74	\$0.00	\$0.00	\$0.00	\$0.00	\$0.00	\$0.00	\$0.00	\$0.00	\$16,302.34	\$68,129.11
221001 Alimentación de Personas	\$83,431.45	\$3,188.00	\$2,768.59	\$5,899.01	\$3,446.74	\$0.00	\$0.00	\$0.00	\$0.00	\$0.00	\$0.00	\$0.00	\$0.00	\$16,302.34	\$68,129.11
230000 Materias primas y materiales de	\$280,566.32	\$18,139.14	\$8,920.31	\$1,491.38	\$2,725.01	\$0.00	\$0.00	\$0.00	\$0.00	\$0.00	\$0.00	\$0.00	\$0.00	\$30,675.84	\$249,890.48



Comisión de Agua y Alcantarillado del Municipio de Tulancingo de Bravo, Hidalgo
ESTADO DE HIDALGO

Analítico Mensual de Egresos Pagados por Fuente de Financiamiento al 30/abr./2022

Usr: mika
rptAnalíticoPresu

(Cuentas con Movimientos)

Fecha y

11/Jul/2022

hora de Impresión

04:20 p. m.

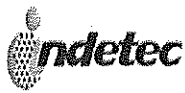
(Cifras en pesos y centavos)

Objeto del Gasto		Presupuesto Vigente	Ene	Feb	Mar	Abr	May	Jun	Jul	Ago	Sep	Oct	Nov	Dic	Total	Diferencia (Vigente - Total)
231000	Productos almenlicos, agropecuarios y	\$10,000.00	\$0.00	\$0.00	\$0.00	\$0.00	\$0.00	\$0.00	\$0.00	\$0.00	\$0.00	\$0.00	\$0.00	\$0.00	\$0.00	\$10,000.00
231004	Productos de madera	\$10,000.00	\$0.00	\$0.00	\$0.00	\$0.00	\$0.00	\$0.00	\$0.00	\$0.00	\$0.00	\$0.00	\$0.00	\$0.00	\$0.00	\$10,000.00
234000	Combustibles, lubricantes, aditivos,	\$270,566.32	\$18,139.14	\$8,920.31	\$1,491.38	\$2,125.01	\$0.00	\$0.00	\$0.00	\$0.00	\$0.00	\$0.00	\$0.00	\$0.00	\$30,875.84	\$239,890.48
234001	Combustibles, lubricantes y aditivos,	\$270,566.32	\$18,139.14	\$8,920.31	\$1,491.38	\$2,125.01	\$0.00	\$0.00	\$0.00	\$0.00	\$0.00	\$0.00	\$0.00	\$0.00	\$30,875.84	\$239,890.48
240000	Materiales y artículos de construcción y	\$2,613,733.45	\$355,774.21	\$254,685.06	\$224,605.82	\$517,404.61	\$0.00	\$0.00	\$0.00	\$0.00	\$0.00	\$0.00	\$0.00	\$0.00	\$1,352,469.70	\$1,261,263.75
241000	Productos minerales no metálicos	\$178,090.60	\$13,300.00	\$17,600.00	\$41,400.00	\$25,900.00	\$0.00	\$0.00	\$0.00	\$0.00	\$0.00	\$0.00	\$0.00	\$0.00	\$98,200.00	\$79,890.60
241001	Productos minerales no metálicos	\$178,090.60	\$13,300.00	\$17,600.00	\$41,400.00	\$25,900.00	\$0.00	\$0.00	\$0.00	\$0.00	\$0.00	\$0.00	\$0.00	\$0.00	\$98,200.00	\$79,890.60
242000	Cemento y productos de concreto	\$361,680.00	\$19,396.55	\$25,517.24	\$37,551.73	\$48,806.04	\$0.00	\$0.00	\$0.00	\$0.00	\$0.00	\$0.00	\$0.00	\$0.00	\$131,271.56	\$230,408.44
242001	Cemento y productos de concreto	\$361,680.00	\$19,396.55	\$25,517.24	\$37,551.73	\$48,806.04	\$0.00	\$0.00	\$0.00	\$0.00	\$0.00	\$0.00	\$0.00	\$0.00	\$131,271.56	\$230,408.44
243000	Cal, yeso y productos de yeso	\$9,354.27	\$0.00	\$0.00	\$0.00	\$366.38	\$0.00	\$0.00	\$0.00	\$0.00	\$0.00	\$0.00	\$0.00	\$0.00	\$366.38	\$8,987.89
243001	Cal, yeso y productos de yeso	\$9,354.27	\$0.00	\$0.00	\$0.00	\$366.38	\$0.00	\$0.00	\$0.00	\$0.00	\$0.00	\$0.00	\$0.00	\$0.00	\$366.38	\$8,987.89
244000	Madera y productos de madera	\$29,977.88	\$0.00	\$2,517.24	\$2,208.00	\$0.00	\$0.00	\$0.00	\$0.00	\$0.00	\$0.00	\$0.00	\$0.00	\$0.00	\$4,725.24	\$25,252.64
244001	Madera y productos de madera	\$29,977.88	\$0.00	\$2,517.24	\$2,208.00	\$0.00	\$0.00	\$0.00	\$0.00	\$0.00	\$0.00	\$0.00	\$0.00	\$0.00	\$4,725.24	\$25,252.64
245000	Vidrio y productos de vidrio	\$6,000.00	\$0.00	\$0.00	\$0.00	\$4,466.90	\$0.00	\$0.00	\$0.00	\$0.00	\$0.00	\$0.00	\$0.00	\$0.00	\$4,466.90	\$1,533.10
245001	Vidrio y productos de vidrio	\$6,000.00	\$0.00	\$0.00	\$0.00	\$4,466.90	\$0.00	\$0.00	\$0.00	\$0.00	\$0.00	\$0.00	\$0.00	\$0.00	\$4,466.90	\$1,533.10
246000	Material eléctrico y electrónico	\$168,541.00	\$9,779.31	\$66.81	\$6,832.83	\$32,023.46	\$0.00	\$0.00	\$0.00	\$0.00	\$0.00	\$0.00	\$0.00	\$0.00	\$48,702.41	\$119,838.59
246001	Material Eléctrico	\$88,541.00	\$9,779.31	\$66.81	\$6,832.83	\$32,023.46	\$0.00	\$0.00	\$0.00	\$0.00	\$0.00	\$0.00	\$0.00	\$0.00	\$48,702.41	\$39,838.59
246002	Material Electrónico	\$80,000.00	\$0.00	\$0.00	\$0.00	\$0.00	\$0.00	\$0.00	\$0.00	\$0.00	\$0.00	\$0.00	\$0.00	\$0.00	\$0.00	\$80,000.00
247000	Artículos metálicos para la construcción	\$320,634.06	\$14,446.01	\$78,868.38	\$57,403.67	\$58,575.29	\$0.00	\$0.00	\$0.00	\$0.00	\$0.00	\$0.00	\$0.00	\$0.00	\$209,293.35	\$111,340.71
247001	Artículos metálicos para la construcción	\$320,634.06	\$14,446.01	\$78,868.38	\$57,403.67	\$58,575.29	\$0.00	\$0.00	\$0.00	\$0.00	\$0.00	\$0.00	\$0.00	\$0.00	\$209,293.35	\$111,340.71
249000	Otros materiales y artículos de	\$1,539,455.64	\$298,852.34	\$130,115.39	\$79,209.59	\$347,266.54	\$0.00	\$0.00	\$0.00	\$0.00	\$0.00	\$0.00	\$0.00	\$0.00	\$855,443.86	\$684,011.78
249001	Otros materiales y artículos de	\$1,539,455.64	\$298,852.34	\$130,115.39	\$79,209.59	\$347,266.54	\$0.00	\$0.00	\$0.00	\$0.00	\$0.00	\$0.00	\$0.00	\$0.00	\$855,443.86	\$684,011.78
250000	Productos químicos, farmacéuticos y de	\$715,845.89	\$12,862.20	\$7,507.20	\$70,088.40	\$66,757.20	\$0.00	\$0.00	\$0.00	\$0.00	\$0.00	\$0.00	\$0.00	\$0.00	\$157,215.00	\$558,630.89
258000	Fibras sintéticas, hules, plásticos y	\$90.52	\$0.00	\$0.00	\$0.00	\$0.00	\$0.00	\$0.00	\$0.00	\$0.00	\$0.00	\$0.00	\$0.00	\$0.00	\$0.00	\$90.52
258001	Fibras sintéticas, hules, plásticos y	\$90.52	\$0.00	\$0.00	\$0.00	\$0.00	\$0.00	\$0.00	\$0.00	\$0.00	\$0.00	\$0.00	\$0.00	\$0.00	\$0.00	\$90.52
259000	Otros productos químicos	\$715,845.89	\$12,862.20	\$7,507.20	\$70,088.40	\$66,757.20	\$0.00	\$0.00	\$0.00	\$0.00	\$0.00	\$0.00	\$0.00	\$0.00	\$157,215.00	\$558,630.89
259001	Otros productos químicos	\$715,845.89	\$12,862.20	\$7,507.20	\$70,088.40	\$66,757.20	\$0.00	\$0.00	\$0.00	\$0.00	\$0.00	\$0.00	\$0.00	\$0.00	\$157,215.00	\$558,630.89
260000	Combustibles, lubricantes y aditivos	\$2,114,802.01	\$204,943.07	\$227,819.66	\$405,568.16	\$249,472.54	\$0.00	\$0.00	\$0.00	\$0.00	\$0.00	\$0.00	\$0.00	\$0.00	\$1,087,803.43	\$1,026,998.58
261000	Combustibles, lubricantes y aditivos	\$2,114,802.01	\$204,943.07	\$227,819.66	\$405,568.16	\$249,472.54	\$0.00	\$0.00	\$0.00	\$0.00	\$0.00	\$0.00	\$0.00	\$0.00	\$1,087,803.43	\$1,026,998.58
261001	Combustibles y Lubricantes vehículos y	\$2,114,802.01	\$204,943.07	\$227,819.66	\$405,568.16	\$249,472.54	\$0.00	\$0.00	\$0.00	\$0.00	\$0.00	\$0.00	\$0.00	\$0.00	\$1,087,803.43	\$1,026,998.58
270000	Vestuario, blancos, prendas de	\$400,223.50	\$450.00	\$42,254.25	\$50,111.17	\$78,914.83	\$0.00	\$0.00	\$0.00	\$0.00	\$0.00	\$0.00	\$0.00	\$0.00	\$171,730.25	\$234,493.25
271000	Vestuario y uniformes	\$190,055.02	\$0.00	\$3,778.45	\$1,800.00	\$78,320.00	\$0.00	\$0.00	\$0.00	\$0.00	\$0.00	\$0.00	\$0.00	\$0.00	\$83,898.45	\$106,156.57
271001	Vestuario, Uniformes	\$190,055.02	\$0.00	\$3,778.45	\$1,800.00	\$78,320.00	\$0.00	\$0.00	\$0.00	\$0.00	\$0.00	\$0.00	\$0.00	\$0.00	\$83,898.45	\$106,156.57
272000	Prendas de seguridad y protección	\$216,168.48	\$450.00	\$38,475.80	\$48,311.17	\$594.83	\$0.00	\$0.00	\$0.00	\$0.00	\$0.00	\$0.00	\$0.00	\$0.00	\$87,831.80	\$128,336.68
272001	Prendas de Protección	\$216,168.48	\$450.00	\$38,475.80	\$48,311.17	\$594.83	\$0.00	\$0.00	\$0.00	\$0.00	\$0.00	\$0.00	\$0.00	\$0.00	\$87,831.80	\$128,336.68
290000	Herramientas, refacciones y accesorios	\$1,381,582.32	\$135,833.75	\$102,447.06	\$222,392.04	\$67,107.80	\$0.00	\$0.00	\$0.00	\$0.00	\$0.00	\$0.00	\$0.00	\$0.00	\$527,580.65	\$854,001.67
291000	Herramientas menores	\$323,504.18	\$28,170.98	\$32,524.47	\$27,052.29	\$9,956.63	\$0.00	\$0.00	\$0.00	\$0.00	\$0.00	\$0.00	\$0.00	\$0.00	\$97,704.37	\$225,799.81
291001	Herramientas Menores	\$323,504.18	\$28,170.98	\$32,524.47	\$27,052.29	\$9,956.63	\$0.00	\$0.00	\$0.00	\$0.00	\$0.00	\$0.00	\$0.00	\$0.00	\$97,704.37	\$225,799.81
292000	Refacciones y accesorios menores de	\$85,593.67	\$596.38	\$863.79	\$22,776.72	\$0.00	\$0.00	\$0.00	\$0.00	\$0.00	\$0.00	\$0.00	\$0.00	\$0.00	\$24,236.89	\$61,356.78
292001	Refacciones y accesorios menores de	\$85,593.67	\$596.38	\$863.79	\$22,776.72	\$0.00	\$0.00	\$0.00	\$0.00	\$0.00	\$0.00	\$0.00	\$0.00	\$0.00	\$24,236.89	\$61,356.78

Comisión de Agua y Alcantarillado del Municipio de Tulancingo de Bravo, Hidalgo

ESTADO DE HIDALGO


Análisis Mensual de Egresos Pagados por Fuente de Financiamiento al 30/abr./2022



Usr: mika
rptAnaliticoPresu

(Cuentas con Movimientos)

(Cifras en pesos y centavos)



Fecha y hora de Impresión

04:20 p.m.

Objeto del Gasto		Presupuesto Vigente	Ene	Feb	Mar	Abr	May	Jun	Jul	Ago	Sep	Oct	Nov	Dic	Total	Diferencia (Vigente - Total)
294000	Refacciones y accesorios menores de	\$64,750.10	\$1,261.33	\$2,972.03	\$2,785.99	\$0.00	\$0.00	\$0.00	\$0.00	\$0.00	\$0.00	\$0.00	\$0.00	\$0.00	\$7,441.77	\$57,308.33
294001	Refacciones y accesorios menores de	\$64,750.10	\$1,261.33	\$2,972.03	\$2,785.99	\$0.00	\$0.00	\$0.00	\$0.00	\$0.00	\$0.00	\$0.00	\$0.00	\$0.00	\$7,441.77	\$57,308.33
296000	Refacciones y accesorios menores de	\$605,428.62	\$26,492.60	\$54,860.36	\$114,262.92	\$49,640.14	\$0.00	\$0.00	\$0.00	\$0.00	\$0.00	\$0.00	\$0.00	\$0.00	\$245,256.02	\$360,172.60
296001	Refacciones	\$605,428.62	\$26,492.60	\$54,860.36	\$114,262.92	\$49,640.14	\$0.00	\$0.00	\$0.00	\$0.00	\$0.00	\$0.00	\$0.00	\$0.00	\$245,256.02	\$360,172.60
298000	Refacciones y accesorios menores de	\$155,464.75	\$32,261.46	\$10,005.18	\$24,709.12	\$7,088.61	\$0.00	\$0.00	\$0.00	\$0.00	\$0.00	\$0.00	\$0.00	\$0.00	\$74,064.37	\$81,399.38

298001	Refacciones y accesorios menores de	\$155,454.76	\$32,261.46	\$10,005.16	\$24,709.12	\$7,088.61	\$0.00	\$0.00	\$0.00	\$0.00	\$0.00	\$0.00	\$0.00	\$0.00	\$0.00	\$74,064.37	\$81,390.38
299000	Refacciones y accesorios menores otros	\$146,851.00	\$46,851.00	\$1,221.23	\$30,805.00	\$0.00	\$0.00	\$0.00	\$0.00	\$0.00	\$0.00	\$0.00	\$0.00	\$0.00	\$0.00	\$78,877.23	\$67,973.77
299001	Refacciones y accesorios menores de	\$146,851.00	\$46,851.00	\$1,221.23	\$30,805.00	\$0.00	\$0.00	\$0.00	\$0.00	\$0.00	\$0.00	\$0.00	\$0.00	\$0.00	\$0.00	\$78,877.23	\$67,973.77
300000	SERVICIOS GENERALES	\$39,492,323.29	\$5,954,946.02	\$3,745,703.81	\$4,527,244.26	\$4,270,229.91	\$0.00	\$0.00	\$0.00	\$0.00	\$0.00	\$0.00	\$0.00	\$0.00	\$0.00	\$18,468,124.00	\$21,024,199.29
310000	Servicios básicos	\$20,226,485.87	\$2,737,044.50	\$2,472,330.83	\$2,443,978.36	\$2,816,103.42	\$0.00	\$0.00	\$0.00	\$0.00	\$0.00	\$0.00	\$0.00	\$0.00	\$0.00	\$10,469,456.91	\$9,757,028.96
311000	Energía eléctrica	\$20,054,321.39	\$2,726,190.98	\$2,466,084.16	\$2,428,535.48	\$2,805,728.45	\$0.00	\$0.00	\$0.00	\$0.00	\$0.00	\$0.00	\$0.00	\$0.00	\$0.00	\$10,426,539.07	\$9,627,782.32
311001	Servicio de Energía Eléctrica	\$20,054,321.39	\$2,726,190.98	\$2,466,084.16	\$2,428,535.48	\$2,805,728.45	\$0.00	\$0.00	\$0.00	\$0.00	\$0.00	\$0.00	\$0.00	\$0.00	\$0.00	\$10,426,539.07	\$9,627,782.32
312000	Gas	\$50,804.28	\$3,402.79	\$0.00	\$8,684.66	\$4,509.49	\$0.00	\$0.00	\$0.00	\$0.00	\$0.00	\$0.00	\$0.00	\$0.00	\$0.00	\$16,576.94	\$34,227.34
312001	Gas	\$50,804.28	\$3,402.79	\$0.00	\$8,684.66	\$4,509.49	\$0.00	\$0.00	\$0.00	\$0.00	\$0.00	\$0.00	\$0.00	\$0.00	\$0.00	\$16,576.94	\$34,227.34
314000	Telefonía tradicional	\$53,060.20	\$2,322.42	\$2,667.25	\$3,223.00	\$2,322.40	\$0.00	\$0.00	\$0.00	\$0.00	\$0.00	\$0.00	\$0.00	\$0.00	\$0.00	\$10,535.07	\$42,525.13
314001	Servicio Telefónico Tradicional	\$53,060.20	\$2,322.42	\$2,667.25	\$3,223.00	\$2,322.40	\$0.00	\$0.00	\$0.00	\$0.00	\$0.00	\$0.00	\$0.00	\$0.00	\$0.00	\$10,535.07	\$42,525.13
315000	Telefonía celular	\$11,800.00	\$129.31	\$129.31	\$129.31	\$344.82	\$0.00	\$0.00	\$0.00	\$0.00	\$0.00	\$0.00	\$0.00	\$0.00	\$0.00	\$732.75	\$11,067.25
315001	Servicio de Telefonía Celular	\$11,800.00	\$129.31	\$129.31	\$129.31	\$344.82	\$0.00	\$0.00	\$0.00	\$0.00	\$0.00	\$0.00	\$0.00	\$0.00	\$0.00	\$732.75	\$11,067.25
317000	Servicios de acceso de Internet, redes y	\$36,000.00	\$4,999.00	\$3,198.26	\$3,198.26	\$3,198.26	\$0.00	\$0.00	\$0.00	\$0.00	\$0.00	\$0.00	\$0.00	\$0.00	\$0.00	\$14,593.78	\$21,406.22
317001	Servicios de Conducción de Señales	\$36,000.00	\$4,999.00	\$3,198.26	\$3,198.26	\$3,198.26	\$0.00	\$0.00	\$0.00	\$0.00	\$0.00	\$0.00	\$0.00	\$0.00	\$0.00	\$14,593.78	\$21,406.22
318000	Servicios postales y telegráficos	\$20,350.00	\$0.00	\$251.65	\$227.65	\$0.00	\$0.00	\$0.00	\$0.00	\$0.00	\$0.00	\$0.00	\$0.00	\$0.00	\$0.00	\$479.30	\$19,870.70
318001	Servicio Postal	\$20,350.00	\$0.00	\$251.65	\$227.65	\$0.00	\$0.00	\$0.00	\$0.00	\$0.00	\$0.00	\$0.00	\$0.00	\$0.00	\$0.00	\$479.30	\$19,870.70
319000	Servicios Integrales y otros servicios	\$150.00	\$0.00	\$0.00	\$0.00	\$0.00	\$0.00	\$0.00	\$0.00	\$0.00	\$0.00	\$0.00	\$0.00	\$0.00	\$0.00	\$0.00	\$150.00
319001	Servicios Integrales y otros servicios	\$150.00	\$0.00	\$0.00	\$0.00	\$0.00	\$0.00	\$0.00	\$0.00	\$0.00	\$0.00	\$0.00	\$0.00	\$0.00	\$0.00	\$0.00	\$150.00
320000	Servicios de arrendamiento	\$3,264,396.26	\$208,305.17	\$338,633.58	\$494,340.92	\$447,776.88	\$0.00	\$0.00	\$0.00	\$0.00	\$0.00	\$0.00	\$0.00	\$0.00	\$0.00	\$1,469,056.35	\$1,775,339.91
323000	Arrendamiento de mobiliario y equipo de	\$6,500.00	\$500.00	\$505.45	\$505.45	\$505.45	\$0.00	\$0.00	\$0.00	\$0.00	\$0.00	\$0.00	\$0.00	\$0.00	\$0.00	\$2,016.35	\$4,483.65
323001	Arrendamiento de Equipo y Bienes	\$6,500.00	\$500.00	\$505.45	\$505.45	\$505.45	\$0.00	\$0.00	\$0.00	\$0.00	\$0.00	\$0.00	\$0.00	\$0.00	\$0.00	\$2,016.35	\$4,483.65
325000	Arrendamiento de equipo de transporte	\$2,070,000.00	\$54,655.17	\$301,317.24	\$355,655.17	\$326,310.34	\$0.00	\$0.00	\$0.00	\$0.00	\$0.00	\$0.00	\$0.00	\$0.00	\$0.00	\$1,037,937.92	\$1,032,062.08
325001	Servicios de arrendamiento de vehículos y	\$2,070,000.00	\$54,655.17	\$301,317.24	\$355,655.17	\$326,310.34	\$0.00	\$0.00	\$0.00	\$0.00	\$0.00	\$0.00	\$0.00	\$0.00	\$0.00	\$1,037,937.92	\$1,032,062.08
326000	Arrendamiento de maquinaria, otros	\$1,111,136.26	\$152,150.00	\$30,700.00	\$135,448.72	\$119,950.00	\$0.00	\$0.00	\$0.00	\$0.00	\$0.00	\$0.00	\$0.00	\$0.00	\$0.00	\$438,248.72	\$672,887.54
326001	Arrendamiento de Maquinaria y Equipo	\$1,111,136.26	\$152,150.00	\$30,700.00	\$135,448.72	\$119,950.00	\$0.00	\$0.00	\$0.00	\$0.00	\$0.00	\$0.00	\$0.00	\$0.00	\$0.00	\$438,248.72	\$672,887.54
327000	Arrendamiento de activos intangibles	\$29,160.00	\$1,000.00	\$6,110.89	\$2,731.58	\$1,010.89	\$0.00	\$0.00	\$0.00	\$0.00	\$0.00	\$0.00	\$0.00	\$0.00	\$0.00	\$10,853.36	\$18,306.64
327001	Arrendamiento de activos intangibles	\$29,160.00	\$1,000.00	\$6,110.89	\$2,731.58	\$1,010.89	\$0.00	\$0.00	\$0.00	\$0.00	\$0.00	\$0.00	\$0.00	\$0.00	\$0.00	\$10,853.36	\$18,306.64
329000	Otros arrendamientos	\$47,600.00	\$0.00	\$0.00	\$0.00	\$0.00	\$0.00	\$0.00	\$0.00	\$0.00	\$0.00	\$0.00	\$0.00	\$0.00	\$0.00	\$0.00	\$47,600.00
329001	Otros arrendamientos	\$47,600.00	\$0.00	\$0.00	\$0.00	\$0.00	\$0.00	\$0.00	\$0.00	\$0.00	\$0.00	\$0.00	\$0.00	\$0.00	\$0.00	\$0.00	\$47,600.00
330000	Servicios profesionales, científicos,	\$3,289,820.03	\$436,357.49	\$366,467.37	\$541,030.88	\$308,898.78	\$0.00	\$0.00	\$0.00	\$0.00	\$0.00	\$0.00	\$0.00	\$0.00	\$0.00	\$1,860,454.52	\$1,619,365.51
331000	Servicios legales, de contabilidad,	\$733,517.33	\$0.00	\$217,422.78	\$315,520.06	\$0.00	\$0.00	\$0.00	\$0.00	\$0.00	\$0.00	\$0.00	\$0.00	\$0.00	\$0.00	\$532,942.84	\$200,574.49
331001	Servicios legales	\$83,517.33	\$0.00	\$0.00	\$0.00	\$0.00	\$0.00	\$0.00	\$0.00	\$0.00	\$0.00	\$0.00	\$0.00	\$0.00	\$0.00	\$0.00	\$83,517.33
331002	Servicios de contabilidad, auditoría y	\$650,000.00	\$0.00	\$217,422.78	\$315,520.06	\$0.00	\$0.00	\$0.00	\$0.00	\$0.00	\$0.00	\$0.00	\$0.00	\$0.00	\$0.00	\$532,942.84	\$117,057.16
334000	Servicios de capacitación	\$89,830.50	\$0.00	\$0.00	\$0.00	\$0.00	\$0.00	\$0.00	\$0.00	\$0.00	\$0.00	\$0.00	\$0.00	\$0.00	\$0.00	\$0.00	\$89,830.50

Comisión de Agua y Alcantarillado del Municipio de Tulancingo de Bravo, Hidalgo
ESTADO DE HIDALGO

Análisis Mensual de Egresos Pagados por Fuente de Financiamiento al 30/abr./2022




Usu: mika
rptAnalisisPresu

(Cuentas con Movimientos)

(Cifras en pesos y centavos)

Fecha y hora de Impresión: 11/jul./2022 04:20 p. m.

Objeto del Gasto	Presupuesto Vigente	Ene	Feb	Mar	Abr	May	Jun	Jul	Ago	Sep	Oct	Nov	Dic	Total	Diferencia (Vigente - Total)
334001 Capacitación	\$89,830.50	\$0.00	\$0.00	\$0.00	\$0.00	\$0.00	\$0.00	\$0.00	\$0.00	\$0.00	\$0.00	\$0.00	\$0.00	\$0.00	\$89,830.50
336000 Servicios de apoyo administrativo,	\$237,892.00	\$53,464.49	\$22,154.36	\$15,386.29	\$13,706.36	\$0.00	\$0.00	\$0.00	\$0.00	\$0.00	\$0.00	\$0.00	\$0.00	\$104,711.50	\$133,180.50
336001 Servicios de apoyo administrativo,	\$237,892.00	\$53,464.49	\$22,154.36	\$15,386.29	\$13,706.36	\$0.00	\$0.00	\$0.00	\$0.00	\$0.00	\$0.00	\$0.00	\$0.00	\$104,711.50	\$133,180.50
338000 Servicios de vigilancia	\$1,200.00	\$0.00	\$0.00	\$0.00	\$0.00	\$0.00	\$0.00	\$0.00	\$0.00	\$0.00	\$0.00	\$0.00	\$0.00	\$0.00	\$1,200.00
338001 Servicios de Vigilancia	\$1,200.00	\$0.00	\$0.00	\$0.00	\$0.00	\$0.00	\$0.00	\$0.00	\$0.00	\$0.00	\$0.00	\$0.00	\$0.00	\$0.00	\$1,200.00
339000 Servicios profesionales, científicos y	\$2,207,380.20	\$382,893.00	\$126,890.23	\$210,124.53	\$292,892.42	\$23,350.00	\$0.00	\$0.00	\$0.00	\$0.00	\$0.00	\$0.00	\$0.00	\$1,012,800.18	\$1,194,580.02
339001 Estudios e Investigaciones	\$592,500.00	\$62,640.00	\$2,000.00	\$14,053.53	\$23,350.00	\$0.00	\$0.00	\$0.00	\$0.00	\$0.00	\$0.00	\$0.00	\$0.00	\$102,043.53	\$490,456.47
339003 Prestación de Servicios Profesionales	\$1,614,880.20	\$320,253.00	\$124,890.23	\$196,071.00	\$269,542.42	\$0.00	\$0.00	\$0.00	\$0.00	\$0.00	\$0.00	\$0.00	\$0.00	\$910,756.65	\$704,123.55
340000 Servicios financieros, bancarios y	\$850,767.55	\$65,550.25	\$28,321.28	\$42,471.48	\$29,595.51	\$0.00	\$0.00	\$0.00	\$0.00	\$0.00	\$0.00	\$0.00	\$0.00	\$163,938.52	\$686,829.03
341000 Servicios financieros y bancarios	\$160,002.20	\$65,550.25	\$25,021.28	\$15,123.21	\$11,947.24	\$0.00	\$0.00	\$0.00	\$0.00	\$0.00	\$0.00	\$0.00	\$0.00	\$117,641.59	\$42,360.61
341001 Intereses, Descuentos, y otros Servicios	\$160,002.20	\$65,550.25	\$25,021.28	\$15,123.21	\$11,947.24	\$0.00	\$0.00	\$0.00	\$0.00	\$0.00	\$0.00	\$0.00	\$0.00	\$117,641.59	\$42,360.61
345000 Seguro de bienes patrimoniales	\$538,760.35	\$0.00	\$0.00	\$0.00	\$0.00	\$0.00	\$0.00	\$0.00	\$0.00	\$0.00	\$0.00	\$0.00	\$0.00	\$0.00	\$538,760.35
345001 Seguros	\$538,760.35	\$0.00	\$0.00	\$0.00	\$0.00	\$0.00	\$0.00	\$0.00	\$0.00	\$0.00	\$0.00	\$0.00	\$0.00	\$0.00	\$538,760.35



[Handwritten signature]

347000	Fletes y maniobras	\$152,005.00	\$0.00	\$1,300.00	\$27,348.27	\$17,648.27	\$0.00	\$0.00	\$0.00	\$0.00	\$0.00	\$0.00	\$0.00	\$0.00	\$46,296.54	\$105,708.46
347001	Fletes y Maniobras	\$152,005.00	\$0.00	\$1,300.00	\$27,348.27	\$17,648.27	\$0.00	\$0.00	\$0.00	\$0.00	\$0.00	\$0.00	\$0.00	\$0.00	\$46,296.54	\$105,708.46
360000	Servicios de instalación, reparación,	\$4,576,634.95	\$929,137.16	\$207,819.00	\$740,219.55	\$553,332.48	\$0.00	\$0.00	\$0.00	\$0.00	\$0.00	\$0.00	\$0.00	\$0.00	\$2,520,508.10	\$2,056,126.76
351000	Conservación y mantenimiento menor de	\$42,000.00	\$0.00	\$0.00	\$0.00	\$0.00	\$0.00	\$0.00	\$0.00	\$0.00	\$0.00	\$0.00	\$0.00	\$0.00	\$0.00	\$42,000.00
351001	Conservación y mantenimiento menor de	\$42,000.00	\$0.00	\$0.00	\$0.00	\$0.00	\$0.00	\$0.00	\$0.00	\$0.00	\$0.00	\$0.00	\$0.00	\$0.00	\$0.00	\$42,000.00
352000	Instalación, reparación y mantenimiento	\$7,500.00	\$0.00	\$0.00	\$0.00	\$0.00	\$0.00	\$0.00	\$0.00	\$0.00	\$0.00	\$0.00	\$0.00	\$0.00	\$0.00	\$7,500.00
352001	Mantenimiento de Mobiliario y Equipo de	\$6,000.00	\$0.00	\$0.00	\$0.00	\$0.00	\$0.00	\$0.00	\$0.00	\$0.00	\$0.00	\$0.00	\$0.00	\$0.00	\$0.00	\$6,000.00
352002	Mantenimiento de Equipo y Aparatos de	\$1,500.00	\$0.00	\$0.00	\$0.00	\$0.00	\$0.00	\$0.00	\$0.00	\$0.00	\$0.00	\$0.00	\$0.00	\$0.00	\$0.00	\$1,500.00
353000	Instalación, reparación y mantenimiento	\$32,750.40	\$0.00	\$0.00	\$0.00	\$0.00	\$0.00	\$0.00	\$0.00	\$0.00	\$0.00	\$0.00	\$0.00	\$0.00	\$0.00	\$32,750.40
353001	Mantenimiento de bienes informáticos	\$32,750.40	\$0.00	\$0.00	\$0.00	\$0.00	\$0.00	\$0.00	\$0.00	\$0.00	\$0.00	\$0.00	\$0.00	\$0.00	\$0.00	\$32,750.40
355000	Reparación y mantenimiento de equipo de	\$1,234,988.13	\$726,535.17	\$26,257.30	\$24,643.46	\$30,611.73	\$0.00	\$0.00	\$0.00	\$0.00	\$0.00	\$0.00	\$0.00	\$0.00	\$808,047.66	\$426,940.47
355001	Mantenimiento de Vehículos	\$1,234,988.13	\$726,535.17	\$26,257.30	\$24,643.46	\$30,611.73	\$0.00	\$0.00	\$0.00	\$0.00	\$0.00	\$0.00	\$0.00	\$0.00	\$808,047.66	\$426,940.47
357000	Instalación, reparación y mantenimiento	\$2,837,296.42	\$161,801.99	\$259,061.70	\$703,576.09	\$507,186.27	\$0.00	\$0.00	\$0.00	\$0.00	\$0.00	\$0.00	\$0.00	\$0.00	\$1,631,626.05	\$1,205,670.37
357001	Mantenimiento de Maquinaria y Equipo	\$79,500.00	\$24,162.07	\$250.00	\$5,700.00	\$1,300.00	\$0.00	\$0.00	\$0.00	\$0.00	\$0.00	\$0.00	\$0.00	\$0.00	\$31,412.07	\$48,087.93
357002	Mantenimiento e Instalación de Equipos y	\$2,130,996.42	\$137,639.92	\$242,291.00	\$697,876.09	\$505,886.27	\$0.00	\$0.00	\$0.00	\$0.00	\$0.00	\$0.00	\$0.00	\$0.00	\$1,583,693.28	\$547,303.14
357004	Mantenimiento, instalación, reparación y	\$615,000.00	\$0.00	\$16,520.70	\$0.00	\$0.00	\$0.00	\$0.00	\$0.00	\$0.00	\$0.00	\$0.00	\$0.00	\$0.00	\$16,520.70	\$598,479.30
357005	Mantenimiento de equipo de topografía	\$11,800.00	\$0.00	\$0.00	\$0.00	\$0.00	\$0.00	\$0.00	\$0.00	\$0.00	\$0.00	\$0.00	\$0.00	\$0.00	\$0.00	\$11,800.00
358000	Servicios de limpieza y manejo de	\$400,600.00	\$40,800.00	\$12,500.00	\$12,000.00	\$15,534.48	\$0.00	\$0.00	\$0.00	\$0.00	\$0.00	\$0.00	\$0.00	\$0.00	\$80,834.48	\$319,765.52
358001	Servicio de limpieza y manejo de	\$235,600.00	\$0.00	\$12,500.00	\$12,000.00	\$12,000.00	\$0.00	\$0.00	\$0.00	\$0.00	\$0.00	\$0.00	\$0.00	\$0.00	\$48,500.00	\$187,100.00
358002	Sanitización, limpieza y desinfección	\$165,000.00	\$28,800.00	\$0.00	\$0.00	\$3,534.48	\$0.00	\$0.00	\$0.00	\$0.00	\$0.00	\$0.00	\$0.00	\$0.00	\$32,334.48	\$132,665.52
359000	Servicios de jardinería y fumigación	\$21,500.00	\$0.00	\$0.00	\$0.00	\$0.00	\$0.00	\$0.00	\$0.00	\$0.00	\$0.00	\$0.00	\$0.00	\$0.00	\$0.00	\$21,500.00
359001	Servicios de jardinería y fumigación	\$21,500.00	\$0.00	\$0.00	\$0.00	\$0.00	\$0.00	\$0.00	\$0.00	\$0.00	\$0.00	\$0.00	\$0.00	\$0.00	\$0.00	\$21,500.00
360000	Servicios de comunicación social y	\$1,620,000.00	\$151,310.35	\$107,206.90	\$126,206.90	\$111,206.90	\$0.00	\$0.00	\$0.00	\$0.00	\$0.00	\$0.00	\$0.00	\$0.00	\$495,931.05	\$1,124,068.95
361000	Difusión por radio, televisión y otros	\$1,566,400.00	\$151,310.35	\$107,206.90	\$126,206.90	\$111,206.90	\$0.00	\$0.00	\$0.00	\$0.00	\$0.00	\$0.00	\$0.00	\$0.00	\$495,931.05	\$1,070,468.95
361001	Difusión de programas y actividades	\$1,565,400.00	\$151,310.35	\$107,206.90	\$126,206.90	\$111,206.90	\$0.00	\$0.00	\$0.00	\$0.00	\$0.00	\$0.00	\$0.00	\$0.00	\$495,931.05	\$1,069,468.95
361002	Impresiones y Publicaciones Oficiales	\$1,000.00	\$0.00	\$0.00	\$0.00	\$0.00	\$0.00	\$0.00	\$0.00	\$0.00	\$0.00	\$0.00	\$0.00	\$0.00	\$0.00	\$1,000.00
362000	Difusión por radio, televisión y otros	\$53,600.00	\$0.00	\$0.00	\$0.00	\$0.00	\$0.00	\$0.00	\$0.00	\$0.00	\$0.00	\$0.00	\$0.00	\$0.00	\$0.00	\$53,600.00

Comisión de Agua y Alcantarillado del Municipio de Tulancingo de Bravo, Hidalgo
ESTADO DE HIDALGO

Análisis Mensual de Egresos Pagados por Fuente de Financiamiento al 30/abr./2022



Usu: mika
rptAnalíticoPresu

(Cuentas con Movimientos)

Fecha y

(Cifras en pesos y centavos)

04:20 p. m.

Objeto del Gasto	Presupuesto Vigente	Ene	Feb	Mar	Abr	May	Jun	Jul	Ago	Sep	Oct	Nov	Dic	Total	Diferencia (Vigente - Total)
362001	Difusión por radio, televisión y otros	\$53,600.00	\$0.00	\$0.00	\$0.00	\$0.00	\$0.00	\$0.00	\$0.00	\$0.00	\$0.00	\$0.00	\$0.00	\$0.00	\$53,600.00
370000	Servicios de traslado y viáticos	\$101,607.46	\$1,456.33	\$1,717.36	\$4,276.75	\$312.92	\$0.00	\$0.00	\$0.00	\$0.00	\$0.00	\$0.00	\$0.00	\$7,763.36	\$93,934.09
374000	Autotransporte	\$5,259.53	\$0.00	\$0.00	\$0.00	\$0.00	\$0.00	\$0.00	\$0.00	\$0.00	\$0.00	\$0.00	\$0.00	\$0.00	\$5,259.53
374001	Autotransporte	\$5,259.53	\$0.00	\$0.00	\$0.00	\$0.00	\$0.00	\$0.00	\$0.00	\$0.00	\$0.00	\$0.00	\$0.00	\$0.00	\$5,259.53
375000	Viáticos en el país	\$79,833.12	\$1,456.33	\$1,717.36	\$4,276.75	\$312.92	\$0.00	\$0.00	\$0.00	\$0.00	\$0.00	\$0.00	\$0.00	\$7,763.36	\$72,069.76
375001	Viáticos en el país	\$79,833.12	\$1,456.33	\$1,717.36	\$4,276.75	\$312.92	\$0.00	\$0.00	\$0.00	\$0.00	\$0.00	\$0.00	\$0.00	\$7,763.36	\$72,069.76
379000	Otros servicios de traslado y hospedaje	\$18,604.80	\$0.00	\$0.00	\$0.00	\$0.00	\$0.00	\$0.00	\$0.00	\$0.00	\$0.00	\$0.00	\$0.00	\$0.00	\$18,604.80
379001	Otros servicios de traslado y hospedaje	\$18,604.80	\$0.00	\$0.00	\$0.00	\$0.00	\$0.00	\$0.00	\$0.00	\$0.00	\$0.00	\$0.00	\$0.00	\$0.00	\$18,604.80
380000	Servicios oficiales	\$116,600.00	\$0.00	\$0.00	\$4,884.22	\$3,163.29	\$0.00	\$0.00	\$0.00	\$0.00	\$0.00	\$0.00	\$0.00	\$8,047.51	\$108,552.49
382000	Gastos de orden social y cultural	\$116,600.00	\$0.00	\$0.00	\$4,884.22	\$3,163.29	\$0.00	\$0.00	\$0.00	\$0.00	\$0.00	\$0.00	\$0.00	\$8,047.51	\$108,552.49
382001	Gastos de orden social	\$66,000.00	\$0.00	\$0.00	\$4,884.22	\$3,163.29	\$0.00	\$0.00	\$0.00	\$0.00	\$0.00	\$0.00	\$0.00	\$4,884.22	\$61,115.78
382002	Eventos Culturales	\$50,600.00	\$0.00	\$0.00	\$0.00	\$0.00	\$0.00	\$0.00	\$0.00	\$0.00	\$0.00	\$0.00	\$0.00	\$3,163.29	\$47,436.71
390000	Otros servicios generales	\$5,485,921.18	\$1,425,784.77	\$105,207.69	\$129,835.20	\$2,139.93	\$0.00	\$0.00	\$0.00	\$0.00	\$0.00	\$0.00	\$0.00	\$1,602,967.59	\$3,802,953.59
391000	Servicios funerarios y de cementerios	\$69,000.00	\$0.00	\$9,280.00	\$0.00	\$0.00	\$0.00	\$0.00	\$0.00	\$0.00	\$0.00	\$0.00	\$0.00	\$9,280.00	\$59,720.00
391001	Servicios funerarios y de cementerios	\$69,000.00	\$0.00	\$9,280.00	\$0.00	\$0.00	\$0.00	\$0.00	\$0.00	\$0.00	\$0.00	\$0.00	\$0.00	\$9,280.00	\$59,720.00
392000	Impuestos y derechos	\$4,334,521.18	\$796,149.00	\$95,927.69	\$9,532.80	\$2,139.93	\$0.00	\$0.00	\$0.00	\$0.00	\$0.00	\$0.00	\$0.00	\$905,749.42	\$3,428,771.76
392005	Pago de otros impuestos	\$52,300.00	\$1,884.00	\$2,334.69	\$9,532.80	\$2,139.93	\$0.00	\$0.00	\$0.00	\$0.00	\$0.00	\$0.00	\$0.00	\$15,771.42	\$36,528.58
392006	Pago de derechos	\$4,282,221.18	\$796,265.00	\$93,693.00	\$0.00	\$0.00	\$0.00	\$0.00	\$0.00	\$0.00	\$0.00	\$0.00	\$0.00	\$889,978.00	\$3,392,243.18
394000	Sentencias y resoluciones por autoridad	\$1,062,400.00	\$627,635.77	\$0.00	\$120,302.40	\$0.00	\$0.00	\$0.00	\$0.00	\$0.00	\$0.00	\$0.00	\$0.00	\$747,938.17	\$314,461.83
394001	Gastos Derivados de una Resolución	\$1,062,400.00	\$627,635.77	\$0.00	\$120,302.40	\$0.00	\$0.00	\$0.00	\$0.00	\$0.00	\$0.00	\$0.00	\$0.00	\$747,938.17	\$314,461.83
400000	TRANSFERENCIAS	\$768,264.00	\$64,022.00	\$59,026.00	\$97,781.00	\$59,026.00	\$0.00	\$0.00	\$0.00	\$0.00	\$0.00	\$0.00	\$0.00	\$279,855.00	\$488,409.00
450000	Pensiones y jubilaciones	\$768,264.00	\$64,022.00	\$59,026.00	\$97,781.00	\$59,026.00	\$0.00	\$0.00	\$0.00	\$0.00	\$0.00	\$0.00	\$0.00	\$279,855.00	\$488,409.00



[Handwritten signature]

451000	Pensiones	\$768,264.00	\$64,022.00	\$59,026.00	\$97,781.00	\$59,026.00	\$0.00	\$0.00	\$0.00	\$0.00	\$0.00	\$0.00	\$0.00	\$0.00	\$0.00	\$279,855.00	\$488,409.00
451001	Pensiones	\$768,264.00	\$64,022.00	\$59,026.00	\$97,781.00	\$59,026.00	\$0.00	\$0.00	\$0.00	\$0.00	\$0.00	\$0.00	\$0.00	\$0.00	\$0.00	\$279,855.00	\$488,409.00
500000	BIENES MUEBLES, INMUEBLES E	\$2,659,188.42	\$44,039.27	\$757,353.00	\$310,586.92	\$39,471.08	\$0.00	\$0.00	\$0.00	\$0.00	\$0.00	\$0.00	\$0.00	\$0.00	\$0.00	\$1,151,450.27	\$1,507,738.15
610000	Mobiliario y equipo de administración	\$318,488.97	\$15,968.96	\$35,335.69	\$20,187.37	\$18,961.08	\$0.00	\$0.00	\$0.00	\$0.00	\$0.00	\$0.00	\$0.00	\$0.00	\$0.00	\$90,453.10	\$228,015.87
511000	Muebles de oficina y estantería	\$72,568.97	\$4,868.97	\$35,335.69	\$0.00	\$0.00	\$0.00	\$0.00	\$0.00	\$0.00	\$0.00	\$0.00	\$0.00	\$0.00	\$0.00	\$40,204.66	\$32,364.31
511001	Muebles de oficina y estantería	\$72,568.97	\$4,868.97	\$35,335.69	\$0.00	\$0.00	\$0.00	\$0.00	\$0.00	\$0.00	\$0.00	\$0.00	\$0.00	\$0.00	\$0.00	\$40,204.66	\$32,364.31
515000	Equipo de cómputo y de tecnología de la	\$245,900.00	\$11,099.99	\$0.00	\$20,187.37	\$18,961.08	\$0.00	\$0.00	\$0.00	\$0.00	\$0.00	\$0.00	\$0.00	\$0.00	\$0.00	\$50,248.44	\$195,651.56
515001	Bienes informáticos	\$245,900.00	\$11,099.99	\$0.00	\$20,187.37	\$18,961.08	\$0.00	\$0.00	\$0.00	\$0.00	\$0.00	\$0.00	\$0.00	\$0.00	\$0.00	\$50,248.44	\$195,651.56
520000	Mobiliario y equipo educacional y	\$28,580.00	\$2,580.00	\$0.00	\$7,675.00	\$0.00	\$0.00	\$0.00	\$0.00	\$0.00	\$0.00	\$0.00	\$0.00	\$0.00	\$0.00	\$10,255.00	\$18,325.00
521000	Equipos y aparatos audiovisuales	\$8,580.00	\$0.00	\$0.00	\$0.00	\$0.00	\$0.00	\$0.00	\$0.00	\$0.00	\$0.00	\$0.00	\$0.00	\$0.00	\$0.00	\$0.00	\$8,580.00
521001	Equipos y aparatos audiovisuales	\$8,580.00	\$0.00	\$0.00	\$0.00	\$0.00	\$0.00	\$0.00	\$0.00	\$0.00	\$0.00	\$0.00	\$0.00	\$0.00	\$0.00	\$0.00	\$8,580.00
523000	Cámaras fotográficas y de video	\$20,000.00	\$2,580.00	\$0.00	\$7,675.00	\$0.00	\$0.00	\$0.00	\$0.00	\$0.00	\$0.00	\$0.00	\$0.00	\$0.00	\$0.00	\$10,255.00	\$9,745.00
523001	Cámaras fotográficas y de video	\$20,000.00	\$2,580.00	\$0.00	\$7,675.00	\$0.00	\$0.00	\$0.00	\$0.00	\$0.00	\$0.00	\$0.00	\$0.00	\$0.00	\$0.00	\$10,255.00	\$9,745.00
540000	Vehículos y equipo de transporte	\$135,800.00	\$0.00	\$17,240.52	\$47,640.07	\$0.00	\$0.00	\$0.00	\$0.00	\$0.00	\$0.00	\$0.00	\$0.00	\$0.00	\$0.00	\$64,880.59	\$70,919.41
541000	Vehículos y equipo terrestre	\$100,000.00	\$0.00	\$0.00	\$47,640.07	\$0.00	\$0.00	\$0.00	\$0.00	\$0.00	\$0.00	\$0.00	\$0.00	\$0.00	\$0.00	\$47,640.07	\$52,359.93
541001	Vehículos y Equipo Terrestre	\$100,000.00	\$0.00	\$0.00	\$47,640.07	\$0.00	\$0.00	\$0.00	\$0.00	\$0.00	\$0.00	\$0.00	\$0.00	\$0.00	\$0.00	\$47,640.07	\$52,359.93
549000	Otros equipos de transporte	\$35,800.00	\$0.00	\$17,240.52	\$0.00	\$0.00	\$0.00	\$0.00	\$0.00	\$0.00	\$0.00	\$0.00	\$0.00	\$0.00	\$0.00	\$17,240.52	\$18,559.48
549001	Otros equipos de transporte	\$35,800.00	\$0.00	\$17,240.52	\$0.00	\$0.00	\$0.00	\$0.00	\$0.00	\$0.00	\$0.00	\$0.00	\$0.00	\$0.00	\$0.00	\$17,240.52	\$18,559.48

Comisión de Agua y Alcantarillado del Municipio de Tulancingo de Bravo, Hidalgo
ESTADO DE HIDALGO
Análisis Mensual de Egresos Pagados por Fuente de Financiamiento al 30/abr./2022



Usr: mika
 rptAnalíticoPresu


(Cuentas con Movimientos)

Fecha y 11/jul/2022

(Cifras en pesos y centavos)

04:20 p. m.

Objeto del Gasto	Presupuesto Vigente	Ene	Feb	Mar	Abr	May	Jun	Jul	Ago	Sep	Oct	Nov	Dic	Total	Diferencia (Vigente - Total)
560000 Maquinaria, otros equipos y	\$2,080,889.45	\$25,490.31	\$704,778.79	\$235,084.48	\$20,510.00	\$0.00	\$0.00	\$0.00	\$0.00	\$0.00	\$0.00	\$0.00	\$0.00	\$985,861.58	\$1,074,827.87
563000 Maquinaria y equipo de construcción	\$84,310.35	\$0.00	\$0.00	\$84,310.34	\$0.00	\$0.00	\$0.00	\$0.00	\$0.00	\$0.00	\$0.00	\$0.00	\$0.00	\$84,310.34	\$0.01
563001 Equipo de Construcción	\$84,310.35	\$0.00	\$0.00	\$84,310.34	\$0.00	\$0.00	\$0.00	\$0.00	\$0.00	\$0.00	\$0.00	\$0.00	\$0.00	\$84,310.34	\$0.01
564000 Sistemas de aire acondicionado,	\$30,500.00	\$0.00	\$0.00	\$0.00	\$0.00	\$0.00	\$0.00	\$0.00	\$0.00	\$0.00	\$0.00	\$0.00	\$0.00	\$0.00	\$30,500.00
564001, Sistemas de aire acondicionado,	\$30,500.00	\$0.00	\$0.00	\$0.00	\$0.00	\$0.00	\$0.00	\$0.00	\$0.00	\$0.00	\$0.00	\$0.00	\$0.00	\$0.00	\$30,500.00
566000 Equipos de generación eléctrica, aparatos	\$1,600,000.00	\$0.00	\$587,613.00	\$106,808.62	\$6,760.00	\$0.00	\$0.00	\$0.00	\$0.00	\$0.00	\$0.00	\$0.00	\$0.00	\$701,181.62	\$898,818.38
566001 Equipos de generación eléctrica, aparatos	\$1,600,000.00	\$0.00	\$587,613.00	\$106,808.62	\$6,760.00	\$0.00	\$0.00	\$0.00	\$0.00	\$0.00	\$0.00	\$0.00	\$0.00	\$701,181.62	\$898,818.38
567000 Herramientas y máquinas-herramienta	\$165,000.00	\$1,154.31	\$60,620.69	\$43,985.52	\$0.00	\$0.00	\$0.00	\$0.00	\$0.00	\$0.00	\$0.00	\$0.00	\$0.00	\$105,740.52	\$49,259.48
567001 Herramientas y Máquinas-Herramientas	\$165,000.00	\$1,154.31	\$60,620.69	\$43,985.52	\$0.00	\$0.00	\$0.00	\$0.00	\$0.00	\$0.00	\$0.00	\$0.00	\$0.00	\$105,740.52	\$49,259.48
569000 Otros equipos	\$190,879.10	\$24,336.00	\$56,543.10	\$0.00	\$13,750.00	\$0.00	\$0.00	\$0.00	\$0.00	\$0.00	\$0.00	\$0.00	\$0.00	\$94,629.10	\$96,250.00
569001 Otros equipos	\$190,879.10	\$24,336.00	\$56,543.10	\$0.00	\$13,750.00	\$0.00	\$0.00	\$0.00	\$0.00	\$0.00	\$0.00	\$0.00	\$0.00	\$94,629.10	\$96,250.00
590000 Activos intangibles	\$115,650.00	\$0.00	\$0.00	\$0.00	\$0.00	\$0.00	\$0.00	\$0.00	\$0.00	\$0.00	\$0.00	\$0.00	\$0.00	\$0.00	\$115,650.00
599000 Otros activos intangibles	\$115,650.00	\$0.00	\$0.00	\$0.00	\$0.00	\$0.00	\$0.00	\$0.00	\$0.00	\$0.00	\$0.00	\$0.00	\$0.00	\$0.00	\$115,650.00
900000 DEUDA PUBLICA	\$122,010.41	\$0.00	\$0.00	\$0.00	\$0.00	\$0.00	\$0.00	\$0.00	\$0.00	\$0.00	\$0.00	\$0.00	\$0.00	\$0.00	\$122,010.41
990000 Aduados de ejercicios fiscales	\$122,010.41	\$0.00	\$0.00	\$0.00	\$0.00	\$0.00	\$0.00	\$0.00	\$0.00	\$0.00	\$0.00	\$0.00	\$0.00	\$0.00	\$122,010.41
991000 ADEFAS	\$122,010.41	\$0.00	\$0.00	\$0.00	\$0.00	\$0.00	\$0.00	\$0.00	\$0.00	\$0.00	\$0.00	\$0.00	\$0.00	\$0.00	\$122,010.41
991001 Aduados de ejercicios fiscales anteriores	\$122,010.41	\$0.00	\$0.00	\$0.00	\$0.00	\$0.00	\$0.00	\$0.00	\$0.00	\$0.00	\$0.00	\$0.00	\$0.00	\$0.00	\$122,010.41
INGRESOS PROPIOS	\$77,315,269.67	\$10,811,996.43	\$7,153,246.64	\$7,911,580.62	\$7,307,902.76	\$0.00	\$0.00	\$0.00	\$0.00	\$0.00	\$0.00	\$0.00	\$0.00	\$33,184,726.45	\$44,130,534.22
271 DEVOLUCION DE IVA															
200000 MATERIALES Y SUMINISTROS	\$85,000.00	\$0.00	\$0.00	\$4,740.72	\$0.00	\$0.00	\$0.00	\$0.00	\$0.00	\$0.00	\$0.00	\$0.00	\$0.00	\$4,740.72	\$80,259.28
240000 Materiales y artículos de construcción y	\$90,000.00	\$0.00	\$0.00	\$4,740.72	\$0.00	\$0.00	\$0.00	\$0.00	\$0.00	\$0.00	\$0.00	\$0.00	\$0.00	\$4,740.72	\$85,259.28
249000 Otros materiales y artículos de	\$90,000.00	\$0.00	\$0.00	\$4,740.72	\$0.00	\$0.00	\$0.00	\$0.00	\$0.00	\$0.00	\$0.00	\$0.00	\$0.00	\$4,740.72	\$85,259.28
249001 Otros materiales y artículos de	\$90,000.00	\$0.00	\$0.00	\$4,740.72	\$0.00	\$0.00	\$0.00	\$0.00	\$0.00	\$0.00	\$0.00	\$0.00	\$0.00	\$4,740.72	\$85,259.28
290000 Herramientas, refacciones y accesorios	\$5,000.00	\$0.00	\$0.00	\$0.00	\$0.00	\$0.00	\$0.00	\$0.00	\$0.00	\$0.00	\$0.00	\$0.00	\$0.00	\$0.00	\$5,000.00
291000 Herramientas menores	\$5,000.00	\$0.00	\$0.00	\$0.00	\$0.00	\$0.00	\$0.00	\$0.00	\$0.00	\$0.00	\$0.00	\$0.00	\$0.00	\$0.00	\$5,000.00
291001 Herramientas Menores	\$5,000.00	\$0.00	\$0.00	\$0.00	\$0.00	\$0.00	\$0.00	\$0.00	\$0.00	\$0.00	\$0.00	\$0.00	\$0.00	\$0.00	\$5,000.00
300000 SERVICIOS GENERALES	\$1,569,811.00	\$254,450.00	\$0.00	\$10,250.00	\$1,215,361.00	\$0.00	\$0.00	\$0.00	\$0.00	\$0.00	\$0.00	\$0.00	\$0.00	\$1,490,061.00	\$89,750.00
350000 Servicios de instalación, reparación,	\$100,000.00	\$0.00	\$0.00	\$10,250.00	\$0.00	\$0.00	\$0.00	\$0.00	\$0.00	\$0.00	\$0.00	\$0.00	\$0.00	\$10,250.00	\$89,750.00



[Handwritten signature]

357000	Instalación, reparación y mantenimiento	\$100,000.00	\$0.00	\$0.00	\$10,250.00	\$0.00	\$0.00	\$0.00	\$0.00	\$0.00	\$0.00	\$0.00	\$0.00	\$0.00	\$10,250.00	\$89,750.00
357002	Mantenimiento e Instalación de Equipos y	\$100,000.00	\$0.00	\$0.00	\$10,250.00	\$0.00	\$0.00	\$0.00	\$0.00	\$0.00	\$0.00	\$0.00	\$0.00	\$0.00	\$10,250.00	\$89,750.00
390000	Otros servicios generales	\$1,469,811.00	\$254,450.00	\$0.00	\$0.00	\$1,215,361.00	\$0.00	\$0.00	\$0.00	\$0.00	\$0.00	\$0.00	\$0.00	\$0.00	\$1,469,811.00	\$0.00
392000	Impuestos y derechos	\$1,469,811.00	\$254,450.00	\$0.00	\$0.00	\$1,215,361.00	\$0.00	\$0.00	\$0.00	\$0.00	\$0.00	\$0.00	\$0.00	\$0.00	\$1,469,811.00	\$0.00
392006	Pago de derechos	\$1,469,811.00	\$254,450.00	\$0.00	\$0.00	\$1,215,361.00	\$0.00	\$0.00	\$0.00	\$0.00	\$0.00	\$0.00	\$0.00	\$0.00	\$1,469,811.00	\$0.00
DEVOLUCION DE IVA		\$1,664,811.00	\$254,450.00	\$0.00	\$14,980.72	\$1,215,361.00	\$0.00	\$0.00	\$0.00	\$0.00	\$0.00	\$0.00	\$0.00	\$0.00	\$1,484,801.72	\$180,609.28

Comisión de Agua y Alcantarillado del Municipio de Tulancingo de Bravo, Hidalgo
ESTADO DE HIDALGO

Análítico Mensual de Egresos Pagados por Fuente de Financiamiento al 30/abr./2022



Usu: mika
 rptAnalíticoPresu

(Cuentas con Movimientos)

Fecha y

04:20 p. m.

(Cifras en pesos y centavos)

Objeto del Gasto	Presupuesto Vigente	Ene	Feb	Mar	Abr	May	Jun	Jul	Ago	Sep	Oct	Nov	Dic	Total	Diferencia (Vigente - Total)
Total Final	\$78,980,070.67	\$11,066,445.43	\$7,363,249.64	\$7,926,571.34	\$8,523,263.76	\$0.00	\$0.00	\$0.00	\$0.00	\$0.00	\$0.00	\$0.00	\$0.00	\$34,869,627.17	\$44,310,543.60

"Bajo protesta de decir verdad declaramos que las cifras contenidas en este estado financiero son veraces y contienen toda la información referente a la situación y/o los resultados de la Comisión de Agua y Alcantarillado del Municipio de Tulancingo de Bravo, afirmando ser legalmente responsables de la autenticidad y veracidad de las mismas, y asimismo asumimos la responsabilidad derivada de cualquier declaración en falso sobre las mismas"

LUIS ENRIQUE HIDALGO HERNANDEZ
 DIRECTOR GENERAL

TRA CLAUDIA LETICIA ALTAMIRA MENDOZ
 DIRECTORA DEL DESPACHO DE LOS ASUNTOS
 DE LA DIRECCIÓN DE ADMINISTRACIÓN Y
 FINANZAS

LIC. JUAN CARLOS LARA ARROYO
 COMISARIO

