


Comisión de Agua y Alcantarillado del Municipio de Tulancingo de Bravo, Hidalgo
ESTADO DE HIDALGO

Estado analítico de Ingresos por Rubro/Tipo/Clase/Concepto del 01/ene./2021 Al 30/sep./2021


Rubros de los Ingresos		Ingreso Estimado	Ampliaciones / (Reducciones)	Ingreso Modificado	Ingresos Devengados	Ingresos Recaudados	Avance de Recaudación (Recaudación /	Ingresos Excedentes
1	INGRESOS CORRIENTES							
4.00	DERECHOS	\$58,178,059.33	\$0.00	\$58,178,059.33	\$61,754,513.61	\$61,754,513.61	108.14	\$3,576,454.28
	43 DERECHOS POR PRESTACIÓN DE SERVICIOS	\$57,206,434.41	\$0.00	\$57,206,434.41	\$59,783,631.57	\$59,783,631.57	104.50	\$2,577,197.16
	43-01 TASA 0%	\$33,664,204.18	\$0.00	\$33,664,204.18	\$41,965,056.90	\$41,965,056.90	124.65	\$8,300,852.72
	43-01-001 SERVICIO DE AGUA POTABLE SIN IVA	\$32,362,530.00	\$0.00	\$32,362,530.00	\$41,965,056.90	\$41,965,056.90	129.67	\$9,602,526.90
	43-01-026 SERVICIOS DE AGUA POTABLE SIN IVA AÑOS ANTERIORES	\$1,301,674.18	\$0.00	\$1,301,674.18	\$0.00	\$0.00	0.00	-\$1,301,674.18
	43-02 TASA 16%	\$23,542,230.23	\$0.00	\$23,542,230.23	\$17,818,574.67	\$17,818,574.67	75.68	-\$5,723,655.56
	43-02-001 SERVICIO DE AGUA POTABLE CON IVA	\$8,000,000.00	\$0.00	\$8,000,000.00	\$6,394,557.23	\$6,394,557.23	79.93	-\$1,605,442.77
	43-02-002 SERVICIOS DE ALCANTARILLADO	\$6,196,894.39	\$0.00	\$6,196,894.39	\$5,121,951.57	\$5,121,951.57	82.65	-\$1,074,942.82
	43-02-003 SERVICIOS DE SANEAMIENTO	\$1,924,381.90	\$0.00	\$1,924,381.90	\$1,805,720.74	\$1,805,720.74	93.83	-\$118,661.16
	43-02-004 CONTRATACION DE TOMA DE AGUA	\$2,000,000.00	\$0.00	\$2,000,000.00	\$777,524.40	\$777,524.40	38.87	-\$1,222,475.60
	43-02-005 CONTRATACION Y SERVICIO DE ALCANTARILLADO SANITARIO	\$329,269.50	\$0.00	\$329,269.50	\$440,049.54	\$440,049.54	133.64	\$110,780.04
	43-02-006 CORTES Y RECONEXIONES	\$700,000.00	\$0.00	\$700,000.00	\$41,221.20	\$41,221.20	5.88	-\$658,778.80
	43-02-007 DESCARGAS DE AGUAS RESIDUALES	\$227,551.42	\$0.00	\$227,551.42	\$194,913.55	\$194,913.55	85.65	-\$32,637.87
	43-02-008 SERVICIOS ADMINISTRATIVOS	\$504,000.00	\$0.00	\$504,000.00	\$478,190.69	\$478,190.69	94.87	-\$25,809.31
	43-02-009 SERVICIOS DE DESAZOLVE	\$375,999.00	\$0.00	\$375,999.00	\$340,831.69	\$340,831.69	90.64	-\$35,167.31
	43-02-010 SERVICIOS TECNICOS OPERATIVOS	\$420,000.00	\$0.00	\$420,000.00	\$599,350.69	\$599,350.69	142.70	\$179,350.69
	43-02-011 ESTUDIO DE FACTIBILIDAD POR FRACCIONADOR DE AGUA POTABLE	\$630,000.00	\$0.00	\$630,000.00	\$2,668.22	\$2,668.22	0.42	-\$627,331.78
	43-02-012 DERECHO DE SERVICIO	\$1,152,532.50	\$0.00	\$1,152,532.50	\$1,611,939.99	\$1,611,939.99	139.86	\$459,407.49
	43-02-013 PRESUPUESTO	\$2,100.00	\$0.00	\$2,100.00	\$8,620.68	\$8,620.68	410.50	\$6,520.68
	43-02-014 ANALISIS DE LABORATORIO Y MUESTREO	\$1,604.72	\$0.00	\$1,604.72	\$0.00	\$0.00	0.00	-\$1,604.72
	43-02-015 INFRAESTRUCTURA IDRAULICA Y SANITARIA	\$52,500.00	\$0.00	\$52,500.00	\$1,034.48	\$1,034.48	1.97	-\$51,465.52
	43-02-017 SERVICIO DE VIDEOINSPECCION DE ALCANTARILLADO	\$6,842.58	\$0.00	\$6,842.58	\$0.00	\$0.00	0.00	-\$6,842.58
	43-02-025 REGISTRO Y RESELLO DE DESCARGAS	\$6,221.25	\$0.00	\$6,221.25	\$0.00	\$0.00	0.00	-\$6,221.25
	43-02-026 DESCARGAS AL ALCANTARILLADO	\$6,221.25	\$0.00	\$6,221.25	\$0.00	\$0.00	0.00	-\$6,221.25



[Handwritten signature]

[Handwritten signature]

	43-02-028 SERVICIOS DE AGUA POTABLE CON IVA AÑOS ANTERIORES	\$654,789.00	\$0.00	\$654,789.00	\$0.00	\$0.00	0.00	'	-\$654,789.00
	43-02-029 ALCANTARILLADO AÑOS ANTERIORES	\$263,492.04	\$0.00	\$263,492.04	\$0.00	\$0.00	0.00	'	-\$263,492.04
	43-02-030 SANEAMIENTO AÑOS ANTERIORES	\$87,830.68	\$0.00	\$87,830.68	\$0.00	\$0.00	0.00	'	-\$87,830.68
	44 OTROS DERECHOS	\$5,250.00	\$0.00	\$5,250.00	\$109,382.87	\$109,382.87	2,083.48	'	\$104,132.87
	44-01 TASA 0%	\$5,250.00	\$0.00	\$5,250.00	\$56,604.86	\$56,604.86	1,078.18	'	\$51,354.86
	44-01-001 OTROS INGRESOS	\$5,250.00	\$0.00	\$5,250.00	\$56,604.86	\$56,604.86	1,078.18	'	\$51,354.86
	44-02 TASA 16%	\$0.00	\$0.00	\$0.00	\$52,778.01	\$52,778.01	0.00	'	\$52,778.01
	44-02-001 OTROS INGRESOS	\$0.00	\$0.00	\$0.00	\$52,778.01	\$52,778.01	0.00	'	\$52,778.01
	45 ACCESORIOS DE DERECHOS	\$966,374.92	\$0.00	\$966,374.92	\$0.00	\$0.00	0.00	'	-\$966,374.92
	45-01 RECARGOS Y REGULARIZACIÓN	\$966,374.92	\$0.00	\$966,374.92	\$0.00	\$0.00	0.00	'	-\$966,374.92
	45-01-001 RECARGOS Y REGULARIZACIÓN	\$966,374.92	\$0.00	\$966,374.92	\$0.00	\$0.00	0.00	'	-\$966,374.92
	49 DERECHOS NO COMPRENDIDOS EN LA LEY DE INGRESOS VIGENTE, CAUSADOS EN EJERCICIOS FISCALES ANTERIORES PENDIENTES DE LIQUIDACIÓN O	\$0.00	\$0.00	\$0.00	\$1,861,499.17	\$1,861,499.17	0.00	'	\$1,861,499.17
	49-01 RECARGOS Y REGULARIZACIONES 0%	\$0.00	\$0.00	\$0.00	\$1,861,499.17	\$1,861,499.17	0.00	'	\$1,861,499.17
	49-01-001 RECARGOS Y REGULARIZACIONES	\$0.00	\$0.00	\$0.00	\$1,861,499.17	\$1,861,499.17	0.00	'	\$1,861,499.17
5.00	PRODUCTOS	\$1,423,943.14	\$0.00	\$1,423,943.14	\$1,212,230.46	\$1,212,230.46	85.13	'	-\$211,712.68
	51 PRODUCTOS	\$1,423,943.14	\$0.00	\$1,423,943.14	\$1,212,230.46	\$1,212,230.46	85.13	'	-\$211,712.68
	51-02 MEDIDOR E INSTALACION DE MEDIDORES AL 16%	\$1,423,943.14	\$0.00	\$1,423,943.14	\$1,212,230.46	\$1,212,230.46	85.13	'	-\$211,712.68
	51-02-001 MEDIDOR E INSTALACION DE MEDIDORES 16%	\$1,423,943.14	\$0.00	\$1,423,943.14	\$1,212,230.46	\$1,212,230.46	85.13	'	-\$211,712.68
6.00	APROVECHAMIENTOS	\$2,909,747.53	\$0.00	\$2,909,747.53	\$2,395,824.01	\$2,395,824.01	82.33	'	-\$513,923.52
	61 APROVECHAMIENTOS	\$2,909,747.53	\$0.00	\$2,909,747.53	\$2,395,824.01	\$2,395,824.01	82.33	'	-\$513,923.52
	61-09 OTROS APROVECHAMIENTOS	\$2,909,747.53	\$0.00	\$2,909,747.53	\$2,395,824.01	\$2,395,824.01	82.33	'	-\$513,923.52
	61-09-01 TASA DE 0%	\$367,500.00	\$0.00	\$367,500.00	\$571,847.37	\$571,847.37	155.60	'	\$204,347.37
	61-09-01-004 MULTAS E INFRACCIONES	\$367,500.00	\$0.00	\$367,500.00	\$571,847.37	\$571,847.37	155.60	'	\$204,347.37
	61-09-02 TASA DE 16%	\$2,542,247.53	\$0.00	\$2,542,247.53	\$1,823,976.64	\$1,823,976.64	71.74	'	-\$718,270.89
	61-09-02-001 SERVICIOS DE AGUA EN PIPAS	\$1,467,318.06	\$0.00	\$1,467,318.06	\$1,737,872.73	\$1,737,872.73	118.43	'	\$270,554.67
	61-09-02-003 RENOVACION DE REGISTRO DE	\$52,982.48	\$0.00	\$52,982.48	\$38,592.59	\$38,592.59	72.84	'	-\$14,389.89
	61-09-02-006 SERVICIO DE AGUA TRATADA EN PLANTA	\$71,946.99	\$0.00	\$71,946.99	\$47,511.32	\$47,511.32	66.03	'	-\$24,435.67
	61-09-02-008 REGISTRO DE SERVICIO DE PIPA	\$950,000.00	\$0.00	\$950,000.00	\$0.00	\$0.00	0.00	'	-\$950,000.00
	INGRESOS CORRIENTES	\$82,511,750.00	\$0.00	\$82,511,750.00	\$65,362,568.08	\$65,362,568.08	104.56	'	\$2,850,818.08
2	INGRESOS DE CAPITAL								
7.00	INGRESOS POR VENTA DE BIENES Y PRESTACIÓN DE SERVICIOS	\$0.00	\$0.00	\$0.00	\$6,313,619.64	\$6,313,619.64	0.00	'	\$6,313,619.64
	79 OTROS INGRESOS Y BENEFICIOS	\$0.00	\$0.00	\$0.00	\$6,313,619.64	\$6,313,619.64	0.00	'	\$6,313,619.64




79-01 INTERESES GANADOS DE TÍTULOS, VALORES Y DEMÁS INSTRUMENTOS FINANCIEROS	\$0.00	\$0.00	\$0.00	\$127,600.95	\$127,600.95	0.00	\$127,600.95
79-01-03 INTERESES GANADOS DE VALORES, CREDITOS, BONOS Y OTROS 2021	\$0.00	\$0.00	\$0.00	\$127,600.95	\$127,600.95	0.00	\$127,600.95
79-01-03-01 REPO	\$0.00	\$0.00	\$0.00	\$119,032.23	\$119,032.23	0.00	\$119,032.23
79-01-03-02 PRODDER	\$0.00	\$0.00	\$0.00	\$1,708.69	\$1,708.69	0.00	\$1,708.69
79-01-03-05 DEVOLUCION DE IVA	\$0.00	\$0.00	\$0.00	\$4,293.59	\$4,293.59	0.00	\$4,293.59
79-01-03-08 ISR	\$0.00	\$0.00	\$0.00	\$2,566.44	\$2,566.44	0.00	\$2,566.44
79-02 OTROS INGRESOS Y BENEFICIOS VARIOS	\$0.00	\$0.00	\$0.00	\$6,186,018.69	\$6,186,018.69	0.00	\$6,186,018.69
79-02-01 OTROS INGRESOS Y BENEFICIOS VARIOS	\$0.00	\$0.00	\$0.00	\$6,186,018.69	\$6,186,018.69	0.00	\$6,186,018.69
79-02-01-001 REMANENTE EJERCICIOS ANTERIORES	\$0.00	\$0.00	\$0.00	\$6,186,018.69	\$6,186,018.69	0.00	\$6,186,018.69
8.00 PARTICIPACIONES, APORTACIONES, CONVENIOS, INCENTIVOS DERIVADOS DE LA COLABORACIÓN FISCAL Y FONDOS DISTINTOS DE APORTACIONES	\$0.00	\$0.00	\$0.00	\$1,675,483.00	\$1,675,483.00	0.00	\$1,675,483.00
81 PARTICIPACIONES	\$0.00	\$0.00	\$0.00	\$1,675,483.00	\$1,675,483.00	0.00	\$1,675,483.00
81-01 ISR PARTICIPABLE	\$0.00	\$0.00	\$0.00	\$1,675,483.00	\$1,675,483.00	0.00	\$1,675,483.00
81-01-001 ISR PARTICIPABLE	\$0.00	\$0.00	\$0.00	\$1,675,483.00	\$1,675,483.00	0.00	\$1,675,483.00
9.00 TRANSFERENCIAS, ASIGNACIONES, SUBSIDIOS Y SUBVENCIONES, Y PENSIONES Y JUBILACIONES	\$0.00	\$0.00	\$0.00	\$3,065,245.00	\$3,065,245.00	0.00	\$3,065,245.00
93 SUBSIDIOS Y SUBVENCIONES	\$0.00	\$0.00	\$0.00	\$3,065,245.00	\$3,065,245.00	0.00	\$3,065,245.00
93-03 DEVOLUCION DE IVA	\$0.00	\$0.00	\$0.00	\$2,302,623.00	\$2,302,623.00	0.00	\$2,302,623.00
93-04 TRASFERENCIAS PRESIDENCIA MUNICIPAL (SUBSIDIOS 2021)	\$0.00	\$0.00	\$0.00	\$762,622.00	\$762,622.00	0.00	\$762,622.00
INGRESOS DE CAPITAL	\$0.00	\$0.00	\$0.00	\$11,054,347.64	\$11,054,347.64	0.00	\$11,054,347.64
TOTAL	\$62,511,750.00	\$0.00	\$62,511,750.00	\$76,416,915.72	\$76,416,915.72	122.24	\$13,905,165.72

Tributarios

IMPUESTOS SOBRE LOS INGRESOS	\$0.00	\$0.00	\$0.00	\$0.00	\$0.00	0.00	\$0.00
IMPUESTOS SOBRE EL PATRIMONIO	\$0.00	\$0.00	\$0.00	\$0.00	\$0.00	0.00	\$0.00
IMPUESTOS SOBRE LA PRODUCCIÓN, EL CONSUMO Y LAS TRANSACCIONES	\$0.00	\$0.00	\$0.00	\$0.00	\$0.00	0.00	\$0.00
IMPUESTOS AL COMERCIO EXTERIOR	\$0.00	\$0.00	\$0.00	\$0.00	\$0.00	0.00	\$0.00
IMPUESTOS SOBRE NÓMINAS Y ASIMILABLES	\$0.00	\$0.00	\$0.00	\$0.00	\$0.00	0.00	\$0.00
IMPUESTOS ECOLÓGICOS	\$0.00	\$0.00	\$0.00	\$0.00	\$0.00	0.00	\$0.00
ACCESORIOS DE IMPUESTOS	\$0.00	\$0.00	\$0.00	\$0.00	\$0.00	0.00	\$0.00
OTROS IMPUESTOS	\$0.00	\$0.00	\$0.00	\$0.00	\$0.00	0.00	\$0.00
IMPUESTOS NO COMPRENDIDOS EN LA LEY DE INGRESOS VIGENTE, CAUSADOS EN EJERCICIOS FISCALES ANTERIORES PENDIENTES DE LIQUIDACIÓN O PAGO	\$0.00	\$0.00	\$0.00	\$0.00	\$0.00	0.00	\$0.00
Subtotal Tributarios	\$0.00	\$0.00	\$0.00	\$0.00	\$0.00	0.00	\$0.00

No Tributarios



[Handwritten signature]

[Handwritten signature]

I	DERECHOS	\$58,178,059.33	\$0.00	\$58,178,059.33	\$61,754,513.61	\$61,754,513.61	106.14	\$3,576,454.28
II	PRODUCTOS	\$1,423,943.14	\$0.00	\$1,423,943.14	\$1,212,230.46	\$1,212,230.46	85.13	-\$211,712.68
II	APROVECHAMIENTOS	\$2,909,747.53	\$0.00	\$2,909,747.53	\$2,395,824.01	\$2,395,824.01	82.33	-\$513,923.52
II	APROVECHAMIENTOS	\$0.00	\$0.00	\$0.00	\$0.00	\$0.00	0.00	\$0.00
IV	CONTRIBUCIONES DE MEJORAS	\$0.00	\$0.00	\$0.00	\$0.00	\$0.00	0.00	\$0.00
	Subtotal No Tributarios	\$62,511,750.00	\$0.00	\$62,511,750.00	\$65,362,568.08	\$65,362,568.08	104.56	\$2,850,818.08

Otros

0.00	DEUDA PÚBLICA A LARGO PLAZO	\$0.00	\$0.00	\$0.00	\$0.00	\$0.00	0.00	0.00
2.00	CUOTAS Y APORTACIONES DE SEGURIDAD SOCIAL	\$0.00	\$0.00	\$0.00	\$0.00	\$0.00	0.00	0.00
7.00	INGRESOS POR VENTA DE BIENES Y PRESTACIÓN DE SERVICIOS	\$0.00	\$0.00	\$0.00	\$6,313,619.64	\$6,313,619.64	0.00	6,313,619.64
8.00	PARTICIPACIONES, APORTACIONES, CONVENIOS, INCENTIVOS DERIVADOS DE LA COLABORACIÓN FISCAL Y FONDOS DISTINTOS DE APORTACIONES	\$0.00	\$0.00	\$0.00	\$1,675,483.00	\$1,675,483.00	0.00	1,675,483.00
9.00	TRANSFERENCIAS, ASIGNACIONES, SUBSIDIOS Y SUBVENCIONES, Y PENSIONES Y JUBILACIONES	\$0.00	\$0.00	\$0.00	\$3,065,245.00	\$3,065,245.00	0.00	3,065,245.00
	Subtotal Otros	\$0.00	\$0.00	\$0.00	\$11,054,347.64	\$11,054,347.64	0.00	11,054,347.64

Total		\$62,511,750.00	\$0.00	\$62,511,750.00	\$76,416,915.72	\$76,416,915.72	122.24	13,905,165.72
--------------	--	-----------------	--------	-----------------	-----------------	-----------------	--------	---------------

"Bajo protesta de decir verdad declaramos que las cifras contenidas en este estado financiero son veraces y contienen toda la información referente a la situación y/o los resultados de la Comisión de Agua y Alcantarillado del Municipio de Tulancingo de Bravo, afirmando ser legalmente responsables de la autenticidad y veracidad de las mismas, y asimismo asumimos la responsabilidad derivada de cualquier declaración en falso sobre las mismas"

LUIS ENRIQUE HIBALGO HERNANDEZ
DIRECTOR GENERAL

MTRA CLAUDIA LETICIA ALTAMIRA HENDOZA
DIRECTORA DEL DESPACHO DE LOS ASUNTOS DE LA DIRECCIÓN



LIC. JUAN CARLOS LARA ARROYO




Comisión de Agua v Alcantarillado del Municipio de Tulancingo de Bravo, Hidalgo
ESTADO DE HIDALGO

Estado analítico de Ingresos por Rubro/Tipo/Clase/Concepto del 01/ene./2021 Al 31/ago./2021

Rubros de los Ingresos	Ingreso Estimado	Ampliaciones / (Reducciones)	Ingreso Modificado	Ingresos Devengados	Ingresos Recaudados	Avance de Recaudación (Recaudación /	Ingresos Excedentes
1 INGRESOS CORRIENTES							
4.00 DERECHOS	\$58,178,059.33	\$0.00	\$58,178,059.33	\$57,894,990.54	\$57,894,990.54	99.51	-\$283,068.79
43 DERECHOS POR PRESTACIÓN DE SERVICIOS	\$57,206,434.41	\$0.00	\$57,206,434.41	\$56,160,385.58	\$56,160,385.58	98.17	-\$1,046,048.83
43-01 TASA 0%	\$33,664,204.18	\$0.00	\$33,664,204.18	\$39,807,019.50	\$39,807,019.50	118.24	\$6,142,815.32
43-01-001 SERVICIO DE AGUA POTABLE SIN IVA	\$32,362,530.00	\$0.00	\$32,362,530.00	\$39,807,019.50	\$39,807,019.50	123.00	\$7,444,489.50
43-01-026 SERVICIOS DE AGUA POTABLE SIN IVA AÑOS ANTERIORES	\$1,301,674.18	\$0.00	\$1,301,674.18	\$0.00	\$0.00	0.00	-\$1,301,674.18
43-02 TASA 16%	\$23,542,230.23	\$0.00	\$23,542,230.23	\$16,353,366.08	\$16,353,366.08	69.46	-\$7,188,864.15
43-02-001 SERVICIO DE AGUA POTABLE CON IVA	\$8,000,000.00	\$0.00	\$8,000,000.00	\$5,894,901.78	\$5,894,901.78	73.68	-\$2,105,098.22
43-02-002 SERVICIOS DE ALCANTARILLADO	\$6,196,894.39	\$0.00	\$6,196,894.39	\$4,831,789.26	\$4,831,789.26	77.97	-\$1,365,105.13
43-02-003 SERVICIOS DE SANEAMIENTO	\$1,924,381.90	\$0.00	\$1,924,381.90	\$1,701,124.32	\$1,701,124.32	88.39	-\$223,257.58
43-02-004 CONTRATACION DE TOMA DE AGUA	\$2,000,000.00	\$0.00	\$2,000,000.00	\$678,641.79	\$678,641.79	33.93	-\$1,321,358.21
43-02-005 CONTRATACION Y SERVICIO DE ALCANTARILLADO SANITARIO	\$329,269.50	\$0.00	\$329,269.50	\$362,490.61	\$362,490.61	110.08	\$33,221.11
43-02-006 CORTES Y RECONEXIONES	\$700,000.00	\$0.00	\$700,000.00	\$35,943.21	\$35,943.21	5.13	-\$664,056.79
43-02-007 DESCARGAS DE AGUAS RESIDUALES	\$227,551.42	\$0.00	\$227,551.42	\$172,500.44	\$172,500.44	75.80	-\$55,050.98
43-02-008 SERVICIOS ADMINISTRATIVOS	\$504,000.00	\$0.00	\$504,000.00	\$414,514.60	\$414,514.60	82.24	-\$89,485.40
43-02-009 SERVICIOS DE DESAZOLVE	\$375,999.00	\$0.00	\$375,999.00	\$292,623.71	\$292,623.71	77.82	-\$83,375.29
43-02-010 SERVICIOS TECNICOS OPERATIVOS	\$420,000.00	\$0.00	\$420,000.00	\$538,959.73	\$538,959.73	128.32	\$118,959.73
43-02-011 ESTUDIO DE FACTIBILIDAD POR FRACCIONADOR DE AGUA POTABLE	\$630,000.00	\$0.00	\$630,000.00	\$2,668.22	\$2,668.22	0.42	-\$627,331.78
43-02-012 DERECHO DE SERVICIO	\$1,152,532.50	\$0.00	\$1,152,532.50	\$1,421,863.59	\$1,421,863.59	123.36	\$269,331.09
43-02-013 PRESUPUESTO	\$2,100.00	\$0.00	\$2,100.00	\$4,310.34	\$4,310.34	205.25	\$2,210.34
43-02-014 ANALISIS DE LABORATORIO Y MUESTREO	\$1,604.72	\$0.00	\$1,604.72	\$0.00	\$0.00	0.00	-\$1,604.72
43-02-015 INFRAESTRUCTURA IDRAULICA Y SANITARIA	\$52,500.00	\$0.00	\$52,500.00	\$1,034.48	\$1,034.48	1.97	-\$51,465.52
43-02-017 SERVICIO DE VIDEOINSPECCION DE ALCANTARILLADO	\$6,842.58	\$0.00	\$6,842.58	\$0.00	\$0.00	0.00	-\$6,842.58
43-02-025 REGISTRO Y RESELLO DE DESCARGAS	\$6,221.25	\$0.00	\$6,221.25	\$0.00	\$0.00	0.00	-\$6,221.25
43-02-026 DESCARGAS AL ALCANTARILLADO	\$6,221.25	\$0.00	\$6,221.25	\$0.00	\$0.00	0.00	-\$6,221.25
43-02-028 SERVICIOS DE AGUA POTABLE CON IVA AÑOS ANTERIORES	\$654,789.00	\$0.00	\$654,789.00	\$0.00	\$0.00	0.00	-\$654,789.00
43-02-029 ALCANTARILLADO AÑOS ANTERIORES	\$263,492.04	\$0.00	\$263,492.04	\$0.00	\$0.00	0.00	-\$263,492.04



	43-02-030 SANEAMIENTO AÑOS ANTERIORES	\$87,830.68	\$0.00	\$87,830.68	\$0.00	\$0.00	0.00	'	-\$87,830.68
44	OTROS DERECHOS	\$5,250.00	\$0.00	\$5,250.00	\$109,382.87	\$109,382.87	2,083.48	'	\$104,132.87
	44-01 TASA 0%	\$5,250.00	\$0.00	\$5,250.00	\$56,604.86	\$56,604.86	1,078.18	'	\$51,354.86
	44-01-001 OTROS INGRESOS	\$5,250.00	\$0.00	\$5,250.00	\$56,604.86	\$56,604.86	1,078.18	'	\$51,354.86
	44-02 TASA 16%	\$0.00	\$0.00	\$0.00	\$52,778.01	\$52,778.01	0.00	'	\$52,778.01
	44-02-001 OTROS INGRESOS	\$0.00	\$0.00	\$0.00	\$52,778.01	\$52,778.01	0.00	'	\$52,778.01
45	ACCESORIOS DE DERECHOS	\$966,374.92	\$0.00	\$966,374.92	\$0.00	\$0.00	0.00	'	-\$966,374.92
	45-01 RECARGOS Y REGULARIZACIÓN	\$966,374.92	\$0.00	\$966,374.92	\$0.00	\$0.00	0.00	'	-\$966,374.92
	45-01-001 RECARGOS Y REGULARIZACION	\$966,374.92	\$0.00	\$966,374.92	\$0.00	\$0.00	0.00	'	-\$966,374.92
49	DERECHOS NO COMPRENDIDOS EN LA LEY DE INGRESOS VIGENTE, CAUSADOS EN EJERCICIOS FISCALES ANTERIORES PENDIENTES DE LIQUIDACIÓN O	\$0.00	\$0.00	\$0.00	\$1,625,222.09	\$1,625,222.09	0.00	'	\$1,625,222.09
	49-01 RECARGOS Y REGULARIZACIONES 0%	\$0.00	\$0.00	\$0.00	\$1,625,222.09	\$1,625,222.09	0.00	'	\$1,625,222.09
	49-01-001 RECARGOS Y REGULARIZACIONES	\$0.00	\$0.00	\$0.00	\$1,625,222.09	\$1,625,222.09	0.00	'	\$1,625,222.09
5.00	PRODUCTOS	\$1,423,943.14	\$0.00	\$1,423,943.14	\$1,082,909.08	\$1,082,909.08	76.05	'	-\$341,034.06
51	PRODUCTOS	\$1,423,943.14	\$0.00	\$1,423,943.14	\$1,082,909.08	\$1,082,909.08	76.05	'	-\$341,034.06
	51-02 MEDIDOR E INSTALACION DE MEDIDORES AL 16%	\$1,423,943.14	\$0.00	\$1,423,943.14	\$1,082,909.08	\$1,082,909.08	76.05	'	-\$341,034.06
	51-02-001 MEDIDOR E INSTALACION DE MEDIDORES 16%	\$1,423,943.14	\$0.00	\$1,423,943.14	\$1,082,909.08	\$1,082,909.08	76.05	'	-\$341,034.06
6.00	APROVECHAMIENTOS	\$2,909,747.53	\$0.00	\$2,909,747.53	\$2,232,881.41	\$2,232,881.41	76.73	'	-\$676,866.12
61	APROVECHAMIENTOS	\$2,909,747.53	\$0.00	\$2,909,747.53	\$2,232,881.41	\$2,232,881.41	76.73	'	-\$676,866.12
	61-09 OTROS APROVECHAMIENTOS	\$2,909,747.53	\$0.00	\$2,909,747.53	\$2,232,881.41	\$2,232,881.41	76.73	'	-\$676,866.12
	61-09-01 TASA DE 0%	\$367,500.00	\$0.00	\$367,500.00	\$534,141.27	\$534,141.27	145.34	'	\$166,641.27
	61-09-01-004 MULTAS E INFRACCIONES	\$367,500.00	\$0.00	\$367,500.00	\$534,141.27	\$534,141.27	145.34	'	\$166,641.27
	61-09-02 TASA DE 16%	\$2,542,247.53	\$0.00	\$2,542,247.53	\$1,698,740.14	\$1,698,740.14	66.82	'	-\$843,507.39
	61-09-02-001 SERVICIOS DE AGUA EN PIPAS	\$1,467,318.06	\$0.00	\$1,467,318.06	\$1,614,632.59	\$1,614,632.59	110.03	'	\$147,314.53
	61-09-02-003 RENOVACION DE REGISTRO DE PLANTA	\$52,982.48	\$0.00	\$52,982.48	\$36,596.23	\$36,596.23	69.07	'	-\$16,386.25
	61-09-02-006 SERVICIO DE AGUA TRATADA EN PLANTA	\$71,946.99	\$0.00	\$71,946.99	\$47,511.32	\$47,511.32	66.03	'	-\$24,435.67
	61-09-02-008 REGISTRO DE SERVICIO DE PIPA	\$950,000.00	\$0.00	\$950,000.00	\$0.00	\$0.00	0.00	'	-\$950,000.00
	INGRESOS CORRIENTES	\$62,511,750.00	\$0.00	\$62,511,750.00	\$61,210,781.03	\$61,210,781.03	97.91	'	-\$1,300,968.97
2	INGRESOS DE CAPITAL								
7.00	INGRESOS POR VENTA DE BIENES Y PRESTACIÓN DE SERVICIOS	\$0.00	\$0.00	\$0.00	\$6,308,972.67	\$6,308,972.67	0.00	'	\$6,308,972.67
	79 OTROS INGRESOS Y BENEFICIOS	\$0.00	\$0.00	\$0.00	\$6,308,972.67	\$6,308,972.67	0.00	'	\$6,308,972.67
	79-01 INTERESES GANADOS DE TÍTULOS, VALORES Y DEMÁS INSTRUMENTOS FINANCIEROS	\$0.00	\$0.00	\$0.00	\$122,953.88	\$122,953.88	0.00	'	\$122,953.88



[Handwritten signature]

[Handwritten signature]

[Handwritten signature]


79-01-03 INTERESES GANADOS DE VALORES, CREDITOS, BONOS Y OTROS 2021	\$0.00	\$0.00	\$0.00	\$122,953.88	\$122,953.88	0.00	\$122,953.88
79-01-03-01 REPO	\$0.00	\$0.00	\$0.00	\$114,936.55	\$114,936.55	0.00	\$114,936.55
79-01-03-02 PRODDER	\$0.00	\$0.00	\$0.00	\$1,708.69	\$1,708.69	0.00	\$1,708.69
79-01-03-05 DEVOLUCION DE IVA	\$0.00	\$0.00	\$0.00	\$4,193.66	\$4,193.66	0.00	\$4,193.66
79-01-03-08 ISR	\$0.00	\$0.00	\$0.00	\$2,114.98	\$2,114.98	0.00	\$2,114.98
79-02 OTROS INGRESOS Y BENEFICIOS VARIOS	\$0.00	\$0.00	\$0.00	\$6,186,018.69	\$6,186,018.69	0.00	\$6,186,018.69
79-02-01 OTROS INGRESOS Y BENEFICIOS VARIOS	\$0.00	\$0.00	\$0.00	\$6,186,018.69	\$6,186,018.69	0.00	\$6,186,018.69
79-02-01-001 REMANENTE EJERCICIOS ANTERIORES	\$0.00	\$0.00	\$0.00	\$6,186,018.69	\$6,186,018.69	0.00	\$6,186,018.69
8.00 PARTICIPACIONES, APORTACIONES, CONVENIOS, INCENTIVOS DERIVADOS DE LA COLABORACIÓN FISCAL Y FONDOS DISTINTOS DE APORTACIONES	\$0.00	\$0.00	\$0.00	\$1,514,254.00	\$1,514,254.00	0.00	\$1,514,254.00
81 PARTICIPACIONES	\$0.00	\$0.00	\$0.00	\$1,514,254.00	\$1,514,254.00	0.00	\$1,514,254.00
81-01 ISR PARTICIPABLE	\$0.00	\$0.00	\$0.00	\$1,514,254.00	\$1,514,254.00	0.00	\$1,514,254.00
81-01-001 ISR PARTICIPABLE	\$0.00	\$0.00	\$0.00	\$1,514,254.00	\$1,514,254.00	0.00	\$1,514,254.00
9.00 TRANSFERENCIAS, ASIGNACIONES, SUBSIDIOS Y SUBVENCIONES, Y PENSIONES Y JUBILACIONES	\$0.00	\$0.00	\$0.00	\$3,065,245.00	\$3,065,245.00	0.00	\$3,065,245.00
93 SUBSIDIOS Y SUBVENCIONES	\$0.00	\$0.00	\$0.00	\$3,065,245.00	\$3,065,245.00	0.00	\$3,065,245.00
93-03 DEVOLUCION DE IVA	\$0.00	\$0.00	\$0.00	\$2,302,623.00	\$2,302,623.00	0.00	\$2,302,623.00
93-04 TRASFERENCIAS PRESIDENCIA MUNICIPAL (SUBSIDIOS 2021)	\$0.00	\$0.00	\$0.00	\$762,622.00	\$762,622.00	0.00	\$762,622.00
INGRESOS DE CAPITAL	\$0.00	\$0.00	\$0.00	\$10,888,471.57	\$10,888,471.57	0.00	\$10,888,471.57
TOTAL	\$62,511,750.00	\$0.00	\$62,511,750.00	\$72,099,252.60	\$72,099,252.60	115.33	\$9,587,502.60

Tributarios

IMPUESTOS SOBRE LOS INGRESOS	\$0.00	\$0.00	\$0.00	\$0.00	\$0.00	0.00	\$0.00
IMPUESTOS SOBRE EL PATRIMONIO	\$0.00	\$0.00	\$0.00	\$0.00	\$0.00	0.00	\$0.00
IMPUESTOS SOBRE LA PRODUCCIÓN, EL CONSUMO Y LAS TRANSACCIONES	\$0.00	\$0.00	\$0.00	\$0.00	\$0.00	0.00	\$0.00
IMPUESTOS AL COMERCIO EXTERIOR	\$0.00	\$0.00	\$0.00	\$0.00	\$0.00	0.00	\$0.00
IMPUESTOS SOBRE NÓMINAS Y ASIMILABLES	\$0.00	\$0.00	\$0.00	\$0.00	\$0.00	0.00	\$0.00
IMPUESTOS ECOLÓGICOS	\$0.00	\$0.00	\$0.00	\$0.00	\$0.00	0.00	\$0.00
ACCESORIOS DE IMPUESTOS	\$0.00	\$0.00	\$0.00	\$0.00	\$0.00	0.00	\$0.00
OTROS IMPUESTOS	\$0.00	\$0.00	\$0.00	\$0.00	\$0.00	0.00	\$0.00
IMPUESTOS NO COMPRENDIDOS EN LA LEY DE INGRESOS VIGENTE, CAUSADOS EN EJERCICIOS FISCALES ANTERIORES PENDIENTES DE LIQUIDACIÓN O PAGO	\$0.00	\$0.00	\$0.00	\$0.00	\$0.00	0.00	\$0.00
Subtotal Tributarios	\$0.00	\$0.00	\$0.00	\$0.00	\$0.00	0.00	\$0.00

No Tributarios

I DERECHOS	\$58,178,059.33	\$0.00	\$58,178,059.33	\$57,894,990.54	\$57,894,990.54	99.51	-\$283,068.79
II PRODUCTOS	\$1,423,943.14	\$0.00	\$1,423,943.14	\$1,082,909.08	\$1,082,909.08	76.05	-\$341,034.06
II APROVECHAMIENTOS	\$2,909,747.53	\$0.00	\$2,909,747.53	\$2,232,881.41	\$2,232,881.41	76.73	-\$676,866.12
II APROVECHAMIENTOS	\$0.00	\$0.00	\$0.00	\$0.00	\$0.00	0.00	\$0.00




IV	CONTRIBUCIONES DE MEJORAS	\$0.00	\$0.00	\$0.00	\$0.00	\$0.00	0.00	\$0.00
	Subtotal No Tributarios	\$62,511,750.00	\$0.00	\$62,511,750.00	\$61,210,781.03	\$61,210,781.03	97.91	-\$1,300,968.97
Otros								
0.00	DEUDA PÚBLICA A LARGO PLAZO	\$0.00	\$0.00	\$0.00	\$0.00	\$0.00	0.00	0.00
2.00	CUOTAS Y APORTACIONES DE SEGURIDAD SOCIAL	\$0.00	\$0.00	\$0.00	\$0.00	\$0.00	0.00	0.00
7.00	INGRESOS POR VENTA DE BIENES Y PRESTACIÓN DE SERVICIOS	\$0.00	\$0.00	\$0.00	\$6,308,972.57	\$6,308,972.57	0.00	6,308,972.57
8.00	PARTICIPACIONES, APORTACIONES, CONVENIOS, INCENTIVOS DERIVADOS DE LA COLABORACIÓN FISCAL Y FONDOS DISTINTOS DE APORTACIONES	\$0.00	\$0.00	\$0.00	\$1,514,254.00	\$1,514,254.00	0.00	1,514,254.00
9.00	TRANSFERENCIAS, ASIGNACIONES, SUBSIDIOS Y SUBVENCIONES, Y PENSIONES Y JUBILACIONES	\$0.00	\$0.00	\$0.00	\$3,065,245.00	\$3,065,245.00	0.00	3,065,245.00
	Subtotal Otros	\$0.00	\$0.00	\$0.00	\$10,888,471.57	\$10,888,471.57	0.00	10,888,471.57
	Total	\$62,511,750.00	\$0.00	\$62,511,750.00	\$72,099,252.60	\$72,099,252.60	115.33	9,587,502.60

"Bajo protesta de decir verdad declaramos que las cifras contenidas en este estado financiero son veraces y contienen toda la información referente a la situación y/o los resultados de la Comisión de Agua y Alcantarillado del Municipio de Tulancingo de Bravo, afirmando ser legalmente responsables de la autenticidad y veracidad de las mismas, y asimismo asumimos la responsabilidad derivada de cualquier declaración en falso sobre las mismas"

 LUIS ENRIQUE HIDALGO HERNANDEZ
 DIRECTOR GENERAL

 MTRA CLAUDIA LETICIA ALTAMIRA MENDOZA
 DIRECTORA DEL DESPACHO DE LOS ASUNTOS DE LA DIRECCIÓN


 LIC. JUAN CARLOS LARA ARROYO
 COMISARIO




Comisión de Agua y Alcantarillado del Municipio de Tulancingo de Bravo, Hidalgo
ESTADO DE HIDALGO

Estado analítico de Ingresos por Rubro/Tipo/Clase/Concepto del 01/ene./2021 Al 31/jul./2021

Rubros de los Ingresos	Ingreso Estimado	Ampliaciones / (Reducciones)	Ingreso Modificado	Ingresos Devengados	Ingresos Recaudados	Avance de Recaudación (Recaudación / Estimación)	Ingresos Excedentes
1 INGRESOS CORRIENTES							
4.00 DERECHOS	\$58,178,059.33	\$0.00	\$58,178,059.33	\$52,654,588.25	\$52,654,588.25	90.50	-\$5,523,471.08
43 DERECHOS POR PRESTACIÓN DE SERVICIOS	\$57,206,434.41	\$0.00	\$57,206,434.41	\$51,232,229.85	\$51,232,229.85	89.55	-\$5,974,204.56
43-01 TASA 0%	\$33,664,204.18	\$0.00	\$33,664,204.18	\$36,670,924.38	\$36,670,924.38	108.93	\$3,006,720.20
43-01-001 SERVICIO DE AGUA POTABLE SIN IVA	\$32,362,530.00	\$0.00	\$32,362,530.00	\$36,670,924.38	\$36,670,924.38	113.31	\$4,308,394.38
43-01-026 SERVICIOS DE AGUA POTABLE SIN IVA AÑOS ANTERIORES	\$1,301,674.18	\$0.00	\$1,301,674.18	\$0.00	\$0.00	0.00	-\$1,301,674.18
43-02 TASA 16%	\$23,542,230.23	\$0.00	\$23,542,230.23	\$14,561,305.47	\$14,561,305.47	61.85	-\$8,980,924.76
43-02-001 SERVICIO DE AGUA POTABLE CON IVA	\$8,000,000.00	\$0.00	\$8,000,000.00	\$5,252,221.89	\$5,252,221.89	65.65	-\$2,747,778.11
43-02-002 SERVICIOS DE ALCANTARILLADO	\$6,196,894.39	\$0.00	\$6,196,894.39	\$4,413,446.77	\$4,413,446.77	71.22	-\$1,783,447.62
43-02-003 SERVICIOS DE SANEAMIENTO	\$1,924,381.90	\$0.00	\$1,924,381.90	\$1,551,872.10	\$1,551,872.10	80.64	-\$372,509.80
43-02-004 CONTRATACION DE TOMA DE AGUA POTABLE	\$2,000,000.00	\$0.00	\$2,000,000.00	\$550,949.48	\$550,949.48	27.54	-\$1,449,050.52
43-02-005 CONTRATACION Y SERVICIO DE ALCANTARILLADO SANITARIO	\$329,269.50	\$0.00	\$329,269.50	\$329,356.49	\$329,356.49	100.02	\$86.99
43-02-006 CORTES Y RECONEXIONES	\$700,000.00	\$0.00	\$700,000.00	\$32,723.50	\$32,723.50	4.67	-\$667,276.50
43-02-007 DESCARGAS DE AGUAS RESIDUALES	\$227,551.42	\$0.00	\$227,551.42	\$168,469.69	\$168,469.69	74.03	-\$59,081.73
43-02-008 SERVICIOS ADMINISTRATIVOS	\$504,000.00	\$0.00	\$504,000.00	\$365,503.59	\$365,503.59	72.52	-\$138,496.41
43-02-009 SERVICIOS DE DESAZOLVE	\$375,999.00	\$0.00	\$375,999.00	\$239,717.57	\$239,717.57	63.75	-\$136,281.43
43-02-010 SERVICIOS TECNICOS OPERATIVOS	\$420,000.00	\$0.00	\$420,000.00	\$470,363.66	\$470,363.66	111.99	\$50,363.66
43-02-011 ESTUDIO DE FACTIBILIDAD POR FRACCIONADOR DE AGUA POTABLE	\$630,000.00	\$0.00	\$630,000.00	\$2,668.22	\$2,668.22	0.42	-\$627,331.78
43-02-012 DERECHO DE SERVICIO	\$1,152,532.50	\$0.00	\$1,152,532.50	\$1,178,667.69	\$1,178,667.69	102.26	\$26,135.19
43-02-013 PRESUPUESTO	\$2,100.00	\$0.00	\$2,100.00	\$4,310.34	\$4,310.34	205.25	\$2,210.34
43-02-014 ANALISIS DE LABORATORIO Y MUESTREO	\$1,604.72	\$0.00	\$1,604.72	\$0.00	\$0.00	0.00	-\$1,604.72
43-02-015 INFRAESTRUCTURA IDRAULICA Y SANITARIA	\$52,500.00	\$0.00	\$52,500.00	\$1,034.48	\$1,034.48	1.97	-\$51,465.52
43-02-017 SERVICIO DE VIDEOINSPECCION DE ALCANTARILLADO	\$6,842.58	\$0.00	\$6,842.58	\$0.00	\$0.00	0.00	-\$6,842.58
43-02-025 REGISTRO Y RESELLO DE DESCARGAS	\$6,221.25	\$0.00	\$6,221.25	\$0.00	\$0.00	0.00	-\$6,221.25
43-02-026 DESCARGAS AL ALCANTARILLADO	\$6,221.25	\$0.00	\$6,221.25	\$0.00	\$0.00	0.00	-\$6,221.25
43-02-028 SERVICIOS DE AGUA POTABLE CON IVA AÑOS ANTERIORES	\$654,789.00	\$0.00	\$654,789.00	\$0.00	\$0.00	0.00	-\$654,789.00
43-02-029 ALCANTARILLADO AÑOS ANTERIORES	\$263,492.04	\$0.00	\$263,492.04	\$0.00	\$0.00	0.00	-\$263,492.04
43-02-030 SANEAMIENTO AÑOS ANTERIORES	\$87,830.68	\$0.00	\$87,830.68	\$0.00	\$0.00	0.00	-\$87,830.68
44 OTROS DERECHOS	\$5,250.00	\$0.00	\$5,250.00	\$99,557.79	\$99,557.79	1,886.33	\$94,307.79
44-01 TASA 0%	\$5,250.00	\$0.00	\$5,250.00	\$56,604.86	\$56,604.86	1,078.18	\$51,354.86
44-01-001 OTROS INGRESOS	\$5,250.00	\$0.00	\$5,250.00	\$56,604.86	\$56,604.86	1,078.18	\$51,354.86
44-02 TASA 16%	\$0.00	\$0.00	\$0.00	\$42,952.93	\$42,952.93	0.00	\$42,952.93
44-02-001 OTROS INGRESOS	\$0.00	\$0.00	\$0.00	\$42,952.93	\$42,952.93	0.00	\$42,952.93
45 ACCESORIOS DE DERECHOS	\$966,374.92	\$0.00	\$966,374.92	\$0.00	\$0.00	0.00	-\$966,374.92



45-01 RECARGOS Y REGULARIZACIÓN	\$966,374.92	\$0.00	\$966,374.92	\$0.00	\$0.00	0.00	€	-\$966,374.92
45-01-001 RECARGOS Y REGULARIZACION	\$966,374.92	\$0.00	\$966,374.92	\$0.00	\$0.00	0.00	€	-\$966,374.92
49 DERECHOS NO COMPRENDIDOS EN LA LEY DE INGRESOS VIGENTE, CAUSADOS EN EJERCICIOS FISCALES ANTERIORES PENDIENTES DE LIQUIDACIÓN O PAGO	\$0.00	\$0.00	\$0.00	\$1,322,800.61	\$1,322,800.61	0.00	€	\$1,322,800.61
49-01 RECARGOS Y REGULARIZACIONES 0%	\$0.00	\$0.00	\$0.00	\$1,322,800.61	\$1,322,800.61	0.00	€	\$1,322,800.61
49-01-001 RECARGOS Y REGULARIZACIONES	\$0.00	\$0.00	\$0.00	\$1,322,800.61	\$1,322,800.61	0.00	€	\$1,322,800.61
5.00 PRODUCTOS	\$1,423,943.14	\$0.00	\$1,423,943.14	\$955,321.71	\$955,321.71	67.08	€	-\$468,621.43
51 PRODUCTOS	\$1,423,943.14	\$0.00	\$1,423,943.14	\$955,321.71	\$955,321.71	67.08	€	-\$468,621.43
51-02 MEDIDOR E INSTALACION DE MEDIDORES AL 16%	\$1,423,943.14	\$0.00	\$1,423,943.14	\$955,321.71	\$955,321.71	67.08	€	-\$468,621.43
51-02-001 MEDIDOR E INSTALACION DE MEDIDORES 16%	\$1,423,943.14	\$0.00	\$1,423,943.14	\$955,321.71	\$955,321.71	67.08	€	-\$468,621.43
6.00 APROVECHAMIENTOS	\$2,909,747.53	\$0.00	\$2,909,747.53	\$2,049,747.98	\$2,049,747.98	70.44	€	-\$859,999.55
61 APROVECHAMIENTOS	\$2,909,747.53	\$0.00	\$2,909,747.53	\$2,049,747.98	\$2,049,747.98	70.44	€	-\$859,999.55
61-09 OTROS APROVECHAMIENTOS	\$2,909,747.53	\$0.00	\$2,909,747.53	\$2,049,747.98	\$2,049,747.98	70.44	€	-\$859,999.55
61-09-01 TASA DE 0%	\$367,500.00	\$0.00	\$367,500.00	\$507,896.03	\$507,896.03	138.20	€	\$140,396.03
61-09-01-004 MULTAS E INFRACCIONES	\$367,500.00	\$0.00	\$367,500.00	\$507,896.03	\$507,896.03	138.20	€	\$140,396.03
61-09-02 TASA DE 16%	\$2,542,247.53	\$0.00	\$2,542,247.53	\$1,541,851.95	\$1,541,851.95	60.64	€	-\$1,000,395.58
61-09-02-001 SERVICIOS DE AGUA EN PIPAS	\$1,467,318.06	\$0.00	\$1,467,318.06	\$1,459,666.15	\$1,459,666.15	99.47	€	-\$7,651.91
61-09-02-003 RENOVACION DE REGISTRO DE PIPAS	\$52,982.48	\$0.00	\$52,982.48	\$35,930.87	\$35,930.87	67.81	€	-\$17,051.61
61-09-02-006 SERVICIO DE AGUA TRATADA EN PLANTA	\$71,946.99	\$0.00	\$71,946.99	\$46,254.93	\$46,254.93	64.29	€	-\$25,692.06
61-09-02-008 REGISTRO DE SERVICIO DE PIPA	\$950,000.00	\$0.00	\$950,000.00	\$0.00	\$0.00	0.00	€	-\$950,000.00
INGRESOS CORRIENTES	\$62,811,750.60	\$0.00	\$62,511,750.00	\$56,659,657.94	\$56,659,657.94	89.03	%	-\$6,852,092.66
2 INGRESOS DE CAPITAL								
7.00 INGRESOS POR VENTA DE BIENES Y PRESTACIÓN DE SERVICIOS	\$0.00	\$0.00	\$0.00	\$6,301,200.99	\$6,301,200.99	0.00	€	\$6,301,200.99
79 OTROS INGRESOS Y BENEFICIOS	\$0.00	\$0.00	\$0.00	\$6,301,200.99	\$6,301,200.99	0.00	€	\$6,301,200.99
79-01 INTERESES GANADOS DE TÍTULOS, VALORES Y DEMÁS INSTRUMENTOS FINANCIEROS	\$0.00	\$0.00	\$0.00	\$115,182.30	\$115,182.30	0.00	€	\$115,182.30
79-01-03 INTERESES GANADOS DE VALORES, CREDITOS, BONOS Y OTROS 2021	\$0.00	\$0.00	\$0.00	\$115,182.30	\$115,182.30	0.00	€	\$115,182.30
79-01-03-01 REPO	\$0.00	\$0.00	\$0.00	\$107,928.24	\$107,928.24	0.00	€	\$107,928.24
79-01-03-02 PRODDER	\$0.00	\$0.00	\$0.00	\$1,708.69	\$1,708.69	0.00	€	\$1,708.69
79-01-03-05 DEVOLUCION DE IVA	\$0.00	\$0.00	\$0.00	\$3,803.74	\$3,803.74	0.00	€	\$3,803.74
79-01-03-08 ISR	\$0.00	\$0.00	\$0.00	\$1,741.63	\$1,741.63	0.00	€	\$1,741.63
79-02 OTROS INGRESOS Y BENEFICIOS VARIOS	\$0.00	\$0.00	\$0.00	\$6,186,018.69	\$6,186,018.69	0.00	€	\$6,186,018.69
79-02-01 OTROS INGRESOS Y BENEFICIOS VARIOS	\$0.00	\$0.00	\$0.00	\$6,186,018.69	\$6,186,018.69	0.00	€	\$6,186,018.69
79-02-01-001 REMANENTE EJERCICIOS ANTERIORES	\$0.00	\$0.00	\$0.00	\$6,186,018.69	\$6,186,018.69	0.00	€	\$6,186,018.69
8.00 PARTICIPACIONES, APORTACIONES, CONVENIOS, INCENTIVOS DERIVADOS DE LA COLABORACIÓN FISCAL Y FONDOS DISTINTOS DE APORTACIONES	\$0.00	\$0.00	\$0.00	\$1,352,102.00	\$1,352,102.00	0.00	€	\$1,352,102.00
81 PARTICIPACIONES	\$0.00	\$0.00	\$0.00	\$1,352,102.00	\$1,352,102.00	0.00	€	\$1,352,102.00
81-01 ISR PARTICIPABLE	\$0.00	\$0.00	\$0.00	\$1,352,102.00	\$1,352,102.00	0.00	€	\$1,352,102.00
81-01-001 ISR PARTICIPABLE	\$0.00	\$0.00	\$0.00	\$1,352,102.00	\$1,352,102.00	0.00	€	\$1,352,102.00
9.00 TRANSFERENCIAS, ASIGNACIONES, SUBSIDIOS Y SUBVENCIONES, Y PENSIONES Y JUBILACIONES	\$0.00	\$0.00	\$0.00	\$3,065,245.00	\$3,065,245.00	0.00	€	\$3,065,245.00



[Handwritten signature]

93 SUBSIDIOS Y SUBVENCIONES	\$0.00	\$0.00	\$0.00	\$3,065,245.00	\$3,065,245.00	0.00	'	\$3,065,245.00
93-03 DEVOLUCION DE IVA	\$0.00	\$0.00	\$0.00	\$2,302,623.00	\$2,302,623.00	0.00	'	\$2,302,623.00
93-04 TRASFERENCIAS PRESIDENCIA MUNICIPAL (SUBSIDIOS 2021)	\$0.00	\$0.00	\$0.00	\$762,622.00	\$762,622.00	0.00	'	\$762,622.00
INGRESOS DE CAPITAL	\$0.00	\$0.00	\$0.00	\$10,718,547.99	\$10,718,547.99	0.00	%	\$10,718,547.99
TOTAL	\$62,511,750.00	\$0.00	\$62,511,750.00	\$66,378,205.93	\$66,378,205.93	106.18	%	\$3,866,455.93

Tributarios

IMPUESTOS SOBRE LOS INGRESOS	\$0.00	\$0.00	\$0.00	\$0.00	\$0.00	0.00	'	\$0.00
IMPUESTOS SOBRE EL PATRIMONIO	\$0.00	\$0.00	\$0.00	\$0.00	\$0.00	0.00	'	\$0.00
IMPUESTOS SOBRE LA PRODUCCIÓN, EL CONSUMO Y LAS TRANSACCIONES	\$0.00	\$0.00	\$0.00	\$0.00	\$0.00	0.00	'	\$0.00
IMPUESTOS AL COMERCIO EXTERIOR	\$0.00	\$0.00	\$0.00	\$0.00	\$0.00	0.00	'	\$0.00
IMPUESTOS SOBRE NÓMINAS Y ASIMILABLES	\$0.00	\$0.00	\$0.00	\$0.00	\$0.00	0.00	'	\$0.00
IMPUESTOS ECOLÓGICOS	\$0.00	\$0.00	\$0.00	\$0.00	\$0.00	0.00	'	\$0.00
ACCESORIOS DE IMPUESTOS	\$0.00	\$0.00	\$0.00	\$0.00	\$0.00	0.00	'	\$0.00
OTROS IMPUESTOS	\$0.00	\$0.00	\$0.00	\$0.00	\$0.00	0.00	'	\$0.00
IMPUESTOS NO COMPRENDIDOS EN LA LEY DE INGRESOS VIGENTE, CAUSADOS EN EJERCICIOS FISCALES ANTERIORES PENDIENTES DE LIQUIDACIÓN O PAGO	\$0.00	\$0.00	\$0.00	\$0.00	\$0.00	0.00	'	\$0.00
Subtotal Tributarios	\$0.00	\$0.00	\$0.00	\$0.00	\$0.00	0.00	%	\$0.00

No Tributarios

I DERECHOS	\$58,178,059.33	\$0.00	\$58,178,059.33	\$52,654,588.25	\$52,654,588.25	90.50	'	-\$5,523,471.08
II PRODUCTOS	\$1,423,943.14	\$0.00	\$1,423,943.14	\$955,321.71	\$955,321.71	67.08	'	-\$468,621.43
II APROVECHAMIENTOS	\$2,909,747.53	\$0.00	\$2,909,747.53	\$2,049,747.98	\$2,049,747.98	70.44	'	-\$859,999.55
II APROVECHAMIENTOS	\$0.00	\$0.00	\$0.00	\$0.00	\$0.00	0.00	'	\$0.00
IV CONTRIBUCIONES DE MEJORAS	\$0.00	\$0.00	\$0.00	\$0.00	\$0.00	0.00	'	\$0.00
Subtotal No Tributarios	\$62,511,750.00	\$0.00	\$62,511,750.00	\$55,659,657.94	\$55,659,657.94	89.03	%	-\$6,852,092.06

Otros

0.00 DEUDA PÚBLICA A LARGO PLAZO	\$0.00	\$0.00	\$0.00	\$0.00	\$0.00	0.00	'	0.00
2.00 CUOTAS Y APORTACIONES DE SEGURIDAD SOCIAL	\$0.00	\$0.00	\$0.00	\$0.00	\$0.00	0.00	'	0.00
7.00 INGRESOS POR VENTA DE BIENES Y PRESTACIÓN DE SERVICIOS	\$0.00	\$0.00	\$0.00	\$6,301,200.99	\$6,301,200.99	0.00	'	6,301,200.99
8.00 PARTICIPACIONES, APORTACIONES, CONVENIOS, INCENTIVOS DERIVADOS DE LA COLABORACIÓN FISCAL Y FONDOS DISTINTOS DE APORTACIONES	\$0.00	\$0.00	\$0.00	\$1,352,102.00	\$1,352,102.00	0.00	'	1,352,102.00
9.00 TRANSFERENCIAS, ASIGNACIONES, SUBSIDIOS Y SUBVENCIONES, Y PENSIONES Y JUBILACIONES	\$0.00	\$0.00	\$0.00	\$3,065,245.00	\$3,065,245.00	0.00	'	3,065,245.00
Subtotal Otros	\$0.00	\$0.00	\$0.00	\$10,718,547.99	\$10,718,547.99	0.00	%	10,718,547.99
Total	\$62,511,750.00	\$0.00	\$62,511,750.00	\$66,378,205.93	\$66,378,205.93	106.18	%	3,866,455.93

"Bajo protesta de decir verdad declaramos que las cifras contenidas en este estado financiero son veraces y contienen toda la información referente a la situación y/o los resultados de la Comisión de Agua y Alcantarillado del Municipio de Tulancingo de Bravo, afirmando ser legalmente responsables de la autenticidad y veracidad de las mismas, y asimismo asumimos la responsabilidad derivada de cualquier declaración en falso sobre las mismas"

LUIS ENRIQUE HIDALGO HERNANDEZ
DIRECTOR GENERAL

MTRA CLAUDIA LETICIA ALTAMIRA MENDOZA
DIRECTORA DEL DESPACHO DE LOS ASUNTOS DE LA DIRECCIÓN

LIC. JUAN CARLOS LARA ARROYO
COMISARIO

