



Comisión de Agua y Alcantarillado del Municipio de Tulancingo de Bravo, Hidalgo
ESTADO DE HIDALGO
Estado Analítico del Ejercicio del Presupuesto de Egresos Clasificación por Fuente de Financiamiento Del 01/ene./2021 Al 30/sep./2021

Ejercicio del Presupuesto		Egresos Aprobado Al 31/12/2021	Ampliaciones / (Reducciones)	Egresos Modificado	Egresos Comprometido	Egresos Devengado	Egresos Ejercido	Egresos Pagado	Subejercicio
140	INGRESOS PROPIOS								
100000	SERVICIOS PERSONALES	\$24,045,088.89	\$1,497,304.53	\$25,542,393.22	\$17,459,289.81	\$17,459,289.81	\$17,459,289.81	\$17,459,289.81	\$8,083,103.41
110000	Remuneraciones al personal de carácter permanente	\$18,528,550.09	\$472,629.69	\$19,001,179.78	\$14,728,982.00	\$14,728,982.00	\$14,728,982.00	\$14,728,982.00	\$4,272,197.78
113000	Sueldos base al personal permanente	\$18,528,550.09	\$472,629.69	\$19,001,179.78	\$14,728,982.00	\$14,728,982.00	\$14,728,982.00	\$14,728,982.00	\$4,272,197.78
113001	Sueldos	\$18,528,550.09	\$472,629.69	\$19,001,179.78	\$14,728,982.00	\$14,728,982.00	\$14,728,982.00	\$14,728,982.00	\$4,272,197.78
120000	Remuneraciones al personal de carácter transitorio	\$1,506,565.00	\$715,081.50	\$2,221,646.50	\$2,007,788.00	\$2,007,788.00	\$2,007,788.00	\$2,007,788.00	\$213,858.60
122000	Sueldos base al personal eventual	\$1,506,565.00	\$715,081.50	\$2,221,646.50	\$2,007,788.00	\$2,007,788.00	\$2,007,788.00	\$2,007,788.00	\$213,858.60
122001	Sueldo Base a Personal Eventual	\$1,506,565.00	\$715,081.50	\$2,221,646.50	\$2,007,788.00	\$2,007,788.00	\$2,007,788.00	\$2,007,788.00	\$213,858.60
130000	Remuneraciones adicionales y especiales	\$3,549,189.79	\$7,500.06	\$3,556,689.85	\$161,457.00	\$161,457.00	\$161,457.00	\$161,457.00	\$3,395,232.85
132000	Primas de vacaciones, dominical y gratificación de fin de año	\$3,541,189.79	\$7,500.06	\$3,541,689.85	\$161,457.00	\$161,457.00	\$161,457.00	\$161,457.00	\$3,380,232.85
132001	Prima de Vacaciones y Dominical	\$339,886.33	\$7,500.06	\$347,386.39	\$161,457.00	\$161,457.00	\$161,457.00	\$161,457.00	\$185,929.39
132002	Gratificación Anual	\$3,194,303.46	\$0.00	\$3,194,303.46	\$0.00	\$0.00	\$0.00	\$0.00	\$3,194,303.46
133000	Horas extraordinarias	\$15,000.00	\$0.00	\$15,000.00	\$0.00	\$0.00	\$0.00	\$0.00	\$15,000.00
133001	Horas extras	\$15,000.00	\$0.00	\$15,000.00	\$0.00	\$0.00	\$0.00	\$0.00	\$15,000.00
160000	Otras prestaciones sociales y económicas	\$460,783.81	\$302,093.28	\$762,877.09	\$561,062.81	\$561,062.81	\$561,062.81	\$561,062.81	\$201,814.28
152000	Indemnizaciones	\$160,000.00	\$15,000.03	\$175,000.03	\$23,566.02	\$23,566.02	\$23,566.02	\$23,566.02	\$151,434.01
152001	Indemnizaciones	\$160,000.00	\$15,000.03	\$175,000.03	\$23,566.02	\$23,566.02	\$23,566.02	\$23,566.02	\$151,434.01
159000	Otras prestaciones sociales y económicas	\$300,783.81	\$287,093.25	\$587,877.06	\$537,496.79	\$537,496.79	\$537,496.79	\$537,496.79	\$50,380.27
159002	Otras Prestaciones	\$300,783.81	\$287,093.25	\$587,877.06	\$537,496.79	\$537,496.79	\$537,496.79	\$537,496.79	\$50,380.27
200000	MATERIALES Y SUMINISTROS	\$5,091,418.78	\$2,499,414.57	\$7,590,833.35	\$6,153,132.50	\$6,145,132.60	\$6,145,132.50	\$6,056,624.52	\$1,445,700.86
210000	Materiales de administración, emisión de documentos y artículos	\$428,852.16	\$368,888.33	\$797,540.49	\$588,815.93	\$588,815.93	\$588,815.93	\$588,815.93	\$268,724.56
211000	Materiales, útiles y equipos menores de oficina	\$171,185.26	\$192,511.08	\$363,696.34	\$358,012.72	\$358,012.72	\$358,012.72	\$358,012.72	\$5,683.62
211001	Material de Oficina	\$171,185.26	\$188,011.08	\$359,196.34	\$358,012.72	\$358,012.72	\$358,012.72	\$358,012.72	\$1,183.62
211002	Gastos de Oficina	\$0.00	\$4,500.00	\$4,500.00	\$0.00	\$0.00	\$0.00	\$0.00	\$4,500.00
212000	Materiales y útiles de impresión y reproducción	\$150,505.19	\$749.97	\$151,255.16	\$38,382.64	\$38,382.64	\$38,382.64	\$38,382.64	\$112,872.52
212001	Materiales y Útiles de Impresión	\$150,505.19	\$749.97	\$151,255.16	\$38,382.64	\$38,382.64	\$38,382.64	\$38,382.64	\$112,872.52
214000	Materiales, útiles y equipos menores de tecnologías de la información	\$38,678.00	\$42,080.78	\$80,758.78	\$53,714.06	\$53,714.06	\$53,714.06	\$53,714.06	\$27,024.72
214001	Material para Bienes Informáticos	\$38,428.00	\$27,080.75	\$65,488.75	\$48,842.06	\$48,842.06	\$48,842.06	\$48,842.06	\$16,646.69
214002	Materiales de Grabación	\$250.00	\$15,000.03	\$15,250.03	\$4,872.00	\$4,872.00	\$4,872.00	\$4,872.00	\$10,378.03
215000	Material impreso e información digital	\$36,908.05	\$13,106.97	\$50,015.02	\$17,476.00	\$17,476.00	\$17,476.00	\$17,476.00	\$32,539.02
215001	Suscripciones a Publicaciones y Periódicos	\$36,908.05	\$13,106.97	\$50,015.02	\$17,476.00	\$17,476.00	\$17,476.00	\$17,476.00	\$32,539.02
216000	Material de Limpieza	\$25,840.52	\$116,734.50	\$142,575.02	\$116,530.51	\$116,530.51	\$116,530.51	\$116,530.51	\$28,044.51
216001	Material de Limpieza	\$25,840.52	\$116,734.50	\$142,575.02	\$116,530.51	\$116,530.51	\$116,530.51	\$116,530.51	\$28,044.51
217000	Materiales y útiles de enseñanza	\$3,650.00	\$0.00	\$3,650.00	\$0.00	\$0.00	\$0.00	\$0.00	\$3,650.00
217001	Material Didáctico	\$3,650.00	\$0.00	\$3,650.00	\$0.00	\$0.00	\$0.00	\$0.00	\$3,650.00
218000	Materiales para el registro e identificación de bienes y personas	\$2,085.14	\$3,525.03	\$5,610.17	\$4,700.00	\$4,700.00	\$4,700.00	\$4,700.00	\$910.17




[Handwritten Signature]

218002	Identificadores e iconos de señalización	\$2,085.14	\$3,525.03	\$5,810.17	\$4,700.00	\$4,700.00	\$4,700.00	\$4,700.00	\$910.17
220000	Alimentos y utensilios	\$16,778.07	\$43,180.47	\$59,958.54	\$31,513.64	\$31,513.64	\$31,513.64	\$31,513.64	\$28,444.90
221000	Productos alimenticios para personas	\$16,778.07	\$43,180.47	\$59,958.54	\$31,513.64	\$31,513.64	\$31,513.64	\$31,513.64	\$28,444.90
221001	Alimentación de Personas	\$16,778.07	\$43,180.47	\$59,958.54	\$31,513.64	\$31,513.64	\$31,513.64	\$31,513.64	\$28,444.90
230000	Materias primas y materiales de producción y comercialización	\$71,150.22	\$40,875.03	\$112,025.25	\$92,056.68	\$92,056.68	\$92,056.68	\$92,056.68	\$19,968.57
234000	Combustibles, lubricantes, aditivos, carbón y sus derivados	\$71,150.22	\$40,875.03	\$112,025.25	\$92,056.68	\$92,056.68	\$92,056.68	\$92,056.68	\$19,968.57
234001	Combustibles, lubricantes y aditivos,	\$71,150.22	\$40,875.03	\$112,025.25	\$92,056.68	\$92,056.68	\$92,056.68	\$92,056.68	\$19,968.57
240000	Materiales y artículos de construcción y de reparación	\$1,573,987.13	\$657,866.80	\$2,131,853.93	\$1,739,202.69	\$1,731,202.69	\$1,731,202.69	\$1,731,202.69	\$400,681.24
241000	Productos minerales no metálicos	\$173,096.90	\$89,999.91	\$263,096.81	\$242,550.75	\$242,550.75	\$242,550.75	\$242,550.75	\$20,546.06
241001	Productos minerales no metálicos	\$173,096.90	\$89,999.91	\$263,096.81	\$242,550.75	\$242,550.75	\$242,550.75	\$242,550.75	\$20,546.06
242000	Cemento y productos de concreto	\$362,489.70	\$6,478.47	\$368,968.17	\$340,281.03	\$340,281.03	\$340,281.03	\$340,281.03	\$28,687.14
242001	Cemento y productos de concreto	\$362,489.70	\$6,478.47	\$368,968.17	\$340,281.03	\$340,281.03	\$340,281.03	\$340,281.03	\$28,687.14
243000	Cal, yeso y productos de yeso	\$9,405.16	\$17,609.49	\$27,014.65	\$10,358.84	\$10,358.84	\$10,358.84	\$10,358.84	\$16,656.01
243001	Cal, yeso y productos de yeso	\$9,405.16	\$17,609.49	\$27,014.65	\$10,358.84	\$10,358.84	\$10,358.84	\$10,358.84	\$16,656.01
244000	Madera y productos de madera	\$29,977.88	\$0.00	\$29,977.88	\$3,598.00	\$3,598.00	\$3,598.00	\$3,598.00	\$26,379.88
244001	Madera y productos de madera	\$29,977.88	\$0.00	\$29,977.88	\$3,598.00	\$3,598.00	\$3,598.00	\$3,598.00	\$26,379.88
246000	Material eléctrico y electrónico	\$19,912.00	\$9,923.76	\$29,835.76	\$7,202.90	\$7,202.90	\$7,202.90	\$7,202.90	\$22,632.86
246001	Material Eléctrico	\$19,912.00	\$7,188.84	\$27,100.84	\$8,558.30	\$8,558.30	\$8,558.30	\$8,558.30	\$20,544.54
246002	Material Electrónico	\$0.00	\$2,734.92	\$2,734.92	\$846.60	\$846.60	\$846.60	\$846.60	\$2,088.32
247000	Artículos metálicos para la construcción	\$104,414.38	\$152,640.81	\$257,055.19	\$260,291.13	\$252,291.13	\$252,291.13	\$252,291.13	\$4,764.06
247001	Artículos metálicos para la construcción	\$104,414.38	\$152,640.81	\$257,055.19	\$260,291.13	\$252,291.13	\$252,291.13	\$252,291.13	\$4,764.06
248000	Materiales complementarios	\$0.00	\$8,706.69	\$8,706.69	\$11,603.00	\$11,603.00	\$11,603.00	\$11,603.00	-\$2,896.31
248001	Materiales complementarios	\$0.00	\$8,706.69	\$8,706.69	\$11,603.00	\$11,603.00	\$11,603.00	\$11,603.00	-\$2,896.31
249000	Otros materiales y artículos de construcción y reparación	\$874,691.11	\$272,507.67	\$1,147,198.78	\$863,317.24	\$863,317.24	\$863,317.24	\$863,317.24	\$283,881.54
249001	Otros materiales y artículos de construcción y reparación	\$874,691.11	\$272,507.67	\$1,147,198.78	\$863,317.24	\$863,317.24	\$863,317.24	\$863,317.24	\$283,881.54
250000	Productos químicos, farmacéuticos y de laboratorio	\$720,768.41	\$16,308.09	\$737,076.50	\$564,851.36	\$564,851.36	\$564,851.36	\$564,851.36	\$172,226.14
252000	Fertilizantes, pesticidas y otros agroquímicos	\$0.00	\$25.29	\$25.29	\$33.76	\$33.76	\$33.76	\$33.76	-\$8.47
252001	Plaguicidas, Abonos y Fertilizantes	\$0.00	\$25.29	\$25.29	\$33.76	\$33.76	\$33.76	\$33.76	-\$8.47
254000	Materiales, accesorios y suministros médicos	\$0.00	\$206.91	\$206.91	\$275.86	\$275.86	\$275.86	\$275.86	-\$68.95
254001	Materiales y Suministros Médicos	\$0.00	\$206.91	\$206.91	\$275.86	\$275.86	\$275.86	\$275.86	-\$68.95
255000	Materiales, accesorios y suministros de laboratorio	\$0.00	\$775.89	\$775.89	\$1,034.49	\$1,034.49	\$1,034.49	\$1,034.49	-\$258.60
255001	Materiales y Suministros de Laboratorio	\$0.00	\$775.89	\$775.89	\$1,034.49	\$1,034.49	\$1,034.49	\$1,034.49	-\$258.60
256000	Fibras sintéticas, hules, plásticos y derivados	\$90.52	\$299.97	\$390.49	\$400.00	\$400.00	\$400.00	\$400.00	-\$9.51
256001	Fibras sintéticas, hules, plásticos y derivados	\$90.52	\$299.97	\$390.49	\$400.00	\$400.00	\$400.00	\$400.00	-\$9.51
258000	Otros productos químicos	\$720,677.89	\$15,000.03	\$735,677.92	\$563,107.25	\$563,107.25	\$563,107.25	\$563,107.25	\$172,570.67
259001	Otros productos químicos	\$720,677.89	\$15,000.03	\$735,677.92	\$563,107.25	\$563,107.25	\$563,107.25	\$563,107.25	\$172,570.67
260000	Combustibles, lubricantes y aditivos	\$1,584,704.17	\$732,894.66	\$2,317,598.83	\$1,952,005.28	\$1,952,005.28	\$1,952,005.28	\$1,863,497.30	\$366,593.55
261000	Combustibles, lubricantes y aditivos	\$1,584,704.17	\$732,894.66	\$2,317,598.83	\$1,952,005.28	\$1,952,005.28	\$1,952,005.28	\$1,863,497.30	\$366,593.55
261001	Combustibles y Lubricantes vehículos y equipos terrestres	\$1,584,704.17	\$731,394.63	\$2,316,098.80	\$1,952,005.28	\$1,952,005.28	\$1,952,005.28	\$1,863,497.30	\$364,093.52
261002	Combustibles y Lubricantes vehículos aéreos	\$0.00	\$1,500.03	\$1,500.03	\$0.00	\$0.00	\$0.00	\$0.00	\$1,500.03
270000	Vestuario, blancos, prendas de protección y artículos deportivos	\$107,709.24	\$190,739.34	\$298,448.58	\$245,913.79	\$245,913.79	\$245,913.79	\$245,913.79	\$52,534.79
271000	Vestuario y uniformes	\$0.00	\$139,200.03	\$139,200.03	\$157,688.00	\$157,688.00	\$157,688.00	\$157,688.00	-\$18,487.97
271001	Vestuario, Uniformes	\$0.00	\$139,200.03	\$139,200.03	\$157,688.00	\$157,688.00	\$157,688.00	\$157,688.00	-\$18,487.97
272000	Prendas de seguridad y protección personal	\$107,709.24	\$51,539.31	\$159,248.55	\$88,225.79	\$88,225.79	\$88,225.79	\$88,225.79	\$71,022.76




Handwritten signature

272001	Prendas de Protección	\$107,709.24	\$51,539.31	\$159,248.55	\$88,225.79	\$88,225.79	\$88,225.79	\$88,225.79	\$88,225.79	\$71,022.78
290000	Herramientas, refacciones y accesorios menores	\$687,469.38	\$648,861.65	\$1,136,331.23	\$938,773.13	\$938,773.13	\$938,773.13	\$938,773.13	\$938,773.13	\$197,558.10
291000	Herramientas menores	\$89,865.77	\$84,737.79	\$174,603.56	\$161,157.85	\$161,157.85	\$161,157.85	\$161,157.85	\$161,157.85	\$13,445.71
291001	Herramientas Menores	\$89,865.77	\$84,737.79	\$174,603.56	\$161,157.85	\$161,157.85	\$161,157.85	\$161,157.85	\$161,157.85	\$13,445.71
292000	Refacciones y accesorios menores de edificios	\$5,443.07	\$2,341.44	\$7,784.51	\$5,792.97	\$5,792.97	\$5,792.97	\$5,792.97	\$5,792.97	\$1,991.54
292001	Refacciones y accesorios menores de edificios	\$5,443.07	\$2,341.44	\$7,784.51	\$5,792.97	\$5,792.97	\$5,792.97	\$5,792.97	\$5,792.97	\$1,991.54
294000	Refacciones y accesorios menores de equipo de cómputo y	\$7,925.00	\$87,798.44	\$75,723.44	\$47,133.33	\$47,133.33	\$47,133.33	\$47,133.33	\$47,133.33	\$28,590.11
294001	Refacciones y accesorios menores de equipo de cómputo y	\$7,925.00	\$87,798.44	\$75,723.44	\$47,133.33	\$47,133.33	\$47,133.33	\$47,133.33	\$47,133.33	\$28,590.11
298000	Refacciones y accesorios menores de equipo de transporte	\$379,781.76	\$221,127.21	\$600,908.97	\$522,544.90	\$522,544.90	\$522,544.90	\$522,544.90	\$522,544.90	\$78,364.07
298001	Refacciones	\$379,781.76	\$221,127.21	\$600,908.97	\$522,544.90	\$522,544.90	\$522,544.90	\$522,544.90	\$522,544.90	\$78,364.07
298000	Refacciones y accesorios menores de maquinaria y otros equipos	\$104,453.78	\$129,509.55	\$233,963.33	\$154,202.58	\$154,202.58	\$154,202.58	\$154,202.58	\$154,202.58	\$79,760.75
298001	Refacciones y accesorios menores de maquinaria y otros equipos	\$104,453.78	\$129,509.55	\$233,963.33	\$154,202.58	\$154,202.58	\$154,202.58	\$154,202.58	\$154,202.58	\$79,760.75
299000	Refacciones y accesorios menores otros bienes muebles	\$0.00	\$43,347.42	\$43,347.42	\$47,941.50	\$47,941.50	\$47,941.50	\$47,941.50	\$47,941.50	-\$4,594.08
299001	Refacciones y accesorios menores otros bienes muebles	\$0.00	\$43,347.42	\$43,347.42	\$47,941.50	\$47,941.50	\$47,941.50	\$47,941.50	\$47,941.50	-\$4,594.08
300009	SERVICIOS GENERALES	\$32,362,093.55	\$11,824,921.53	\$44,177,016.08	\$32,423,426.58	\$32,423,426.58	\$32,423,426.58	\$32,423,426.58	\$32,076,303.46	\$11,753,588.50
310000	Servicios básicos	\$20,096,726.67	\$4,523,881.14	\$24,620,608.81	\$22,987,666.60	\$22,987,666.60	\$22,987,666.60	\$22,987,666.60	\$22,987,666.60	\$1,632,948.21
311000	Energía eléctrica	\$20,000,000.00	\$4,500,073.62	\$24,500,073.62	\$22,936,566.60	\$22,936,566.60	\$22,936,566.60	\$22,936,566.60	\$22,936,566.60	\$1,563,507.02
311001	Servicio de Energía Eléctrica	\$20,000,000.00	\$4,500,073.62	\$24,500,073.62	\$22,936,566.60	\$22,936,566.60	\$22,936,566.60	\$22,936,566.60	\$22,936,566.60	\$1,563,507.02
312000	Gas	\$69,725.67	\$375.03	\$70,100.70	\$20,909.98	\$20,909.98	\$20,909.98	\$20,909.98	\$20,909.98	\$49,190.74
312001	Gas	\$69,725.67	\$375.03	\$70,100.70	\$20,909.98	\$20,909.98	\$20,909.98	\$20,909.98	\$20,909.98	\$49,190.74
314000	Telefonía tradicional	\$26,500.00	\$8,566.02	\$35,066.02	\$20,534.67	\$20,534.67	\$20,534.67	\$20,534.67	\$20,534.67	\$14,531.35
314001	Servicio Telefónico Tradicional	\$26,500.00	\$8,566.02	\$35,066.02	\$20,534.67	\$20,534.67	\$20,534.67	\$20,534.67	\$20,534.67	\$14,531.35
315000	Telefonía celular	\$0.00	\$3,343.95	\$3,343.95	\$1,293.10	\$1,293.10	\$1,293.10	\$1,293.10	\$1,293.10	\$2,050.85
315001	Servicio de Telefonía Celular	\$0.00	\$3,343.95	\$3,343.95	\$1,293.10	\$1,293.10	\$1,293.10	\$1,293.10	\$1,293.10	\$2,050.85
317000	Servicios de acceso de Internet, redes y procesamiento de	\$0.00	\$10,987.56	\$10,987.56	\$7,649.00	\$7,649.00	\$7,649.00	\$7,649.00	\$7,649.00	\$3,338.56
317001	Servicios de Conducción de Señales Analógicas y Digitales	\$0.00	\$10,987.56	\$10,987.56	\$7,649.00	\$7,649.00	\$7,649.00	\$7,649.00	\$7,649.00	\$3,338.56
318000	Servicios postales y telegráficos	\$350.00	\$366.93	\$716.93	\$489.27	\$489.27	\$489.27	\$489.27	\$489.27	\$227.66
318001	Servicio Postal	\$350.00	\$366.93	\$716.93	\$489.27	\$489.27	\$489.27	\$489.27	\$489.27	\$227.66
319000	Servicios Integrales y otros servicios	\$150.00	\$168.03	\$318.03	\$224.00	\$224.00	\$224.00	\$224.00	\$224.00	\$94.03
319001	Servicios Integrales y otros servicios	\$150.00	\$168.03	\$318.03	\$224.00	\$224.00	\$224.00	\$224.00	\$224.00	\$94.03
320000	Servicios de arrendamiento	\$88,600.00	\$1,674,960.66	\$1,763,560.66	\$1,987,583.02	\$1,987,583.02	\$1,987,583.02	\$1,987,583.02	\$1,916,600.26	-\$224,022.36
325000	Arrendamiento de equipo de transporte	\$0.00	\$955,882.71	\$955,882.71	\$1,060,803.43	\$1,060,803.43	\$1,060,803.43	\$1,060,803.43	\$1,060,803.43	-\$104,920.72
325001	Servicios de arrendamiento de vehículos y equipo de transporte.	\$0.00	\$955,882.71	\$955,882.71	\$1,060,803.43	\$1,060,803.43	\$1,060,803.43	\$1,060,803.43	\$1,060,803.43	-\$104,920.72
326000	Arrendamiento de maquinaria, otros equipos y herramientas	\$68,000.00	\$676,500.03	\$744,500.03	\$685,612.35	\$685,612.35	\$685,612.35	\$685,612.35	\$813,629.59	-\$141,112.32
326001	Arrendamiento de Maquinaria y Equipo	\$68,000.00	\$676,500.03	\$744,500.03	\$685,612.35	\$685,612.35	\$685,612.35	\$685,612.35	\$813,629.59	-\$141,112.32
327000	Arrendamiento de activos intangibles	\$0.00	\$38,677.95	\$38,677.95	\$35,070.69	\$35,070.69	\$35,070.69	\$35,070.69	\$35,070.69	\$3,607.26
327001	Arrendamiento de activos intangibles	\$0.00	\$38,677.95	\$38,677.95	\$35,070.69	\$35,070.69	\$35,070.69	\$35,070.69	\$35,070.69	\$3,607.26
329000	Otros arrendamientos	\$20,600.00	\$3,899.97	\$24,499.97	\$6,096.55	\$6,096.55	\$6,096.55	\$6,096.55	\$6,096.55	\$18,403.42
329001	Otros arrendamientos	\$20,600.00	\$3,899.97	\$24,499.97	\$6,096.55	\$6,096.55	\$6,096.55	\$6,096.55	\$6,096.55	\$18,403.42
330000	Servicios profesionales, científicos, técnicos y otros servicios	\$1,511,220.12	\$1,699,902.36	\$3,211,122.48	\$1,759,082.34	\$1,759,082.34	\$1,759,082.34	\$1,668,773.72	\$1,668,773.72	\$1,462,040.14
331000	Servicios legales, de contabilidad, auditoría y relacionados	\$763,436.12	\$299,899.08	\$1,063,335.20	\$393,010.97	\$393,010.97	\$393,010.97	\$393,010.97	\$393,010.97	\$670,324.23
331001	Servicios legales	\$763,436.12	\$0.00	\$763,436.12	\$2,000.00	\$2,000.00	\$2,000.00	\$2,000.00	\$2,000.00	\$761,436.12
331002	Servicios de contabilidad, auditoría y servicios relacionados	\$0.00	\$299,899.08	\$299,899.08	\$391,010.97	\$391,010.97	\$391,010.97	\$391,010.97	\$391,010.97	-\$91,111.89




334000	Servicios de capacitación	\$81,010.00	\$32,429.88	\$113,439.88	\$56,000.00	\$56,000.00	\$56,000.00	\$56,000.00	\$57,439.88
334001	Capacitación	\$81,010.00	\$32,429.88	\$113,439.88	\$56,000.00	\$56,000.00	\$56,000.00	\$56,000.00	\$57,439.88
335000	Servicios de investigación científica y desarrollo	\$0.00	\$285,936.75	\$285,936.75	\$336,969.24	\$336,969.24	\$336,969.24	\$336,969.24	-\$51,032.49
335001	Servicios de investigación científica y desarrollo	\$0.00	\$285,936.75	\$285,936.75	\$336,969.24	\$336,969.24	\$336,969.24	\$336,969.24	-\$51,032.49
336000	Servicios de apoyo administrativo, fotocopiado e impresión	\$60,600.00	\$66,897.54	\$127,497.54	\$101,988.51	\$101,988.51	\$101,988.51	\$101,988.51	\$25,509.03
336001	Servicios de apoyo administrativo, fotocopiado e impresión	\$60,600.00	\$66,897.54	\$127,497.54	\$101,988.51	\$101,988.51	\$101,988.51	\$101,988.51	\$25,509.03
338000	Servicios de vigilancia	\$0.00	\$74,999.97	\$74,999.97	\$48,000.00	\$48,000.00	\$48,000.00	\$48,000.00	\$26,999.97
338001	Servicios de Vigilancia	\$0.00	\$74,999.97	\$74,999.97	\$48,000.00	\$48,000.00	\$48,000.00	\$48,000.00	\$26,999.97
339000	Servicios profesionales, científicos y técnicos integrales	\$606,174.00	\$939,739.14	\$1,545,913.14	\$823,113.62	\$823,113.62	\$823,113.62	\$732,805.00	\$722,799.52
339001	Estudios e Investigaciones	\$290,000.00	\$0.00	\$290,000.00	\$19,920.00	\$19,920.00	\$19,920.00	\$19,920.00	\$270,080.00
339003	Prestación de Servicios Profesionales	\$316,174.00	\$939,739.14	\$1,255,913.14	\$803,193.62	\$803,193.62	\$803,193.62	\$712,885.00	\$452,719.52
340000	Servicios financieros, bancarios y comerciales	\$406,562.73	\$148,012.47	\$554,575.20	\$476,343.97	\$476,343.97	\$476,343.97	\$291,512.22	\$78,231.23
341000	Servicios financieros y bancarios	\$159,091.49	\$0.00	\$159,091.49	\$153,340.83	\$153,340.83	\$153,340.83	\$153,340.83	\$5,750.66
341001	Intereses, Descuentos, y otros Servicios Bancarios	\$159,091.49	\$0.00	\$159,091.49	\$153,340.83	\$153,340.83	\$153,340.83	\$153,340.83	\$5,750.66
345000	Seguro de bienes patrimoniales	\$226,966.24	\$148,012.47	\$374,978.71	\$323,003.14	\$323,003.14	\$323,003.14	\$138,171.39	\$51,976.57
345001	Seguros	\$226,966.24	\$148,012.47	\$374,978.71	\$323,003.14	\$323,003.14	\$323,003.14	\$138,171.39	\$51,976.57
347000	Fletes y maniobras	\$20,505.00	\$0.00	\$20,505.00	\$0.00	\$0.00	\$0.00	\$0.00	\$20,505.00
347001	Fletes y Maniobras	\$20,505.00	\$0.00	\$20,505.00	\$0.00	\$0.00	\$0.00	\$0.00	\$20,505.00
350000	Servicios de instalación, reparación, mantenimiento y	\$2,326,791.60	\$1,322,632.53	\$3,649,424.13	\$1,172,688.80	\$1,172,688.80	\$1,172,688.80	\$1,172,688.81	\$2,476,735.33
351000	Conservación y mantenimiento menor de inmuebles	\$25,403.40	\$95,302.62	\$120,706.02	\$144,421.61	\$144,421.61	\$144,421.61	\$144,421.62	-\$23,715.59
351001	Conservación y mantenimiento menor de inmuebles	\$25,403.40	\$95,302.62	\$120,706.02	\$144,421.61	\$144,421.61	\$144,421.61	\$144,421.62	-\$23,715.59
352000	Instalación, reparación y mantenimiento de mobiliario y equipo de	\$7,950.00	\$1,950.03	\$9,900.03	\$0.00	\$0.00	\$0.00	\$0.00	\$9,900.03
352002	Mantenimiento de Equipo y Aparatos de Comunicación y	\$7,950.00	\$1,950.03	\$9,900.03	\$0.00	\$0.00	\$0.00	\$0.00	\$9,900.03
353000	Instalación, reparación y mantenimiento de equipo de cómputo y	\$8,185.05	\$3,525.03	\$9,710.08	\$1,600.00	\$1,600.00	\$1,600.00	\$1,600.00	\$8,110.08
353001	Mantenimiento de bienes informáticos	\$8,185.05	\$3,525.03	\$9,710.08	\$1,600.00	\$1,600.00	\$1,600.00	\$1,600.00	\$8,110.08
354000	Instalación, reparación y mantenimiento de equipo e instrumental	\$0.00	\$678.60	\$678.60	\$904.80	\$904.80	\$904.80	\$904.80	-\$226.20
354001	Instalación, reparación y mantenimiento de equipo e instrumental	\$0.00	\$678.60	\$678.60	\$904.80	\$904.80	\$904.80	\$904.80	-\$226.20
355000	Reparación y mantenimiento de equipo de transporte	\$298,456.73	\$145,098.90	\$443,555.63	\$289,014.72	\$289,014.72	\$289,014.72	\$289,014.72	\$154,540.91
355001	Mantenimiento de Vehículos	\$298,456.73	\$145,098.90	\$443,555.63	\$289,014.72	\$289,014.72	\$289,014.72	\$289,014.72	\$154,540.91
357000	Instalación, reparación y mantenimiento de maquinaria, otros equipos	\$1,989,696.42	\$851,077.44	\$2,840,773.86	\$607,287.67	\$607,287.67	\$607,287.67	\$607,287.67	\$2,233,486.19
357001	Mantenimiento de Maquinaria y Equipo	\$57,500.00	\$100,649.97	\$158,149.97	\$108,444.81	\$108,444.81	\$108,444.81	\$108,444.81	\$49,705.16
357002	Mantenimiento e Instalación de Equipos y Herramientas para	\$1,932,196.42	\$750,427.47	\$2,682,623.89	\$498,842.86	\$498,842.86	\$498,842.86	\$498,842.86	\$2,183,781.03
358000	Servicios de limpieza y manejo de desechos	\$0.00	\$224,099.91	\$224,099.91	\$129,460.00	\$129,460.00	\$129,460.00	\$129,460.00	\$95,539.91
358001	Servicio de limpieza y manejo de desechos	\$0.00	\$172,499.94	\$172,499.94	\$129,460.00	\$129,460.00	\$129,460.00	\$129,460.00	\$43,039.94
358002	Servicios de limpieza y manejo de desechos	\$0.00	\$52,499.97	\$52,499.97	\$0.00	\$0.00	\$0.00	\$0.00	\$52,499.97
360000	Servicios de comunicación social y publicidad	\$187,800.50	\$575,224.56	\$763,025.06	\$593,350.70	\$593,350.70	\$593,350.70	\$593,350.70	\$169,674.36
361000	Difusión por radio, televisión y otros medios de mensajes sobre	\$187,800.50	\$427,500.00	\$615,300.50	\$489,827.60	\$489,827.60	\$489,827.60	\$489,827.60	\$125,472.90
361001	Difusión de programas y actividades gubernamentales	\$187,800.50	\$427,500.00	\$615,300.50	\$489,827.60	\$489,827.60	\$489,827.60	\$489,827.60	\$125,472.90
362000	Difusión por radio, televisión y otros medios de mensajes comerciales	\$0.00	\$140,164.56	\$140,164.56	\$93,443.10	\$93,443.10	\$93,443.10	\$93,443.10	\$46,721.46
362001	Difusión por radio, televisión y otros medios de mensajes comerciales	\$0.00	\$140,164.56	\$140,164.56	\$93,443.10	\$93,443.10	\$93,443.10	\$93,443.10	\$46,721.46
363000	Servicios de creatividad, preproducción y producción de publicidad,	\$0.00	\$7,560.00	\$7,560.00	\$10,080.00	\$10,080.00	\$10,080.00	\$10,080.00	-\$2,520.00
363001	Servicios de creatividad, preproducción y producción de publicidad,	\$0.00	\$7,560.00	\$7,560.00	\$10,080.00	\$10,080.00	\$10,080.00	\$10,080.00	-\$2,520.00
370000	Servicios de traslado y viáticos	\$53,396.93	\$40,116.87	\$93,513.80	\$34,412.33	\$34,412.33	\$34,412.33	\$34,412.33	\$59,101.47
374000	Autotransporte	\$5,259.53	\$0.00	\$5,259.53	\$0.00	\$0.00	\$0.00	\$0.00	\$5,259.53



[Handwritten signature]

[Handwritten signature]

374001	Autotransporte	\$5,259.53	\$0.00	\$5,259.53	\$0.00	\$0.00	\$0.00	\$0.00	\$5,259.53
375000	Viáticos en el país	\$15,524.20	\$40,116.87	\$55,641.07	\$34,412.33	\$34,412.33	\$34,412.33	\$34,412.33	\$21,228.74
375001	Viáticos en el país	\$15,524.20	\$40,116.87	\$55,641.07	\$34,412.33	\$34,412.33	\$34,412.33	\$34,412.33	\$21,228.74
376000	Otros servicios de traslado y hospedaje	\$32,613.20	\$0.00	\$32,613.20	\$0.00	\$0.00	\$0.00	\$0.00	\$32,613.20
376001	Otros servicios de traslado y hospedaje	\$32,613.20	\$0.00	\$32,613.20	\$0.00	\$0.00	\$0.00	\$0.00	\$32,613.20
380000	Servicios oficiales	\$69,160.00	\$15,286.50	\$84,446.50	\$33,264.61	\$33,264.61	\$33,264.61	\$33,264.61	\$51,181.89
381000	Gastos de ceremonias	\$0.00	\$787.50	\$787.50	\$0.00	\$0.00	\$0.00	\$0.00	\$787.50
381001	Gastos de Ceremonial	\$0.00	\$787.50	\$787.50	\$0.00	\$0.00	\$0.00	\$0.00	\$787.50
382000	Gastos de orden social y cultural	\$69,160.00	\$14,499.00	\$83,659.00	\$33,264.61	\$33,264.61	\$33,264.61	\$33,264.61	\$50,394.39
382001	Gastos de orden social	\$23,560.00	\$14,499.00	\$38,059.00	\$33,264.61	\$33,264.61	\$33,264.61	\$33,264.61	\$4,794.39
382002	Eventos Culturales	\$45,600.00	\$0.00	\$45,600.00	\$0.00	\$0.00	\$0.00	\$0.00	\$45,600.00
390000	Otros servicios generales	\$7,611,836.00	\$1,824,904.44	\$9,436,740.44	\$3,379,034.21	\$3,379,034.21	\$3,379,034.21	\$3,379,034.21	\$6,057,706.23
391000	Servicios funerarios y de cementerios	\$120,000.00	\$0.00	\$120,000.00	\$2,730.00	\$2,730.00	\$2,730.00	\$2,730.00	\$117,270.00
391001	Servicios funerarios y de cementerios	\$120,000.00	\$0.00	\$120,000.00	\$2,730.00	\$2,730.00	\$2,730.00	\$2,730.00	\$117,270.00
392000	Impuestos y derechos	\$7,491,836.00	\$32,010.21	\$7,523,846.21	\$1,133,633.09	\$1,133,633.09	\$1,133,633.09	\$1,133,633.09	\$6,390,213.12
392005	Pago de otros impuestos	\$51,836.00	\$32,010.21	\$83,846.21	\$27,940.09	\$27,940.09	\$27,940.09	\$27,940.09	\$55,906.12
392006	Pago de derechos	\$7,440,000.00	\$0.00	\$7,440,000.00	\$1,105,693.00	\$1,105,693.00	\$1,105,693.00	\$1,105,693.00	\$6,334,307.00
394000	Sentencias y resoluciones por autoridad competente	\$0.00	\$1,792,894.23	\$1,792,894.23	\$2,242,671.12	\$2,242,671.12	\$2,242,671.12	\$2,242,671.12	-\$449,776.89
394001	Gastos Derivados de una Resolución Judicial	\$0.00	\$1,792,894.23	\$1,792,894.23	\$2,242,671.12	\$2,242,671.12	\$2,242,671.12	\$2,242,671.12	-\$449,776.89
400000	TRANSFERENCIAS, ASIGNACIONES, SUBSIDIOS Y	\$699,000.00	\$0.00	\$699,000.00	\$572,952.00	\$572,952.00	\$572,952.00	\$572,952.00	\$126,048.00
450000	Pensiones y Jubilaciones	\$699,000.00	\$0.00	\$699,000.00	\$572,952.00	\$572,952.00	\$572,952.00	\$572,952.00	\$126,048.00
451000	Pensiones	\$699,000.00	\$0.00	\$699,000.00	\$572,952.00	\$572,952.00	\$572,952.00	\$572,952.00	\$126,048.00
451001	Pensiones	\$699,000.00	\$0.00	\$699,000.00	\$572,952.00	\$572,952.00	\$572,952.00	\$572,952.00	\$126,048.00
500000	BIENES MUEBLES, INMUEBLES E INTANGIBLES	\$261,970.96	\$880,104.86	\$1,052,075.82	\$1,124,141.71	\$1,124,141.71	\$1,124,141.71	\$1,124,141.71	-\$72,066.89
510000	Mobiliario y equipo de administración	\$136,374.96	\$48,363.48	\$184,738.44	\$154,508.42	\$154,508.42	\$154,508.42	\$154,508.42	\$30,230.02
511000	Muebles de oficina y estantería	\$23,079.00	\$0.00	\$23,079.00	\$0.00	\$0.00	\$0.00	\$0.00	\$23,079.00
511001	Muebles de oficina y estantería	\$23,079.00	\$0.00	\$23,079.00	\$0.00	\$0.00	\$0.00	\$0.00	\$23,079.00
515000	Equipo de cómputo y de tecnología de la información	\$113,295.96	\$48,363.48	\$161,659.44	\$154,508.42	\$154,508.42	\$154,508.42	\$154,508.42	\$7,151.02
515001	Bienes informáticos	\$113,295.96	\$48,363.48	\$161,659.44	\$154,508.42	\$154,508.42	\$154,508.42	\$154,508.42	\$7,151.02
520000	Mobiliario y equipo educacional y recreativo	\$6,796.00	\$6,374.97	\$13,170.97	\$8,500.00	\$8,500.00	\$8,500.00	\$8,500.00	\$4,670.97
521000	Equipos y aparatos audiovisuales	\$6,796.00	\$0.00	\$6,796.00	\$0.00	\$0.00	\$0.00	\$0.00	\$6,796.00
521001	Equipos y aparatos audiovisuales	\$6,796.00	\$0.00	\$6,796.00	\$0.00	\$0.00	\$0.00	\$0.00	\$6,796.00
523000	Cámaras fotográficas y de video	\$0.00	\$6,374.97	\$6,374.97	\$8,500.00	\$8,500.00	\$8,500.00	\$8,500.00	-\$2,125.03
523001	Cámaras fotográficas y de video	\$0.00	\$6,374.97	\$6,374.97	\$8,500.00	\$8,500.00	\$8,500.00	\$8,500.00	-\$2,125.03
530000	Equipo e instrumental médico y de laboratorio	\$0.00	\$21,750.03	\$21,750.03	\$29,000.00	\$29,000.00	\$29,000.00	\$29,000.00	-\$7,249.97
531000	Equipo médico y de laboratorio	\$0.00	\$21,750.03	\$21,750.03	\$29,000.00	\$29,000.00	\$29,000.00	\$29,000.00	-\$7,249.97
531001	Equipo médico y de laboratorio	\$0.00	\$21,750.03	\$21,750.03	\$29,000.00	\$29,000.00	\$29,000.00	\$29,000.00	-\$7,249.97
540000	Vehículos y equipo de transporte	\$65,800.00	\$427,952.79	\$493,752.79	\$605,245.07	\$605,245.07	\$605,245.07	\$605,245.07	-\$111,492.28
541000	Vehículos y equipo terrestre	\$0.00	\$420,258.15	\$420,258.15	\$560,344.20	\$560,344.20	\$560,344.20	\$560,344.20	-\$140,086.05
541001	Vehículos y Equipo Terrestre	\$0.00	\$420,258.15	\$420,258.15	\$560,344.20	\$560,344.20	\$560,344.20	\$560,344.20	-\$140,086.05
549000	Otros equipos de transporte	\$65,800.00	\$7,694.64	\$73,494.64	\$44,900.87	\$44,900.87	\$44,900.87	\$44,900.87	\$28,593.77
549001	Otros equipos de transporte	\$65,800.00	\$7,694.64	\$73,494.64	\$44,900.87	\$44,900.87	\$44,900.87	\$44,900.87	\$28,593.77
560000	Maquinaria, otros equipos y herramientas	\$30,008.00	\$295,663.59	\$325,671.59	\$326,888.22	\$326,888.22	\$326,888.22	\$326,888.22	-\$1,224.63
564000	Sistemas de aire acondicionado, calefacción y de refrigeración	\$0.00	\$13,887.27	\$13,887.27	\$18,516.38	\$18,516.38	\$18,516.38	\$18,516.38	-\$4,629.11



564001	Sistemas de aire acondicionado, calefacción y de refrigeración	\$0.00	\$13,887.27	\$13,887.27	\$18,516.38	\$18,516.38	\$18,516.38	\$18,516.38	\$18,516.38	-\$4,629.11
566000	Equipos de generación eléctrica, aparatos y accesorios eléctricos	\$0.00	\$23,922.45	\$23,922.45	\$31,896.55	\$31,896.55	\$31,896.55	\$31,896.55	\$31,896.55	-\$7,974.10
566001	Equipos de generación eléctrica, aparatos y accesorios eléctricos	\$0.00	\$23,922.45	\$23,922.45	\$31,896.55	\$31,896.55	\$31,896.55	\$31,896.55	\$31,896.55	-\$7,974.10
567000	Herramientas y máquinas-herramienta	\$30,000.00	\$204,270.12	\$234,270.12	\$205,031.33	\$205,031.33	\$205,031.33	\$205,031.33	\$205,031.33	\$26,238.79
567001	Herramientas y Máquinas-Herramientas	\$30,000.00	\$204,270.12	\$234,270.12	\$205,031.33	\$205,031.33	\$205,031.33	\$205,031.33	\$205,031.33	\$26,238.79
569000	Otros equipos	\$0.00	\$53,583.75	\$53,583.75	\$71,443.96	\$71,443.96	\$71,443.96	\$71,443.96	\$71,443.96	-\$17,860.21
569001	Otros equipos	\$0.00	\$53,583.75	\$53,583.75	\$71,443.96	\$71,443.96	\$71,443.96	\$71,443.96	\$71,443.96	-\$17,860.21
590000	Activos intangibles	\$13,000.00	\$0.00	\$13,000.00	\$0.00	\$0.00	\$0.00	\$0.00	\$0.00	\$13,000.00
597000	Licencias informáticas e intelectuales	\$13,000.00	\$0.00	\$13,000.00	\$0.00	\$0.00	\$0.00	\$0.00	\$0.00	\$13,000.00
597001	Licencias informáticas e intelectuales	\$13,000.00	\$0.00	\$13,000.00	\$0.00	\$0.00	\$0.00	\$0.00	\$0.00	\$13,000.00
600000	INVERSION PUBLICA	\$0.00	\$1,474,755.48	\$1,474,755.48	\$1,966,340.58	\$1,966,340.58	\$1,966,340.58	\$1,120,689.65	\$1,120,689.65	-\$491,585.10
630000	Proyectos productivos y acciones de fomento	\$0.00	\$1,474,755.48	\$1,474,755.48	\$1,966,340.58	\$1,966,340.58	\$1,966,340.58	\$1,120,689.65	\$1,120,689.65	-\$491,585.10
632000	Ejecución de proyectos productivos no incluidos en conceptos	\$0.00	\$1,474,755.48	\$1,474,755.48	\$1,966,340.58	\$1,966,340.58	\$1,966,340.58	\$1,120,689.65	\$1,120,689.65	-\$491,585.10
632001	Ejecución de proyectos productivos no incluidos en conceptos	\$0.00	\$1,474,755.48	\$1,474,755.48	\$1,966,340.58	\$1,966,340.58	\$1,966,340.58	\$1,120,689.65	\$1,120,689.65	-\$491,585.10
900000	DEUDA PUBLICA	\$72,178.02	\$0.00	\$72,178.02	\$0.00	\$0.00	\$0.00	\$0.00	\$0.00	\$72,178.02
990000	Adeudos de ejercicios fiscales anteriores (ADEFAS)	\$72,178.02	\$0.00	\$72,178.02	\$0.00	\$0.00	\$0.00	\$0.00	\$0.00	\$72,178.02
991000	ADEFAS	\$72,178.02	\$0.00	\$72,178.02	\$0.00	\$0.00	\$0.00	\$0.00	\$0.00	\$72,178.02
991001	Adeudos de ejercicios fiscales anteriores (ADEFAS)	\$72,178.02	\$0.00	\$72,178.02	\$0.00	\$0.00	\$0.00	\$0.00	\$0.00	\$72,178.02
INGRESOS PROPIOS		\$62,511,750.00	\$18,036,500.97	\$80,608,250.97	\$59,699,283.18	\$59,691,283.18	\$59,691,283.18	\$58,410,001.15	\$58,410,001.15	\$20,916,967.79

141 INGRESOS PROPIOS (REMANENTE)

200000	MATERIALES Y SUMINISTROS	\$0.00	\$1,725.03	\$1,725.03	\$2,300.00	\$2,300.00	\$2,300.00	\$2,300.00	\$2,300.00	-\$674.97
240000	Materiales y artículos de construcción y de reparación	\$0.00	\$1,725.03	\$1,725.03	\$2,300.00	\$2,300.00	\$2,300.00	\$2,300.00	\$2,300.00	-\$674.97
247000	Artículos metálicos para la construcción	\$0.00	\$1,725.03	\$1,725.03	\$2,300.00	\$2,300.00	\$2,300.00	\$2,300.00	\$2,300.00	-\$674.97
247001	Artículos metálicos para la construcción	\$0.00	\$1,725.03	\$1,725.03	\$2,300.00	\$2,300.00	\$2,300.00	\$2,300.00	\$2,300.00	-\$674.97
300000	SERVICIOS GENERALES	\$0.00	\$810,000.00	\$810,000.00	\$100,657.51	\$100,657.51	\$100,657.51	\$100,657.51	\$100,657.51	\$709,342.49
350000	Servicios de instalación, reparación, mantenimiento y	\$0.00	\$810,000.00	\$810,000.00	\$100,657.51	\$100,657.51	\$100,657.51	\$100,657.51	\$100,657.51	\$709,342.49
357000	Instalación, reparación y mantenimiento de maquinaria, otros equipos	\$0.00	\$810,000.00	\$810,000.00	\$100,657.51	\$100,657.51	\$100,657.51	\$100,657.51	\$100,657.51	\$709,342.49
357002	Mantenimiento e instalación de Equipos y Herramientas para	\$0.00	\$810,000.00	\$810,000.00	\$100,657.51	\$100,657.51	\$100,657.51	\$100,657.51	\$100,657.51	\$709,342.49
500000	BIENES MUEBLES, INMUEBLES E INTANGIBLES	\$0.00	\$3,301,875.00	\$3,301,875.00	\$4,401,500.00	\$4,401,500.00	\$4,401,500.00	\$4,401,500.00	\$4,401,500.00	-\$1,099,625.00
540000	Vehículos y equipo de transporte	\$0.00	\$3,237,000.03	\$3,237,000.03	\$4,315,000.00	\$4,315,000.00	\$4,315,000.00	\$4,315,000.00	\$4,315,000.00	-\$1,077,999.97
541000	Vehículos y equipo terrestre	\$0.00	\$3,237,000.03	\$3,237,000.03	\$4,315,000.00	\$4,315,000.00	\$4,315,000.00	\$4,315,000.00	\$4,315,000.00	-\$1,077,999.97
541001	Vehículos y Equipo Terrestre	\$0.00	\$3,237,000.03	\$3,237,000.03	\$4,315,000.00	\$4,315,000.00	\$4,315,000.00	\$4,315,000.00	\$4,315,000.00	-\$1,077,999.97
560000	Maquinaria, otros equipos y herramientas	\$0.00	\$64,874.97	\$64,874.97	\$86,500.00	\$86,500.00	\$86,500.00	\$86,500.00	\$86,500.00	-\$21,625.03
567000	Herramientas y máquinas-herramienta	\$0.00	\$64,874.97	\$64,874.97	\$86,500.00	\$86,500.00	\$86,500.00	\$86,500.00	\$86,500.00	-\$21,625.03
567001	Herramientas y Máquinas-Herramientas	\$0.00	\$64,874.97	\$64,874.97	\$86,500.00	\$86,500.00	\$86,500.00	\$86,500.00	\$86,500.00	-\$21,625.03
600000	INVERSION PUBLICA	\$0.00	\$846,551.72	\$846,551.72	\$862,068.97	\$862,068.97	\$862,068.97	\$862,068.97	\$862,068.97	-\$215,517.25
630000	Proyectos productivos y acciones de fomento	\$0.00	\$846,551.72	\$846,551.72	\$862,068.97	\$862,068.97	\$862,068.97	\$862,068.97	\$862,068.97	-\$215,517.25
632000	Ejecución de proyectos productivos no incluidos en conceptos	\$0.00	\$846,551.72	\$846,551.72	\$862,068.97	\$862,068.97	\$862,068.97	\$862,068.97	\$862,068.97	-\$215,517.25
632001	Ejecución de proyectos productivos no incluidos en conceptos	\$0.00	\$846,551.72	\$846,551.72	\$862,068.97	\$862,068.97	\$862,068.97	\$862,068.97	\$862,068.97	-\$215,517.25
INGRESOS PROPIOS (REMANENTE)		\$0.00	\$4,760,151.75	\$4,760,151.75	\$5,366,526.48	\$5,366,526.48	\$5,366,526.48	\$5,366,526.48	\$5,366,526.48	-\$606,374.73

300000	SERVICIOS GENERALES	\$0.00	\$571,966.47	\$571,966.47	\$762,622.00	\$762,622.00	\$762,622.00	\$762,622.00	-\$190,655.53
390000	Otros servicios generales	\$0.00	\$571,966.47	\$571,966.47	\$762,622.00	\$762,622.00	\$762,622.00	\$762,622.00	-\$190,655.53
392000	Impuestos y derechos	\$0.00	\$571,966.47	\$571,966.47	\$762,622.00	\$762,622.00	\$762,622.00	\$762,622.00	-\$190,655.53
392006	Pago de derechos	\$0.00	\$571,966.47	\$571,966.47	\$762,622.00	\$762,622.00	\$762,622.00	\$762,622.00	-\$190,655.53
SUBSIDIO		\$0.00	\$571,966.47	\$571,966.47	\$762,622.00	\$762,622.00	\$762,622.00	\$762,622.00	-\$190,655.53

271 DEVOLUCION DE IVA


200000	MATERIALES Y SUMINISTROS	\$0.00	\$282,155.22	\$282,155.22	\$282,659.98	\$282,659.98	\$282,659.98	\$282,659.98	-\$504.76
240000	Materiales y artículos de construcción y de reparación	\$0.00	\$282,155.22	\$282,155.22	\$282,659.98	\$282,659.98	\$282,659.98	\$282,659.98	-\$504.76
249000	Otros materiales y artículos de construcción y reparación	\$0.00	\$282,155.22	\$282,155.22	\$282,659.98	\$282,659.98	\$282,659.98	\$282,659.98	-\$504.76
249001	Otros materiales y artículos de construcción y reparación	\$0.00	\$282,155.22	\$282,155.22	\$282,659.98	\$282,659.98	\$282,659.98	\$282,659.98	-\$504.76
300000	SERVICIOS GENERALES	\$0.00	\$1,139,242.50	\$1,139,242.50	\$1,518,990.00	\$1,518,990.00	\$1,518,990.00	\$1,518,990.00	-\$379,747.50
390000	Otros servicios generales	\$0.00	\$1,139,242.50	\$1,139,242.50	\$1,518,990.00	\$1,518,990.00	\$1,518,990.00	\$1,518,990.00	-\$379,747.50
392000	Impuestos y derechos	\$0.00	\$1,139,242.50	\$1,139,242.50	\$1,518,990.00	\$1,518,990.00	\$1,518,990.00	\$1,518,990.00	-\$379,747.50
392008	Pago de derechos	\$0.00	\$1,139,242.50	\$1,139,242.50	\$1,518,990.00	\$1,518,990.00	\$1,518,990.00	\$1,518,990.00	-\$379,747.50
DEVOLUCION DE IVA		\$0.00	\$1,421,397.72	\$1,421,397.72	\$1,801,649.98	\$1,801,649.98	\$1,801,649.98	\$1,801,649.98	-\$380,252.26
Total Final		\$62,511,750.00	\$24,850,018.91	\$87,361,766.91	\$67,630,081.64	\$67,622,081.64	\$67,622,081.64	\$66,340,789.61	\$19,739,685.27

"Bajo protesta de decir verdad declaramos que las cifras contenidas en este estado financiero son veraces y contienen toda la información referente a la situación y los resultados de la Comisión de Agua y Alcantarillado del Municipio de Tulancingo de Bravo, afirmando ser legalmente responsables de la autenticidad y veracidad de las mismas, y asimismo asumimos la responsabilidad derivada de cualquier declaración en falso sobre las mismas"

LUIS ENRIQUE HIDALGO HERNANDEZ
DIRECTOR GENERAL


MTRA CLAUDIA LETICIA ALTAMIRA MENDOZA
DIRECTORA DEL DESPACHO DE LOS ASUNTOS DE LA DIRECCIÓN

LIC. JUAN CARLOS LARA ARROYO
COMISARIO




Comisión de Agua y Alcantarillado del Municipio de Tulancingo de Bravo, Hidalgo
ESTADO DE HIDALGO
Estado Analítico del Ejercicio del Presupuesto de Egresos Clasificación por Fuente de Financiamiento Del 01/ene./2021 Al
31/ago./2021

Ejercicio del Presupuesto		Egresos Aprobado Al 31/12/2021	Ampliaciones / (Reducciones)	Egresos Modificado	Egresos Comprometido	Egresos Devengado	Egresos Ejercido	Egresos Pagado	Subejercicio
140	INGRESOS PROPIOS								
100000	SERVICIOS PERSONALES	\$24,045,088.69	\$1,330,937.36	\$25,376,026.05	\$15,652,789.39	\$15,652,789.39	\$15,652,789.39	\$15,652,789.39	\$9,723,236.66
110000	Remuneraciones al personal de carácter permanente	\$18,528,550.09	\$420,115.28	\$18,948,665.37	\$13,023,171.00	\$13,023,171.00	\$13,023,171.00	\$13,023,171.00	\$5,925,494.37
113000	Sueldos base al personal permanente	\$18,528,550.09	\$420,115.28	\$18,948,665.37	\$13,023,171.00	\$13,023,171.00	\$13,023,171.00	\$13,023,171.00	\$5,925,494.37
113001	Sueldos	\$18,528,550.09	\$420,115.28	\$18,948,665.37	\$13,023,171.00	\$13,023,171.00	\$13,023,171.00	\$13,023,171.00	\$5,925,494.37
120000	Remuneraciones al personal de carácter transitorio	\$1,506,565.00	\$635,628.00	\$2,142,193.00	\$1,947,793.00	\$1,947,793.00	\$1,947,793.00	\$1,947,793.00	\$194,400.00
122000	Sueldos base al personal eventual	\$1,506,565.00	\$635,628.00	\$2,142,193.00	\$1,947,793.00	\$1,947,793.00	\$1,947,793.00	\$1,947,793.00	\$194,400.00
122001	Sueldo Base a Personal Eventual	\$1,506,565.00	\$635,628.00	\$2,142,193.00	\$1,947,793.00	\$1,947,793.00	\$1,947,793.00	\$1,947,793.00	\$194,400.00
130000	Remuneraciones adicionales y especiales	\$3,549,189.79	\$6,666.72	\$3,555,856.51	\$161,457.00	\$161,457.00	\$161,457.00	\$161,457.00	\$3,394,399.51
132000	Primas de vacaciones, dominical y gratificación de fin de año	\$3,549,189.79	\$6,666.72	\$3,555,856.51	\$161,457.00	\$161,457.00	\$161,457.00	\$161,457.00	\$3,379,399.51
132001	Prima de Vacaciones y Dominical	\$339,886.33	\$6,666.72	\$346,553.05	\$161,457.00	\$161,457.00	\$161,457.00	\$161,457.00	\$185,096.05
132002	Gratificación Anual	\$3,194,303.46	\$0.00	\$3,194,303.46	\$0.00	\$0.00	\$0.00	\$0.00	\$3,194,303.46
133000	Horas extraordinarias	\$15,000.00	\$0.00	\$15,000.00	\$0.00	\$0.00	\$0.00	\$0.00	\$15,000.00
133001	Horas extras	\$15,000.00	\$0.00	\$15,000.00	\$0.00	\$0.00	\$0.00	\$0.00	\$15,000.00
160000	Otras prestaciones sociales y económicas	\$460,783.81	\$268,527.36	\$729,311.17	\$520,368.39	\$520,368.39	\$520,368.39	\$520,368.39	\$208,942.78
162000	Indemnizaciones	\$160,000.00	\$13,333.36	\$173,333.36	\$23,566.02	\$23,566.02	\$23,566.02	\$23,566.02	\$149,767.34
162001	Indemnizaciones	\$160,000.00	\$13,333.36	\$173,333.36	\$23,566.02	\$23,566.02	\$23,566.02	\$23,566.02	\$149,767.34
169000	Otras prestaciones sociales y económicas	\$300,783.81	\$255,194.00	\$555,977.81	\$496,802.37	\$496,802.37	\$496,802.37	\$496,802.37	\$59,175.44
169002	Otras Prestaciones	\$300,783.81	\$255,194.00	\$555,977.81	\$496,802.37	\$496,802.37	\$496,802.37	\$496,802.37	\$59,175.44
200000	MATERIALES Y SUMINISTROS	\$5,091,418.78	\$2,221,701.84	\$7,313,120.62	\$5,631,621.86	\$5,623,621.86	\$5,623,621.86	\$5,623,621.86	\$1,689,498.76
210000	Materiales de administración, emisión de documentos y artículos	\$428,852.16	\$327,722.96	\$756,575.12	\$572,652.39	\$572,652.39	\$572,652.39	\$572,652.39	\$183,922.73
211000	Materiales, útiles y equipos menores de oficina	\$171,185.26	\$171,120.96	\$342,306.22	\$348,331.68	\$348,331.68	\$348,331.68	\$348,331.68	-\$6,025.46
211001	Material de Oficina	\$171,185.26	\$167,120.96	\$338,306.22	\$348,331.68	\$348,331.68	\$348,331.68	\$348,331.68	-\$10,025.46
211002	Gastos de Oficina	\$0.00	\$4,000.00	\$4,000.00	\$0.00	\$0.00	\$0.00	\$0.00	\$4,000.00
212000	Materiales y útiles de impresión y reproducción	\$150,505.19	\$666.64	\$151,171.83	\$38,382.64	\$38,382.64	\$38,382.64	\$38,382.64	\$112,789.19
212001	Materiales y Útiles de Impresión	\$150,505.19	\$666.64	\$151,171.83	\$38,382.64	\$38,382.64	\$38,382.64	\$38,382.64	\$112,789.19
214000	Materiales, útiles y equipos menores de tecnologías de la	\$38,678.00	\$37,387.36	\$76,065.36	\$48,582.56	\$48,582.56	\$48,582.56	\$48,582.56	\$27,482.80
214001	Material para Bienes Informáticos	\$38,428.00	\$24,054.00	\$62,482.00	\$48,582.56	\$48,582.56	\$48,582.56	\$48,582.56	\$13,899.44
214002	Materiales de Grabación	\$250.00	\$13,333.36	\$13,583.36	\$0.00	\$0.00	\$0.00	\$0.00	\$13,583.36
215000	Material impreso e información digital	\$36,908.05	\$11,650.64	\$48,558.69	\$17,476.00	\$17,476.00	\$17,476.00	\$17,476.00	\$31,082.69
215001	Suscripciones a Publicaciones y Periódicos	\$36,908.05	\$11,650.64	\$48,558.69	\$17,476.00	\$17,476.00	\$17,476.00	\$17,476.00	\$31,082.69
216000	Material de limpieza	\$25,840.52	\$103,764.00	\$129,604.52	\$115,179.51	\$115,179.51	\$115,179.51	\$115,179.51	\$14,425.01
216001	Material de Limpieza	\$25,840.52	\$103,764.00	\$129,604.52	\$115,179.51	\$115,179.51	\$115,179.51	\$115,179.51	\$14,425.01
217000	Materiales y útiles de enseñanza	\$3,650.00	\$0.00	\$3,650.00	\$0.00	\$0.00	\$0.00	\$0.00	\$3,650.00
217001	Material Didáctico	\$3,650.00	\$0.00	\$3,650.00	\$0.00	\$0.00	\$0.00	\$0.00	\$3,650.00



218000	Materiales para el registro e identificación de bienes y personas	\$2,085.14	\$3,133.36	\$5,218.50	\$4,700.00	\$4,700.00	\$4,700.00	\$4,700.00	\$4,700.00	\$518.50
218002	Identificadores e iconos de señalización	\$2,085.14	\$3,133.36	\$5,218.50	\$4,700.00	\$4,700.00	\$4,700.00	\$4,700.00	\$4,700.00	\$518.50
220000	Alimentos y utensilios	\$16,778.07	\$38,382.64	\$55,160.71	\$27,362.43	\$27,362.43	\$27,362.43	\$27,362.43	\$27,362.43	\$27,798.28
221000	Productos alimenticios para personas	\$16,778.07	\$38,382.64	\$55,160.71	\$27,362.43	\$27,362.43	\$27,362.43	\$27,362.43	\$27,362.43	\$27,798.28
221001	Alimentación de Personas	\$16,778.07	\$38,382.64	\$55,160.71	\$27,362.43	\$27,362.43	\$27,362.43	\$27,362.43	\$27,362.43	\$27,798.28
230000	Materias primas y materiales de producción y comercialización	\$71,150.22	\$36,333.36	\$107,483.58	\$68,233.25	\$68,233.25	\$68,233.25	\$68,233.25	\$68,233.25	\$39,250.33
234000	Combustibles, lubricantes, aditivos, carbón y sus derivados	\$71,150.22	\$36,333.36	\$107,483.58	\$68,233.25	\$68,233.25	\$68,233.25	\$68,233.25	\$68,233.25	\$39,250.33
234001	Combustibles, lubricantes y aditivos,	\$71,150.22	\$36,333.36	\$107,483.58	\$68,233.25	\$68,233.25	\$68,233.25	\$68,233.25	\$68,233.25	\$39,250.33
240000	Materiales y artículos de construcción y de reparación	\$1,573,987.13	\$495,881.60	\$2,069,868.73	\$1,629,486.53	\$1,621,486.53	\$1,621,486.53	\$1,621,486.53	\$1,621,486.53	\$448,382.20
241000	Productos minerales no metálicos	\$173,096.90	\$79,999.92	\$253,096.82	\$231,250.75	\$231,250.75	\$231,250.75	\$231,250.75	\$231,250.75	\$21,846.07
241001	Productos minerales no metálicos	\$173,096.90	\$79,999.92	\$253,096.82	\$231,250.75	\$231,250.75	\$231,250.75	\$231,250.75	\$231,250.75	\$21,846.07
242000	Cemento y productos de concreto	\$362,489.70	\$5,758.64	\$368,248.34	\$301,703.45	\$301,703.45	\$301,703.45	\$301,703.45	\$301,703.45	\$66,544.89
242001	Cemento y productos de concreto	\$362,489.70	\$5,758.64	\$368,248.34	\$301,703.45	\$301,703.45	\$301,703.45	\$301,703.45	\$301,703.45	\$66,544.89
243000	Cal, yeso y productos de yeso	\$9,405.16	\$15,652.88	\$25,058.04	\$10,358.64	\$10,358.64	\$10,358.64	\$10,358.64	\$10,358.64	\$14,699.40
243001	Cal, yeso y productos de yeso	\$9,405.16	\$15,652.88	\$25,058.04	\$10,358.64	\$10,358.64	\$10,358.64	\$10,358.64	\$10,358.64	\$14,699.40
244000	Madera y productos de madera	\$29,977.88	\$0.00	\$29,977.88	\$3,598.00	\$3,598.00	\$3,598.00	\$3,598.00	\$3,598.00	\$26,379.88
244001	Madera y productos de madera	\$29,977.88	\$0.00	\$29,977.88	\$3,598.00	\$3,598.00	\$3,598.00	\$3,598.00	\$3,598.00	\$26,379.88
246000	Materiales eléctrico y electrónico	\$19,912.00	\$8,821.12	\$28,733.12	\$7,202.90	\$7,202.90	\$7,202.90	\$7,202.90	\$7,202.90	\$21,530.22
246001	Materiales Eléctrico	\$19,912.00	\$8,390.08	\$28,302.08	\$6,556.30	\$6,556.30	\$6,556.30	\$6,556.30	\$6,556.30	\$19,745.78
246002	Materiales Electrónico	\$0.00	\$2,431.04	\$2,431.04	\$646.60	\$646.60	\$646.60	\$646.60	\$646.60	\$1,784.44
247000	Artículos metálicos para la construcción	\$104,414.38	\$135,680.72	\$240,095.10	\$241,744.07	\$233,744.07	\$233,744.07	\$233,744.07	\$233,744.07	\$6,351.03
247001	Artículos metálicos para la construcción	\$104,414.38	\$135,680.72	\$240,095.10	\$241,744.07	\$233,744.07	\$233,744.07	\$233,744.07	\$233,744.07	\$6,351.03
248000	Materiales complementarios	\$0.00	\$7,739.28	\$7,739.28	\$11,603.00	\$11,603.00	\$11,603.00	\$11,603.00	\$11,603.00	-\$3,863.72
248001	Materiales complementarios	\$0.00	\$7,739.28	\$7,739.28	\$11,603.00	\$11,603.00	\$11,603.00	\$11,603.00	\$11,603.00	-\$3,863.72
249000	Otros materiales y artículos de construcción y reparación	\$874,691.11	\$242,229.04	\$1,116,920.15	\$822,025.72	\$822,025.72	\$822,025.72	\$822,025.72	\$822,025.72	\$294,894.43
249001	Otros materiales y artículos de construcción y reparación	\$874,691.11	\$242,229.04	\$1,116,920.15	\$822,025.72	\$822,025.72	\$822,025.72	\$822,025.72	\$822,025.72	\$294,894.43
250000	Productos químicos, farmacéuticos y de laboratorio	\$720,768.41	\$14,496.08	\$735,264.49	\$500,419.16	\$500,419.16	\$500,419.16	\$500,419.16	\$500,419.16	\$234,845.33
252000	Fertilizantes, pesticidas y otros agroquímicos	\$0.00	\$22.48	\$22.48	\$33.76	\$33.76	\$33.76	\$33.76	\$33.76	-\$11.28
252001	Plaguicidas, Abonos y Fertilizantes	\$0.00	\$22.48	\$22.48	\$33.76	\$33.76	\$33.76	\$33.76	\$33.76	-\$11.28
254000	Materiales, accesorios y suministros médicos	\$0.00	\$183.92	\$183.92	\$275.86	\$275.86	\$275.86	\$275.86	\$275.86	-\$91.94
254001	Materiales y Suministros Médicos	\$0.00	\$183.92	\$183.92	\$275.86	\$275.86	\$275.86	\$275.86	\$275.86	-\$91.94
255000	Materiales, accesorios y suministros de laboratorio	\$0.00	\$689.68	\$689.68	\$1,034.49	\$1,034.49	\$1,034.49	\$1,034.49	\$1,034.49	-\$344.81
255001	Materiales y Suministros de Laboratorio	\$0.00	\$689.68	\$689.68	\$1,034.49	\$1,034.49	\$1,034.49	\$1,034.49	\$1,034.49	-\$344.81
256000	Fibras sintéticas, hules, plásticos y derivados	\$90.52	\$266.64	\$357.16	\$400.00	\$400.00	\$400.00	\$400.00	\$400.00	-\$42.84
256001	Fibras sintéticas, hules, plásticos y derivados	\$90.52	\$266.64	\$357.16	\$400.00	\$400.00	\$400.00	\$400.00	\$400.00	-\$42.84
259000	Otros productos químicos	\$720,677.89	\$13,333.36	\$734,011.25	\$498,675.05	\$498,675.05	\$498,675.05	\$498,675.05	\$498,675.05	\$235,336.20
259001	Otros productos químicos	\$720,677.89	\$13,333.36	\$734,011.25	\$498,675.05	\$498,675.05	\$498,675.05	\$498,675.05	\$498,675.05	\$235,336.20
260000	Combustibles, lubricantes y aditivos	\$1,584,704.17	\$651,461.92	\$2,236,166.09	\$1,726,802.12	\$1,726,802.12	\$1,726,802.12	\$1,726,802.12	\$1,726,802.12	\$509,363.97
261000	Combustibles, lubricantes y aditivos	\$1,584,704.17	\$651,461.92	\$2,236,166.09	\$1,726,802.12	\$1,726,802.12	\$1,726,802.12	\$1,726,802.12	\$1,726,802.12	\$509,363.97
261001	Combustibles y Lubricantes vehículos y equipos terrestres	\$1,584,704.17	\$650,128.56	\$2,234,832.73	\$1,726,802.12	\$1,726,802.12	\$1,726,802.12	\$1,726,802.12	\$1,726,802.12	\$508,030.61
261002	Combustibles y Lubricantes vehículos aéreos	\$0.00	\$1,333.36	\$1,333.36	\$0.00	\$0.00	\$0.00	\$0.00	\$0.00	\$1,333.36
270000	Vestuario, blancos, prendas de protección y artículos deportivos	\$107,709.24	\$169,546.08	\$277,255.32	\$239,109.79	\$239,109.79	\$239,109.79	\$239,109.79	\$239,109.79	\$38,145.53




Handwritten signatures and initials are present at the bottom of the page, including a large signature on the left and another signature on the right, both appearing to be in blue ink.


271000	Vestuario y uniformes	\$0.00	\$123,733.36	\$123,733.36	\$150,884.00	\$150,884.00	\$150,884.00	\$150,884.00	\$150,884.00	-\$27,150.64
271001	Vestuario, Uniformes	\$0.00	\$123,733.36	\$123,733.36	\$150,884.00	\$150,884.00	\$150,884.00	\$150,884.00	\$150,884.00	-\$27,150.64
272000	Prendas de seguridad y protección personal	\$107,709.24	\$45,812.72	\$153,521.96	\$88,225.79	\$88,225.79	\$88,225.79	\$88,225.79	\$88,225.79	\$65,286.17
272001	Prendas de Protección	\$107,709.24	\$45,812.72	\$153,521.96	\$88,225.79	\$88,225.79	\$88,225.79	\$88,225.79	\$88,225.79	\$65,286.17
290000	Herramientas, refacciones y accesorios menores	\$587,469.38	\$487,877.20	\$1,075,346.58	\$867,556.19	\$867,556.19	\$867,556.19	\$867,556.19	\$867,556.19	\$207,790.39
291000	Herramientas menores	\$89,865.77	\$75,322.48	\$165,188.25	\$151,331.28	\$151,331.28	\$151,331.28	\$151,331.28	\$151,331.28	\$13,856.97
291001	Herramientas Menores	\$89,865.77	\$75,322.48	\$165,188.25	\$151,331.28	\$151,331.28	\$151,331.28	\$151,331.28	\$151,331.28	\$13,856.97
292000	Refacciones y accesorios menores de edificios	\$5,443.07	\$2,081.28	\$7,524.35	\$4,985.61	\$4,985.61	\$4,985.61	\$4,985.61	\$4,985.61	\$2,538.74
292001	Refacciones y accesorios menores de edificios	\$5,443.07	\$2,081.28	\$7,524.35	\$4,985.61	\$4,985.61	\$4,985.61	\$4,985.61	\$4,985.61	\$2,538.74
294000	Refacciones y accesorios menores de equipo de cómputo y	\$7,925.00	\$60,265.28	\$68,190.28	\$45,851.33	\$45,851.33	\$45,851.33	\$45,851.33	\$45,851.33	\$22,338.95
294001	Refacciones y accesorios menores de equipo de cómputo y	\$7,925.00	\$60,265.28	\$68,190.28	\$45,851.33	\$45,851.33	\$45,851.33	\$45,851.33	\$45,851.33	\$22,338.95
296000	Refacciones y accesorios menores de equipo de transporte	\$379,781.76	\$196,557.52	\$576,339.28	\$470,979.92	\$470,979.92	\$470,979.92	\$470,979.92	\$470,979.92	\$105,359.36
296001	Refacciones	\$379,781.76	\$196,557.52	\$576,339.28	\$470,979.92	\$470,979.92	\$470,979.92	\$470,979.92	\$470,979.92	\$105,359.36
298000	Refacciones y accesorios menores de maquinaria y otros equipos	\$104,453.78	\$115,119.60	\$219,573.38	\$146,466.55	\$146,466.55	\$146,466.55	\$146,466.55	\$146,466.55	\$73,106.83
298001	Refacciones y accesorios menores de maquinaria y otros equipos	\$104,453.78	\$115,119.60	\$219,573.38	\$146,466.55	\$146,466.55	\$146,466.55	\$146,466.55	\$146,466.55	\$73,106.83
299000	Refacciones y accesorios menores otros bienes muebles	\$0.00	\$38,531.04	\$38,531.04	\$47,941.50	\$47,941.50	\$47,941.50	\$47,941.50	\$47,941.50	-\$9,410.46
299001	Refacciones y accesorios menores otros bienes muebles	\$0.00	\$38,531.04	\$38,531.04	\$47,941.50	\$47,941.50	\$47,941.50	\$47,941.50	\$47,941.50	-\$9,410.46
300000	SERVICIOS GENERALES	\$32,352,093.55	\$10,611,041.36	\$42,863,134.91	\$29,033,850.50	\$29,033,850.50	\$29,033,850.50	\$29,033,850.50	\$29,033,850.50	\$13,829,284.41
310000	Servicios básicos	\$20,098,725.87	\$4,021,227.68	\$24,117,953.35	\$20,453,769.99	\$20,453,769.99	\$20,453,769.99	\$20,453,769.99	\$20,453,769.99	\$3,664,183.36
311000	Energía eléctrica	\$20,000,000.00	\$4,000,065.44	\$24,000,065.44	\$20,408,604.01	\$20,408,604.01	\$20,408,604.01	\$20,408,604.01	\$20,408,604.01	\$3,591,461.43
311001	Servicio de Energía Eléctrica	\$20,000,000.00	\$4,000,065.44	\$24,000,065.44	\$20,408,604.01	\$20,408,604.01	\$20,408,604.01	\$20,408,604.01	\$20,408,604.01	\$3,591,461.43
312000	Gas	\$69,725.67	\$333.36	\$70,059.03	\$17,427.67	\$17,427.67	\$17,427.67	\$17,427.67	\$17,427.67	\$52,631.36
312001	Gas	\$69,725.67	\$333.36	\$70,059.03	\$17,427.67	\$17,427.67	\$17,427.67	\$17,427.67	\$17,427.67	\$52,631.36
314000	Telefonía tradicional	\$26,500.00	\$7,614.24	\$34,114.24	\$18,212.25	\$18,212.25	\$18,212.25	\$18,212.25	\$18,212.25	\$15,901.99
314001	Servicio Telefónico Tradicional	\$26,500.00	\$7,614.24	\$34,114.24	\$18,212.25	\$18,212.25	\$18,212.25	\$18,212.25	\$18,212.25	\$15,901.99
315000	Telefonía celular	\$0.00	\$2,972.40	\$2,972.40	\$1,163.79	\$1,163.79	\$1,163.79	\$1,163.79	\$1,163.79	\$1,808.61
315001	Servicio de Telefonía Celular	\$0.00	\$2,972.40	\$2,972.40	\$1,163.79	\$1,163.79	\$1,163.79	\$1,163.79	\$1,163.79	\$1,808.61
317000	Servicios de acceso de Internet, redes y procesamiento de	\$0.00	\$9,766.72	\$9,766.72	\$7,649.00	\$7,649.00	\$7,649.00	\$7,649.00	\$7,649.00	\$2,117.72
317001	Servicios de Conducción de Señales Analógicas y Digitales	\$0.00	\$9,766.72	\$9,766.72	\$7,649.00	\$7,649.00	\$7,649.00	\$7,649.00	\$7,649.00	\$2,117.72
318000	Servicios postales y telegráficos	\$350.00	\$326.16	\$676.16	\$489.27	\$489.27	\$489.27	\$489.27	\$489.27	\$186.89
318001	Servicio Postal	\$350.00	\$326.16	\$676.16	\$489.27	\$489.27	\$489.27	\$489.27	\$489.27	\$186.89
319000	Servicios integrales y otros servicios	\$150.00	\$149.36	\$299.36	\$224.00	\$224.00	\$224.00	\$224.00	\$224.00	\$75.36
319001	Servicios integrales y otros servicios	\$150.00	\$149.36	\$299.36	\$224.00	\$224.00	\$224.00	\$224.00	\$224.00	\$75.36
320000	Servicios de arrendamiento	\$88,600.00	\$1,488,853.92	\$1,577,453.92	\$1,791,514.05	\$1,791,514.05	\$1,791,514.05	\$1,791,514.05	\$1,791,514.05	-\$214,060.13
325000	Arrendamiento de equipo de transporte	\$0.00	\$849,673.52	\$849,673.52	\$979,820.67	\$979,820.67	\$979,820.67	\$979,820.67	\$979,820.67	-\$130,147.15
325001	Servicios de arrendamiento de vehículos y equipo de transporte.	\$0.00	\$849,673.52	\$849,673.52	\$979,820.67	\$979,820.67	\$979,820.67	\$979,820.67	\$979,820.67	-\$130,147.15
326000	Arrendamiento de maquinaria, otros equipos y herramientas	\$68,000.00	\$601,333.36	\$669,333.36	\$770,526.14	\$770,526.14	\$770,526.14	\$770,526.14	\$770,526.14	-\$101,192.78
326001	Arrendamiento de Maquinaria y Equipo	\$68,000.00	\$601,333.36	\$669,333.36	\$770,526.14	\$770,526.14	\$770,526.14	\$770,526.14	\$770,526.14	-\$101,192.78
327000	Arrendamiento de activos intangibles	\$0.00	\$34,380.40	\$34,380.40	\$35,070.69	\$35,070.69	\$35,070.69	\$35,070.69	\$35,070.69	-\$690.29
327001	Arrendamiento de activos intangibles	\$0.00	\$34,380.40	\$34,380.40	\$35,070.69	\$35,070.69	\$35,070.69	\$35,070.69	\$35,070.69	-\$690.29
329000	Otros arrendamientos	\$20,600.00	\$3,466.64	\$24,066.64	\$6,096.55	\$6,096.55	\$6,096.55	\$6,096.55	\$6,096.55	\$17,970.09
329001	Otros arrendamientos	\$20,600.00	\$3,466.64	\$24,066.64	\$6,096.55	\$6,096.55	\$6,096.55	\$6,096.55	\$6,096.55	\$17,970.09
330000	Servicios profesionales, científicos, técnicos y otros servicios	\$1,511,220.12	\$1,511,024.32	\$3,022,244.44	\$1,450,482.70	\$1,450,482.70	\$1,450,482.70	\$1,450,482.70	\$1,350,869.61	\$1,571,761.74

DEPARTMENT OF FINANCE
 STATE OF CALIFORNIA
 SACRAMENTO, CALIFORNIA
 11/15/2017

331000	Servicios legales, de contabilidad, auditoría y relacionados	\$763,436.12	\$266,576.96	\$1,030,013.08	\$393,010.97	\$393,010.97	\$393,010.97	\$393,010.97	\$637,002.11
331001	Servicios legales	\$763,436.12	\$0.00	\$763,436.12	\$2,000.00	\$2,000.00	\$2,000.00	\$2,000.00	\$761,436.12
331002	Servicios de contabilidad, auditoría y servicios relacionados	\$0.00	\$266,576.96	\$266,576.96	\$391,010.97	\$391,010.97	\$391,010.97	\$391,010.97	-\$124,434.01
334000	Servicios de capacitación	\$81,010.00	\$28,826.56	\$109,836.56	\$49,000.00	\$49,000.00	\$49,000.00	\$49,000.00	\$60,836.56
334001	Capacitación	\$81,010.00	\$28,826.56	\$109,836.56	\$49,000.00	\$49,000.00	\$49,000.00	\$49,000.00	\$60,836.56
335000	Servicios de investigación científica y desarrollo	\$0.00	\$254,166.00	\$254,166.00	\$336,969.24	\$336,969.24	\$336,969.24	\$336,969.24	-\$92,803.24
335001	Servicios de investigación científica y desarrollo	\$0.00	\$254,166.00	\$254,166.00	\$336,969.24	\$336,969.24	\$336,969.24	\$336,969.24	-\$92,803.24
336000	Servicios de apoyo administrativo, fotocopiado e impresión	\$60,600.00	\$59,464.48	\$120,064.48	\$92,023.49	\$92,023.49	\$92,023.49	\$92,023.49	\$28,040.99
336001	Servicios de apoyo administrativo, fotocopiado e impresión	\$60,600.00	\$59,464.48	\$120,064.48	\$92,023.49	\$92,023.49	\$92,023.49	\$92,023.49	\$28,040.99
338000	Servicios de vigilancia	\$0.00	\$66,666.64	\$66,666.64	\$0.00	\$0.00	\$0.00	\$0.00	\$66,666.64
338001	Servicios de Vigilancia	\$0.00	\$66,666.64	\$66,666.64	\$0.00	\$0.00	\$0.00	\$0.00	\$66,666.64
339000	Servicios profesionales, científicos y técnicos Integrales	\$606,174.00	\$835,323.68	\$1,441,497.68	\$579,479.00	\$579,479.00	\$579,479.00	\$505,728.00	\$862,018.68
339001	Estudios e Investigaciones	\$290,000.00	\$0.00	\$290,000.00	\$19,920.00	\$19,920.00	\$19,920.00	\$19,920.00	\$270,080.00
339003	Prestación de Servicios Profesionales	\$316,174.00	\$835,323.68	\$1,151,497.68	\$559,559.00	\$559,559.00	\$559,559.00	\$485,808.00	\$591,938.68
340000	Servicios financieros, bancarios y comerciales	\$406,562.73	\$131,566.64	\$538,129.37	\$461,122.16	\$461,122.16	\$461,122.16	\$249,885.88	\$77,007.21
341000	Servicios financieros y bancarios	\$159,091.49	\$0.00	\$159,091.49	\$138,119.02	\$138,119.02	\$138,119.02	\$138,119.02	\$20,972.47
341001	Intereses, Descuentos, y otros Servicios Bancarios	\$159,091.49	\$0.00	\$159,091.49	\$138,119.02	\$138,119.02	\$138,119.02	\$138,119.02	\$20,972.47
345000	Seguro de bienes patrimoniales	\$226,966.24	\$131,566.64	\$358,532.88	\$323,003.14	\$323,003.14	\$323,003.14	\$111,766.86	\$35,529.74
345001	Seguros	\$226,966.24	\$131,566.64	\$358,532.88	\$323,003.14	\$323,003.14	\$323,003.14	\$111,766.86	\$35,529.74
347000	Fletes y maniobras	\$20,505.00	\$0.00	\$20,505.00	\$0.00	\$0.00	\$0.00	\$0.00	\$20,505.00
347001	Fletes y Maniobras	\$20,505.00	\$0.00	\$20,505.00	\$0.00	\$0.00	\$0.00	\$0.00	\$20,505.00
350000	Servicios de instalación, reparación, mantenimiento y	\$2,326,791.60	\$1,175,673.36	\$3,502,464.96	\$1,027,237.01	\$1,027,237.01	\$1,027,237.01	\$1,027,237.02	\$2,475,227.95
351000	Conservación y mantenimiento menor de inmuebles	\$25,403.40	\$84,713.44	\$110,116.84	\$144,421.61	\$144,421.61	\$144,421.61	\$144,421.62	-\$34,304.77
351001	Conservación y mantenimiento menor de inmuebles	\$25,403.40	\$84,713.44	\$110,116.84	\$144,421.61	\$144,421.61	\$144,421.61	\$144,421.62	-\$34,304.77
352000	Instalación, reparación y mantenimiento de mobiliario y equipo de	\$7,050.00	\$1,733.36	\$8,783.36	\$0.00	\$0.00	\$0.00	\$0.00	\$8,783.36
352002	Mantenimiento de Equipo y Aparatos de Comunicación y	\$7,050.00	\$1,733.36	\$8,783.36	\$0.00	\$0.00	\$0.00	\$0.00	\$8,783.36
353000	Instalación, reparación y mantenimiento de equipo de cómputo y	\$6,185.05	\$3,133.36	\$9,318.41	\$1,600.00	\$1,600.00	\$1,600.00	\$1,600.00	\$7,718.41
353001	Mantenimiento de bienes informáticos	\$6,185.05	\$3,133.36	\$9,318.41	\$1,600.00	\$1,600.00	\$1,600.00	\$1,600.00	\$7,718.41
354000	Instalación, reparación y mantenimiento de equipo e instrumental	\$0.00	\$603.20	\$603.20	\$904.80	\$904.80	\$904.80	\$904.80	-\$301.60
354001	Instalación, reparación y mantenimiento de equipo e instrumental	\$0.00	\$603.20	\$603.20	\$904.80	\$904.80	\$904.80	\$904.80	-\$301.60
355000	Reparación y mantenimiento de equipo de transporte	\$298,456.73	\$128,976.80	\$427,433.53	\$276,269.83	\$276,269.83	\$276,269.83	\$276,269.83	\$151,163.70
355001	Mantenimiento de Vehículos	\$298,456.73	\$128,976.80	\$427,433.53	\$276,269.83	\$276,269.83	\$276,269.83	\$276,269.83	\$151,163.70
357000	Instalación, reparación y mantenimiento de maquinaria, otros	\$1,889,696.42	\$766,513.28	\$2,656,209.70	\$515,580.77	\$515,580.77	\$515,580.77	\$515,580.77	\$2,230,628.93
357001	Mantenimiento de Maquinaria y Equipo	\$57,500.00	\$89,466.64	\$146,966.64	\$102,944.81	\$102,944.81	\$102,944.81	\$102,944.81	\$44,021.83
357002	Mantenimiento e Instalación de Equipos y Herramientas para	\$1,932,196.42	\$667,046.64	\$2,599,243.06	\$412,635.96	\$412,635.96	\$412,635.96	\$412,635.96	\$2,186,607.10
358000	Servicios de limpieza y manejo de desechos	\$0.00	\$199,999.92	\$199,999.92	\$88,460.00	\$88,460.00	\$88,460.00	\$88,460.00	\$111,539.92
358001	Servicio de limpieza y manejo de desechos	\$0.00	\$153,333.28	\$153,333.28	\$88,460.00	\$88,460.00	\$88,460.00	\$88,460.00	\$64,873.28
358002	Servicios de limpieza y manejo de desechos	\$0.00	\$46,666.64	\$46,666.64	\$0.00	\$0.00	\$0.00	\$0.00	\$46,666.64
360000	Servicios de comunicación social y publicidad	\$187,800.50	\$511,310.72	\$699,111.22	\$550,247.25	\$550,247.25	\$550,247.25	\$530,247.25	\$148,863.97
361000	Difusión por radio, televisión y otros medios de mensajes sobre	\$187,800.50	\$380,000.00	\$567,800.50	\$446,724.15	\$446,724.15	\$446,724.15	\$426,724.15	\$121,076.35
361001	Difusión de programas y actividades gubernamentales	\$187,800.50	\$380,000.00	\$567,800.50	\$446,724.15	\$446,724.15	\$446,724.15	\$426,724.15	\$121,076.35
362000	Difusión por radio, televisión y otros medios de mensajes	\$0.00	\$124,590.72	\$124,590.72	\$93,443.10	\$93,443.10	\$93,443.10	\$93,443.10	\$31,147.62
362001	Difusión por radio, televisión y otros medios de mensajes	\$0.00	\$124,590.72	\$124,590.72	\$93,443.10	\$93,443.10	\$93,443.10	\$93,443.10	\$31,147.62



363000	Servicios de creatividad, preproducción y producción de publicidad,	\$0.00	\$6,720.00	\$6,720.00	\$10,080.00	\$10,080.00	\$10,080.00	\$10,080.00	\$10,080.00	-\$3,360.00
363001	Servicios de creatividad, preproducción y producción de publicidad,	\$0.00	\$6,720.00	\$6,720.00	\$10,080.00	\$10,080.00	\$10,080.00	\$10,080.00	\$10,080.00	-\$3,360.00
370000	Servicios de traslado y viáticos	\$53,396.93	\$35,659.44	\$89,056.37	\$13,436.52	\$13,436.52	\$13,436.52	\$13,436.52	\$13,436.52	\$75,619.85
374000	Auto transporte	\$5,259.53	\$0.00	\$5,259.53	\$0.00	\$0.00	\$0.00	\$0.00	\$0.00	\$5,259.53
374001	Auto transporte	\$5,259.53	\$0.00	\$5,259.53	\$0.00	\$0.00	\$0.00	\$0.00	\$0.00	\$5,259.53
375000	Viáticos en el país	\$15,524.20	\$35,659.44	\$51,183.64	\$13,436.52	\$13,436.52	\$13,436.52	\$13,436.52	\$13,436.52	\$37,747.12
375001	Viáticos en el país	\$15,524.20	\$35,659.44	\$51,183.64	\$13,436.52	\$13,436.52	\$13,436.52	\$13,436.52	\$13,436.52	\$37,747.12
379000	Otros servicios de traslado y hospedaje	\$32,613.20	\$0.00	\$32,613.20	\$0.00	\$0.00	\$0.00	\$0.00	\$0.00	\$32,613.20
379001	Otros servicios de traslado y hospedaje	\$32,613.20	\$0.00	\$32,613.20	\$0.00	\$0.00	\$0.00	\$0.00	\$0.00	\$32,613.20
380000	Servicios oficiales	\$69,160.00	\$13,588.00	\$82,748.00	\$33,264.61	\$33,264.61	\$33,264.61	\$33,264.61	\$33,264.61	\$49,483.39
381000	Gastos de ceremonial	\$0.00	\$700.00	\$700.00	\$0.00	\$0.00	\$0.00	\$0.00	\$0.00	\$700.00
381001	Gastos de Ceremonial	\$0.00	\$700.00	\$700.00	\$0.00	\$0.00	\$0.00	\$0.00	\$0.00	\$700.00
382000	Gastos de orden social y cultural	\$69,160.00	\$12,888.00	\$82,048.00	\$33,264.61	\$33,264.61	\$33,264.61	\$33,264.61	\$33,264.61	\$48,783.39
382001	Gastos de orden social	\$23,560.00	\$12,888.00	\$36,448.00	\$33,264.61	\$33,264.61	\$33,264.61	\$33,264.61	\$33,264.61	\$3,183.39
382002	Eventos Culturales	\$45,600.00	\$0.00	\$45,600.00	\$0.00	\$0.00	\$0.00	\$0.00	\$0.00	\$45,600.00
390000	Otros servicios generales	\$7,611,836.00	\$1,822,137.28	\$9,233,973.28	\$3,252,776.21	\$3,252,776.21	\$3,252,776.21	\$3,252,776.21	\$3,252,776.21	\$5,981,197.07
391000	Servicios funerarios y de cementerios	\$120,000.00	\$0.00	\$120,000.00	\$2,730.00	\$2,730.00	\$2,730.00	\$2,730.00	\$2,730.00	\$117,270.00
391001	Servicios funerarios y de cementerios	\$120,000.00	\$0.00	\$120,000.00	\$2,730.00	\$2,730.00	\$2,730.00	\$2,730.00	\$2,730.00	\$117,270.00
392000	Impuestos y derechos	\$7,491,836.00	\$28,453.52	\$7,520,289.52	\$1,131,875.09	\$1,131,875.09	\$1,131,875.09	\$1,131,875.09	\$1,131,875.09	\$6,388,414.43
392005	Pago de otros impuestos	\$51,836.00	\$28,453.52	\$80,289.52	\$26,182.09	\$26,182.09	\$26,182.09	\$26,182.09	\$26,182.09	\$54,107.43
392006	Pago de derechos	\$7,440,000.00	\$0.00	\$7,440,000.00	\$1,105,693.00	\$1,105,693.00	\$1,105,693.00	\$1,105,693.00	\$1,105,693.00	\$6,334,307.00
394000	Sentencias y resoluciones por autoridad competente	\$0.00	\$1,593,683.76	\$1,593,683.76	\$2,118,171.12	\$2,118,171.12	\$2,118,171.12	\$2,118,171.12	\$2,118,171.12	-\$524,487.36
394001	Gastos Derivados de una Resolución Judicial	\$0.00	\$1,593,683.76	\$1,593,683.76	\$2,118,171.12	\$2,118,171.12	\$2,118,171.12	\$2,118,171.12	\$2,118,171.12	-\$524,487.36
400000	TRANSFERENCIAS, ASIGNACIONES, SUBSIDIOS Y	\$699,000.00	\$0.00	\$699,000.00	\$508,930.00	\$508,930.00	\$508,930.00	\$508,930.00	\$508,930.00	\$190,070.00
450000	Pensiones y jubilaciones	\$699,000.00	\$0.00	\$699,000.00	\$508,930.00	\$508,930.00	\$508,930.00	\$508,930.00	\$508,930.00	\$190,070.00
451000	Pensiones	\$699,000.00	\$0.00	\$699,000.00	\$508,930.00	\$508,930.00	\$508,930.00	\$508,930.00	\$508,930.00	\$190,070.00
451001	Pensiones	\$699,000.00	\$0.00	\$699,000.00	\$508,930.00	\$508,930.00	\$508,930.00	\$508,930.00	\$508,930.00	\$190,070.00
500000	BIENES MUEBLES, INMUEBLES E INTANGIBLES	\$251,970.96	\$711,204.32	\$963,175.28	\$1,124,141.71	\$1,124,141.71	\$1,124,141.71	\$1,124,141.71	\$1,124,141.71	-\$160,966.43
510000	Mobiliario y equipo de administración	\$136,374.96	\$42,989.76	\$179,364.72	\$154,508.42	\$154,508.42	\$154,508.42	\$154,508.42	\$154,508.42	\$24,856.30
511000	Muebles de oficina y estantería	\$23,079.00	\$0.00	\$23,079.00	\$0.00	\$0.00	\$0.00	\$0.00	\$0.00	\$23,079.00
511001	Muebles de oficina y estantería	\$23,079.00	\$0.00	\$23,079.00	\$0.00	\$0.00	\$0.00	\$0.00	\$0.00	\$23,079.00
515000	Equipo de cómputo y de tecnología de la información	\$113,295.96	\$42,989.76	\$156,285.72	\$154,508.42	\$154,508.42	\$154,508.42	\$154,508.42	\$154,508.42	\$1,777.30
515001	Bienes Informáticos	\$113,295.96	\$42,989.76	\$156,285.72	\$154,508.42	\$154,508.42	\$154,508.42	\$154,508.42	\$154,508.42	\$1,777.30
520000	Mobiliario y equipo educacional y recreativo	\$6,796.00	\$5,666.64	\$12,462.64	\$8,500.00	\$8,500.00	\$8,500.00	\$8,500.00	\$8,500.00	\$3,962.64
521000	Equipos y aparatos audiovisuales	\$6,796.00	\$0.00	\$6,796.00	\$0.00	\$0.00	\$0.00	\$0.00	\$0.00	\$6,796.00
521001	Equipos y aparatos audiovisuales	\$6,796.00	\$0.00	\$6,796.00	\$0.00	\$0.00	\$0.00	\$0.00	\$0.00	\$6,796.00
523000	Cámaras fotográficas y de video	\$0.00	\$5,666.64	\$5,666.64	\$8,500.00	\$8,500.00	\$8,500.00	\$8,500.00	\$8,500.00	-\$2,833.36
523001	Cámaras fotográficas y de video	\$0.00	\$5,666.64	\$5,666.64	\$8,500.00	\$8,500.00	\$8,500.00	\$8,500.00	\$8,500.00	-\$2,833.36
530000	Equipo e instrumental médico y de laboratorio	\$0.00	\$19,333.36	\$19,333.36	\$29,000.00	\$29,000.00	\$29,000.00	\$29,000.00	\$29,000.00	-\$9,666.64
531000	Equipo médico y de laboratorio	\$0.00	\$19,333.36	\$19,333.36	\$29,000.00	\$29,000.00	\$29,000.00	\$29,000.00	\$29,000.00	-\$9,666.64
531001	Equipo médico y de laboratorio	\$0.00	\$19,333.36	\$19,333.36	\$29,000.00	\$29,000.00	\$29,000.00	\$29,000.00	\$29,000.00	-\$9,666.64
540000	Vehículos y equipo de transporte	\$65,800.00	\$380,402.48	\$446,202.48	\$605,245.07	\$605,245.07	\$605,245.07	\$605,245.07	\$605,245.07	-\$169,042.59



630000	Proyectos productivos y acciones de fomento	\$0.00	\$574,712.64	\$574,712.64	\$862,068.97	\$862,068.97	\$862,068.97	\$862,068.97	-\$287,356.33
632000	Ejecución de proyectos productivos no incluidos en conceptos	\$0.00	\$574,712.64	\$574,712.64	\$862,068.97	\$862,068.97	\$862,068.97	\$862,068.97	-\$287,356.33
632001	Ejecución de proyectos productivos no incluidos en conceptos	\$0.00	\$574,712.64	\$574,712.64	\$862,068.97	\$862,068.97	\$862,068.97	\$862,068.97	-\$287,356.33
INGRESOS PROPIOS (REMANENTE)		\$0.00	\$4,231,246.00	\$4,231,246.00	\$5,351,526.47	\$5,351,526.47	\$5,351,526.47	\$5,351,526.47	-\$1,120,280.47

170 SUBSIDIO

300000	SERVICIOS GENERALES	\$0.00	\$508,414.64	\$508,414.64	\$762,622.00	\$762,622.00	\$762,622.00	\$762,622.00	-\$254,207.36
390000	Otros servicios generales	\$0.00	\$508,414.64	\$508,414.64	\$762,622.00	\$762,622.00	\$762,622.00	\$762,622.00	-\$254,207.36
392000	Impuestos y derechos	\$0.00	\$508,414.64	\$508,414.64	\$762,622.00	\$762,622.00	\$762,622.00	\$762,622.00	-\$254,207.36
392006	Pago de derechos	\$0.00	\$508,414.64	\$508,414.64	\$762,622.00	\$762,622.00	\$762,622.00	\$762,622.00	-\$254,207.36
SUBSIDIO		\$0.00	\$508,414.64	\$508,414.64	\$762,622.00	\$762,622.00	\$762,622.00	\$762,622.00	-\$254,207.36

271 DEVOLUCION DE IVA

200000	MATERIALES Y SUMINISTROS	\$0.00	\$250,804.64	\$250,804.64	\$276,157.06	\$276,157.06	\$276,157.06	\$276,157.06	-\$25,352.42
240000	Materiales y artículos de construcción y de reparación	\$0.00	\$250,804.64	\$250,804.64	\$276,157.06	\$276,157.06	\$276,157.06	\$276,157.06	-\$25,352.42
249000	Otros materiales y artículos de construcción y reparación	\$0.00	\$250,804.64	\$250,804.64	\$276,157.06	\$276,157.06	\$276,157.06	\$276,157.06	-\$25,352.42
249001	Otros materiales y artículos de construcción y reparación	\$0.00	\$250,804.64	\$250,804.64	\$276,157.06	\$276,157.06	\$276,157.06	\$276,157.06	-\$25,352.42
300000	SERVICIOS GENERALES	\$0.00	\$1,012,660.00	\$1,012,660.00	\$1,518,990.00	\$1,518,990.00	\$1,518,990.00	\$1,518,990.00	-\$506,330.00
390000	Otros servicios generales	\$0.00	\$1,012,660.00	\$1,012,660.00	\$1,518,990.00	\$1,518,990.00	\$1,518,990.00	\$1,518,990.00	-\$506,330.00
392000	Impuestos y derechos	\$0.00	\$1,012,660.00	\$1,012,660.00	\$1,518,990.00	\$1,518,990.00	\$1,518,990.00	\$1,518,990.00	-\$506,330.00
392006	Pago de derechos	\$0.00	\$1,012,660.00	\$1,012,660.00	\$1,518,990.00	\$1,518,990.00	\$1,518,990.00	\$1,518,990.00	-\$506,330.00
DEVOLUCION DE IVA		\$0.00	\$1,263,464.64	\$1,263,464.64	\$1,795,147.06	\$1,795,147.06	\$1,795,147.06	\$1,795,147.06	-\$531,682.42


Total Final	\$62,511,750.00	\$22,088,903.92	\$84,600,653.92	\$61,826,969.57	\$61,818,969.57	\$61,818,969.57	\$60,642,469.28	\$22,781,684.35
--------------------	-----------------	-----------------	-----------------	-----------------	-----------------	-----------------	-----------------	-----------------

"Bajo protesta de decir verdad declaramos que las cifras contenidas en este estado financiero son veraces y contienen toda la información referente a la situación y los resultados de la Comisión de Agua y Alcantarillado del Municipio de Tutancingo de Bravo, afirmando ser legalmente responsables de la autenticidad y veracidad de las mismas, y asimismo asumimos la responsabilidad derivada de cualquier declaración en falso sobre las mismas"

LUIS ENRIQUE HIDALGO HERNANDEZ
DIRECTOR GENERAL

MTRA. CLAUDIA LETICIA ALTAMIRA MENDOZA
DIRECTORA DEL DESPACHO DE LOS ASUNTOS DE LA DIRECCIÓN

LIC. JUAN CARLOS LARA ARROYO
COMISARIO



Comisión de Agua y Alcantarillado del Municipio de Tulancingo de Bravo, Hidalgo
ESTADO DE HIDALGO
Estado Analítico del Ejercicio del Presupuesto de Egresos Clasificación por Fuente de Financiamiento Del 01/ene./2021 Al 31/jul./2021


Ejercicio del Presupuesto		Egresos Aprobado Al 31/12/2021	Ampliaciones /(Reducciones)	Egresos Modificado	Egresos Comprometido	Egresos Devengado	Egresos Ejercido	Egresos Pagado	Subejercicio
140	INGRESOS PROPIOS								
100000	SERVICIOS PERSONALES	\$24,045,088.69	\$1,164,570.19	\$25,209,658.88	\$13,749,852.36	\$13,749,852.36	\$13,749,852.36	\$13,749,852.36	\$11,459,806.52
110000	Remuneraciones al personal de carácter permanente	\$18,528,550.09	\$367,600.87	\$18,896,150.96	\$11,318,733.00	\$11,318,733.00	\$11,318,733.00	\$11,318,733.00	\$7,577,417.96
113000	Sueldos base al personal permanente	\$18,528,550.09	\$367,600.87	\$18,896,150.96	\$11,318,733.00	\$11,318,733.00	\$11,318,733.00	\$11,318,733.00	\$7,577,417.96
113001	Sueldos	\$18,528,550.09	\$367,600.87	\$18,896,150.96	\$11,318,733.00	\$11,318,733.00	\$11,318,733.00	\$11,318,733.00	\$7,577,417.96
120000	Remuneraciones al personal de carácter transitorio	\$1,506,565.00	\$556,174.50	\$2,062,739.50	\$1,789,256.00	\$1,789,256.00	\$1,789,256.00	\$1,789,256.00	\$273,483.60
122000	Sueldos base al personal eventual	\$1,506,565.00	\$556,174.50	\$2,062,739.50	\$1,789,256.00	\$1,789,256.00	\$1,789,256.00	\$1,789,256.00	\$273,483.60
122001	Sueldo Base a Personal Eventual	\$1,506,565.00	\$556,174.50	\$2,062,739.50	\$1,789,256.00	\$1,789,256.00	\$1,789,256.00	\$1,789,256.00	\$273,483.60
130000	Remuneraciones adicionales y especiales	\$3,549,189.79	\$6,833.38	\$3,556,023.17	\$161,457.00	\$161,457.00	\$161,457.00	\$161,457.00	\$3,393,566.17
132000	Primas de vacaciones, dominical y gratificación de fin de año	\$3,534,189.79	\$5,833.38	\$3,540,023.17	\$161,457.00	\$161,457.00	\$161,457.00	\$161,457.00	\$3,378,566.17
132001	Prima de Vacaciones y Dominical	\$339,886.33	\$5,833.38	\$345,719.71	\$161,457.00	\$161,457.00	\$161,457.00	\$161,457.00	\$184,262.71
132002	Gratificación Anual	\$3,194,303.46	\$0.00	\$3,194,303.46	\$0.00	\$0.00	\$0.00	\$0.00	\$3,194,303.46
133000	Horas extraordinarias	\$15,000.00	\$0.00	\$15,000.00	\$0.00	\$0.00	\$0.00	\$0.00	\$15,000.00
133001	Horas extras	\$15,000.00	\$0.00	\$15,000.00	\$0.00	\$0.00	\$0.00	\$0.00	\$15,000.00
150000	Otras prestaciones sociales y económicas	\$460,783.81	\$234,961.44	\$695,745.25	\$480,406.36	\$480,406.36	\$480,406.36	\$480,406.36	\$215,338.89
152000	Indemnizaciones	\$160,000.00	\$11,666.69	\$171,666.69	\$0.00	\$0.00	\$0.00	\$0.00	\$171,666.69
152001	Indemnizaciones	\$160,000.00	\$11,666.69	\$171,666.69	\$0.00	\$0.00	\$0.00	\$0.00	\$171,666.69
159000	Otras prestaciones sociales y económicas	\$300,783.81	\$223,294.75	\$524,078.56	\$480,406.36	\$480,406.36	\$480,406.36	\$480,406.36	\$43,672.20
159002	Otras Prestaciones	\$300,783.81	\$223,294.75	\$524,078.56	\$480,406.36	\$480,406.36	\$480,406.36	\$480,406.36	\$43,672.20
200000	MATERIALES Y SUMINISTROS	\$6,091,418.78	\$1,943,989.11	\$7,035,407.89	\$4,989,326.74	\$4,981,326.74	\$4,981,326.74	\$4,966,749.68	\$2,054,081.15
210000	Materiales de administración, emisión de documentos y artículos	\$428,852.16	\$286,757.59	\$715,609.75	\$535,657.76	\$535,657.76	\$535,657.76	\$535,657.76	\$179,951.99
211000	Materiales, útiles y equipos menores de oficina	\$171,185.26	\$149,730.84	\$320,916.10	\$324,845.75	\$324,845.75	\$324,845.75	\$324,845.75	-\$3,929.65
211001	Material de Oficina	\$171,185.26	\$146,230.84	\$317,416.10	\$324,845.75	\$324,845.75	\$324,845.75	\$324,845.75	-\$7,429.65
211002	Gastos de Oficina	\$0.00	\$3,500.00	\$3,500.00	\$0.00	\$0.00	\$0.00	\$0.00	\$3,500.00
212000	Materiales y títulos de impresión y reproducción	\$150,505.19	\$583.31	\$151,088.50	\$38,382.64	\$38,382.64	\$38,382.64	\$38,382.64	\$112,705.86
212001	Materiales y Útiles de Impresión	\$150,505.19	\$583.31	\$151,088.50	\$38,382.64	\$38,382.64	\$38,382.64	\$38,382.64	\$112,705.86
214000	Materiales, útiles y equipos menores de tecnologías de la	\$38,678.00	\$32,713.84	\$71,391.84	\$45,749.06	\$45,749.06	\$45,749.06	\$45,749.06	\$25,642.88
214001	Material para Bienes Informáticos	\$38,428.00	\$21,047.25	\$59,475.25	\$45,749.06	\$45,749.06	\$45,749.06	\$45,749.06	\$13,726.19
214002	Materiales de Grabación	\$250.00	\$11,666.69	\$11,916.69	\$0.00	\$0.00	\$0.00	\$0.00	\$11,916.69
215000	Material impreso e información digital	\$36,908.05	\$10,194.31	\$47,102.36	\$17,476.00	\$17,476.00	\$17,476.00	\$17,476.00	\$29,626.36

Handwritten signatures and official stamps of the Commission members are present at the bottom of the page, including a circular stamp of the 'Comisión de Agua y Alcantarillado del Municipio de Tulancingo de Bravo, Hidalgo'.

215001	Suscripciones a Publicaciones y Periódicos	\$36,908.05	\$10,194.31	\$47,102.36	\$17,476.00	\$17,476.00	\$17,476.00	\$17,476.00	\$17,476.00	\$29,626.36
216000	Material de limpieza	\$25,840.52	\$90,793.50	\$116,634.02	\$104,504.31	\$104,504.31	\$104,504.31	\$104,504.31	\$104,504.31	\$12,129.71
216001	Material de Limpieza	\$25,840.52	\$90,793.50	\$116,634.02	\$104,504.31	\$104,504.31	\$104,504.31	\$104,504.31	\$104,504.31	\$12,129.71
217000	Materiales y útiles de enseñanza	\$3,650.00	\$0.00	\$3,650.00	\$0.00	\$0.00	\$0.00	\$0.00	\$0.00	\$3,650.00
217001	Material Didáctico	\$3,650.00	\$0.00	\$3,650.00	\$0.00	\$0.00	\$0.00	\$0.00	\$0.00	\$3,650.00
218000	Materiales para el registro e identificación de bienes y personas	\$2,085.14	\$2,741.69	\$4,826.83	\$4,700.00	\$4,700.00	\$4,700.00	\$4,700.00	\$4,700.00	\$126.83
218002	Identificadores e Iconos de señalización	\$2,085.14	\$2,741.69	\$4,826.83	\$4,700.00	\$4,700.00	\$4,700.00	\$4,700.00	\$4,700.00	\$126.83
220000	Alimentos y utensilios	\$16,778.07	\$33,584.81	\$50,362.88	\$25,260.63	\$25,260.63	\$25,260.63	\$25,260.63	\$25,260.63	\$25,102.25
221000	Productos alimenticios para personas	\$16,778.07	\$33,584.81	\$50,362.88	\$25,260.63	\$25,260.63	\$25,260.63	\$25,260.63	\$25,260.63	\$25,102.25
221001	Alimentación de Personas	\$16,778.07	\$33,584.81	\$50,362.88	\$25,260.63	\$25,260.63	\$25,260.63	\$25,260.63	\$25,260.63	\$25,102.25
230000	Materias primas y materiales de producción y comercialización	\$71,150.22	\$31,791.69	\$102,941.91	\$67,332.38	\$67,332.38	\$67,332.38	\$67,332.38	\$65,954.29	\$35,609.53
234000	Combustibles, lubricantes, aditivos, carbón y sus derivados	\$71,150.22	\$31,791.69	\$102,941.91	\$67,332.38	\$67,332.38	\$67,332.38	\$67,332.38	\$65,954.29	\$35,609.53
234001	Combustibles, lubricantes y aditivos	\$71,150.22	\$31,791.69	\$102,941.91	\$67,332.38	\$67,332.38	\$67,332.38	\$67,332.38	\$65,954.29	\$35,609.53
240000	Materiales y artículos de construcción y de reparación	\$1,573,987.13	\$433,896.40	\$2,007,883.53	\$1,471,216.11	\$1,463,216.11	\$1,463,216.11	\$1,463,216.11	\$1,463,216.11	\$544,667.42
241000	Productos minerales no metálicos	\$173,096.90	\$69,999.93	\$243,096.83	\$186,619.71	\$186,619.71	\$186,619.71	\$186,619.71	\$186,619.71	\$56,477.12
241001	Productos minerales no metálicos	\$173,096.90	\$69,999.93	\$243,096.83	\$186,619.71	\$186,619.71	\$186,619.71	\$186,619.71	\$186,619.71	\$56,477.12
242000	Cemento y productos de concreto	\$362,489.70	\$5,038.81	\$367,528.51	\$265,496.55	\$265,496.55	\$265,496.55	\$265,496.55	\$265,496.55	\$102,031.96
242001	Cemento y productos de concreto	\$362,489.70	\$5,038.81	\$367,528.51	\$265,496.55	\$265,496.55	\$265,496.55	\$265,496.55	\$265,496.55	\$102,031.96
243000	Cal, yeso y productos de yeso	\$9,405.16	\$13,696.27	\$23,101.43	\$9,281.05	\$9,281.05	\$9,281.05	\$9,281.05	\$9,281.05	\$13,820.38
243001	Cal, yeso y productos de yeso	\$9,405.16	\$13,696.27	\$23,101.43	\$9,281.05	\$9,281.05	\$9,281.05	\$9,281.05	\$9,281.05	\$13,820.38
244000	Madera y productos de madera	\$29,977.88	\$0.00	\$29,977.88	\$2,854.00	\$2,854.00	\$2,854.00	\$2,854.00	\$2,854.00	\$27,123.88
244001	Madera y productos de madera	\$29,977.88	\$0.00	\$29,977.88	\$2,854.00	\$2,854.00	\$2,854.00	\$2,854.00	\$2,854.00	\$27,123.88
246000	Material eléctrico y electrónico	\$19,912.00	\$7,718.48	\$27,630.48	\$6,662.39	\$6,662.39	\$6,662.39	\$6,662.39	\$6,662.39	\$20,968.09
246001	Material Eléctrico	\$19,912.00	\$5,591.32	\$25,503.32	\$6,015.79	\$6,015.79	\$6,015.79	\$6,015.79	\$6,015.79	\$19,487.53
246002	Material Electrónico	\$0.00	\$2,127.16	\$2,127.16	\$646.60	\$646.60	\$646.60	\$646.60	\$646.60	\$1,480.56
247000	Artículos metálicos para la construcción	\$104,414.38	\$118,720.63	\$223,135.01	\$208,602.49	\$200,602.49	\$200,602.49	\$200,602.49	\$200,602.49	\$22,532.52
247001	Artículos metálicos para la construcción	\$104,414.38	\$118,720.63	\$223,135.01	\$208,602.49	\$200,602.49	\$200,602.49	\$200,602.49	\$200,602.49	\$22,532.52
248000	Materiales complementarios	\$0.00	\$6,771.87	\$6,771.87	\$10,318.97	\$10,318.97	\$10,318.97	\$10,318.97	\$10,318.97	-\$3,547.10
248001	Materiales complementarios	\$0.00	\$6,771.87	\$6,771.87	\$10,318.97	\$10,318.97	\$10,318.97	\$10,318.97	\$10,318.97	-\$3,547.10
249000	Otros materiales y artículos de construcción y reparación	\$874,691.11	\$211,950.41	\$1,086,641.52	\$781,380.95	\$781,380.95	\$781,380.95	\$781,380.95	\$781,380.95	\$305,260.57
249001	Otros materiales y artículos de construcción y reparación	\$874,691.11	\$211,950.41	\$1,086,641.52	\$781,380.95	\$781,380.95	\$781,380.95	\$781,380.95	\$781,380.95	\$305,260.57
260000	Productos químicos, farmacéuticos y de laboratorio	\$720,768.41	\$12,684.07	\$733,452.48	\$446,329.16	\$446,329.16	\$446,329.16	\$446,329.16	\$446,329.16	\$287,123.32
252000	Fertilizantes, pesticidas y otros agroquímicos	\$0.00	\$19.67	\$19.67	\$33.76	\$33.76	\$33.76	\$33.76	\$33.76	-\$14.09
252001	Plaguicidas, Abonos y Fertilizantes	\$0.00	\$19.67	\$19.67	\$33.76	\$33.76	\$33.76	\$33.76	\$33.76	-\$14.09
254000	Materiales, accesorios y suministros médicos	\$0.00	\$160.93	\$160.93	\$275.86	\$275.86	\$275.86	\$275.86	\$275.86	-\$114.93
254001	Materiales y Suministros Médicos	\$0.00	\$160.93	\$160.93	\$275.86	\$275.86	\$275.86	\$275.86	\$275.86	-\$114.93
255000	Materiales, accesorios y suministros de laboratorio	\$0.00	\$603.47	\$603.47	\$1,034.49	\$1,034.49	\$1,034.49	\$1,034.49	\$1,034.49	-\$431.02
255001	Materiales y Suministros de Laboratorio	\$0.00	\$603.47	\$603.47	\$1,034.49	\$1,034.49	\$1,034.49	\$1,034.49	\$1,034.49	-\$431.02

256000	Fibras sintéticas, hules, plásticos y derivados	\$90.52	\$233.31	\$323.83	\$400.00	\$400.00	\$400.00	\$400.00	\$400.00	-\$76.17
256001	Fibras sintéticas, hules, plásticos y derivados	\$90.52	\$233.31	\$323.83	\$400.00	\$400.00	\$400.00	\$400.00	\$400.00	-\$76.17
259000	Otros productos químicos	\$720,677.89	\$11,666.69	\$732,344.58	\$444,585.05	\$444,585.05	\$444,585.05	\$444,585.05	\$444,585.05	\$287,759.53
259001	Otros productos químicos	\$720,677.89	\$11,666.69	\$732,344.58	\$444,585.05	\$444,585.05	\$444,585.05	\$444,585.05	\$444,585.05	\$287,759.53
260000	Combustibles, lubricantes y aditivos	\$1,584,704.17	\$570,029.18	\$2,154,733.35	\$1,492,928.70	\$1,492,928.70	\$1,492,928.70	\$1,492,928.70	\$1,492,928.70	\$661,804.65
261000	Combustibles, lubricantes y aditivos	\$1,584,704.17	\$570,029.18	\$2,154,733.35	\$1,492,928.70	\$1,492,928.70	\$1,492,928.70	\$1,492,928.70	\$1,492,928.70	\$661,804.65
261001	Combustibles y Lubricantes vehículos y equipos terrestres	\$1,584,704.17	\$568,862.49	\$2,153,566.66	\$1,492,928.70	\$1,492,928.70	\$1,492,928.70	\$1,492,928.70	\$1,492,928.70	\$660,637.96
261002	Combustibles y Lubricantes vehículos aéreos	\$0.00	\$1,166.69	\$1,166.69	\$0.00	\$0.00	\$0.00	\$0.00	\$0.00	\$1,166.69
270000	Vestuario, blancos, prendas de protección y artículos deportivos	\$107,709.24	\$148,352.82	\$266,062.08	\$155,758.08	\$155,758.08	\$155,758.08	\$155,758.08	\$155,758.08	\$100,303.98
271000	Vestuario y uniformes	\$0.00	\$108,266.69	\$108,266.69	\$73,640.00	\$73,640.00	\$73,640.00	\$73,640.00	\$73,640.00	\$34,626.69
271001	Vestuario, Uniformes	\$0.00	\$108,266.69	\$108,266.69	\$73,640.00	\$73,640.00	\$73,640.00	\$73,640.00	\$73,640.00	\$34,626.69
272000	Prendas de seguridad y protección personal	\$107,709.24	\$40,086.13	\$147,795.37	\$82,118.08	\$82,118.08	\$82,118.08	\$82,118.08	\$82,118.08	\$65,677.29
272001	Prendas de Protección	\$107,709.24	\$40,086.13	\$147,795.37	\$82,118.08	\$82,118.08	\$82,118.08	\$82,118.08	\$82,118.08	\$65,677.29
290000	Herramientas, refacciones y accesorios menores	\$587,468.38	\$426,892.65	\$1,014,361.03	\$794,843.92	\$794,843.92	\$794,843.92	\$794,843.92	\$781,644.95	\$219,618.01
291000	Herramientas menores	\$89,865.77	\$65,907.17	\$155,772.94	\$140,185.56	\$140,185.56	\$140,185.56	\$140,185.56	\$140,185.56	\$15,587.38
291001	Herramientas Menores	\$89,865.77	\$65,907.17	\$155,772.94	\$140,185.56	\$140,185.56	\$140,185.56	\$140,185.56	\$140,185.56	\$15,587.38
292000	Refacciones y accesorios menores de edificios	\$5,443.07	\$1,821.12	\$7,264.19	\$3,986.91	\$3,986.91	\$3,986.91	\$3,986.91	\$3,986.91	\$3,277.28
292001	Refacciones y accesorios menores de edificios	\$5,443.07	\$1,821.12	\$7,264.19	\$3,986.91	\$3,986.91	\$3,986.91	\$3,986.91	\$3,986.91	\$3,277.28
294000	Refacciones y accesorios menores de equipo de cómputo y	\$7,925.00	\$52,732.12	\$60,657.12	\$44,214.33	\$44,214.33	\$44,214.33	\$44,214.33	\$44,214.33	\$16,442.79
294001	Refacciones y accesorios menores de equipo de cómputo y	\$7,925.00	\$52,732.12	\$60,657.12	\$44,214.33	\$44,214.33	\$44,214.33	\$44,214.33	\$44,214.33	\$16,442.79
296000	Refacciones y accesorios menores de equipo de transporte	\$379,781.76	\$171,987.83	\$551,769.59	\$455,859.41	\$455,859.41	\$455,859.41	\$455,859.41	\$442,660.44	\$95,910.18
296001	Refacciones	\$379,781.76	\$171,987.83	\$551,769.59	\$455,859.41	\$455,859.41	\$455,859.41	\$455,859.41	\$442,660.44	\$95,910.18
298000	Refacciones y accesorios menores de maquinaria y otros equipos	\$104,453.78	\$100,729.65	\$205,183.43	\$102,656.21	\$102,656.21	\$102,656.21	\$102,656.21	\$102,656.21	\$102,527.22
298001	Refacciones y accesorios menores de maquinaria y otros equipos	\$104,453.78	\$100,729.65	\$205,183.43	\$102,656.21	\$102,656.21	\$102,656.21	\$102,656.21	\$102,656.21	\$102,527.22
299000	Refacciones y accesorios menores otros bienes muebles	\$0.00	\$33,714.66	\$33,714.66	\$47,941.50	\$47,941.50	\$47,941.50	\$47,941.50	\$47,941.50	-\$14,226.84
299001	Refacciones y accesorios menores otros bienes muebles	\$0.00	\$33,714.66	\$33,714.66	\$47,941.50	\$47,941.50	\$47,941.50	\$47,941.50	\$47,941.50	-\$14,226.84
300000	SERVICIOS GENERALES	\$32,352,093.55	\$9,197,161.19	\$41,549,254.74	\$25,094,936.43	\$25,094,936.43	\$25,094,936.43	\$25,094,936.43	\$24,857,096.63	\$16,454,318.31
310000	Servicios básicos	\$20,096,726.67	\$3,518,574.22	\$23,615,299.89	\$17,581,785.03	\$17,581,785.03	\$17,581,785.03	\$17,581,785.03	\$17,581,785.03	\$6,033,614.86
311000	Energía eléctrica	\$20,000,000.00	\$3,500,057.26	\$23,500,057.26	\$17,548,183.78	\$17,548,183.78	\$17,548,183.78	\$17,548,183.78	\$17,548,183.78	\$5,951,873.48
311001	Servicio de Energía Eléctrica	\$20,000,000.00	\$3,500,057.26	\$23,500,057.26	\$17,548,183.78	\$17,548,183.78	\$17,548,183.78	\$17,548,183.78	\$17,548,183.78	\$5,951,873.48
312000	Gas	\$69,725.67	\$291.69	\$70,017.36	\$11,184.36	\$11,184.36	\$11,184.36	\$11,184.36	\$11,184.36	\$58,833.00
312001	Gas	\$69,725.67	\$291.69	\$70,017.36	\$11,184.36	\$11,184.36	\$11,184.36	\$11,184.36	\$11,184.36	\$58,833.00
314000	Telefonía tradicional	\$26,500.00	\$8,662.46	\$33,162.46	\$15,889.83	\$15,889.83	\$15,889.83	\$15,889.83	\$15,889.83	\$17,272.63
314001	Servicio Telefónico Tradicional	\$26,500.00	\$8,662.46	\$33,162.46	\$15,889.83	\$15,889.83	\$15,889.83	\$15,889.83	\$15,889.83	\$17,272.63
315000	Telefonía celular	\$0.00	\$2,600.85	\$2,600.85	\$1,163.79	\$1,163.79	\$1,163.79	\$1,163.79	\$1,163.79	\$1,437.06
315001	Servicio de Telefonía Celular	\$0.00	\$2,600.85	\$2,600.85	\$1,163.79	\$1,163.79	\$1,163.79	\$1,163.79	\$1,163.79	\$1,437.06
317000	Servicios de acceso de Internet, redes y procesamiento de	\$0.00	\$8,545.88	\$8,545.88	\$4,650.00	\$4,650.00	\$4,650.00	\$4,650.00	\$4,650.00	\$3,895.88
317001	Servicios de Conducción de Señales Analógicas y Digitales	\$0.00	\$8,545.88	\$8,545.88	\$4,650.00	\$4,650.00	\$4,650.00	\$4,650.00	\$4,650.00	\$3,895.88

318000	Servicios postales y telegráficos	\$350.00	\$285.39	\$635.39	\$489.27	\$489.27	\$489.27	\$489.27	\$489.27	\$146.12
318001	Servicio Postal	\$350.00	\$285.39	\$635.39	\$489.27	\$489.27	\$489.27	\$489.27	\$489.27	\$146.12
319000	Servicios Integrales y otros servicios	\$150.00	\$130.69	\$280.69	\$224.00	\$224.00	\$224.00	\$224.00	\$224.00	\$56.69
319001	Servicios Integrales y otros servicios	\$150.00	\$130.69	\$280.69	\$224.00	\$224.00	\$224.00	\$224.00	\$224.00	\$56.69
320000	Servicios de arrendamiento	\$88,600.00	\$1,302,747.18	\$1,391,347.18	\$1,679,583.02	\$1,679,583.02	\$1,679,583.02	\$1,679,583.02	\$1,679,583.02	-\$288,235.84
325000	Arrendamiento de equipo de transporte	\$0.00	\$743,464.33	\$743,464.33	\$868,786.19	\$868,786.19	\$868,786.19	\$868,786.19	\$868,786.19	-\$125,321.86
325001	Servicios de arrendamiento de vehiculos y equipo de transporte.	\$0.00	\$743,464.33	\$743,464.33	\$868,786.19	\$868,786.19	\$868,786.19	\$868,786.19	\$868,786.19	-\$125,321.86
326000	Arrendamiento de maquinaria, otros equipos y herramientas	\$68,000.00	\$526,166.69	\$594,166.69	\$770,526.14	\$770,526.14	\$770,526.14	\$770,526.14	\$770,526.14	-\$176,359.45
326001	Arrendamiento de Maquinaria y Equipo	\$68,000.00	\$526,166.69	\$594,166.69	\$770,526.14	\$770,526.14	\$770,526.14	\$770,526.14	\$770,526.14	-\$176,359.45
327000	Arrendamiento de activos intangibles	\$0.00	\$30,082.85	\$30,082.85	\$35,070.69	\$35,070.69	\$35,070.69	\$35,070.69	\$35,070.69	-\$4,987.84
327001	Arrendamiento de activos intangibles	\$0.00	\$30,082.85	\$30,082.85	\$35,070.69	\$35,070.69	\$35,070.69	\$35,070.69	\$35,070.69	-\$4,987.84
329000	Otros arrendamientos	\$20,600.00	\$3,033.31	\$23,633.31	\$5,200.00	\$5,200.00	\$5,200.00	\$5,200.00	\$5,200.00	\$18,433.31
329001	Otros arrendamientos	\$20,600.00	\$3,033.31	\$23,633.31	\$5,200.00	\$5,200.00	\$5,200.00	\$5,200.00	\$5,200.00	\$18,433.31
330000	Servicios profesionales, científicos, técnicos y otros servicios	\$1,511,220.12	\$1,322,146.28	\$2,833,366.40	\$1,179,682.76	\$1,179,682.76	\$1,179,682.76	\$1,179,682.76	\$1,179,682.76	\$1,653,683.64
331000	Servicios legales, de contabilidad, auditoría y relacionados	\$763,436.12	\$233,254.84	\$996,690.96	\$393,010.97	\$393,010.97	\$393,010.97	\$393,010.97	\$393,010.97	\$603,679.99
331001	Servicios legales	\$763,436.12	\$0.00	\$763,436.12	\$2,000.00	\$2,000.00	\$2,000.00	\$2,000.00	\$2,000.00	\$761,436.12
331002	Servicios de contabilidad, auditoría y servicios relacionados	\$0.00	\$233,254.84	\$233,254.84	\$391,010.97	\$391,010.97	\$391,010.97	\$391,010.97	\$391,010.97	-\$157,756.13
334000	Servicios de capacitación	\$81,010.00	\$25,223.24	\$106,233.24	\$49,000.00	\$49,000.00	\$49,000.00	\$49,000.00	\$49,000.00	\$57,233.24
334001	Capacitación	\$81,010.00	\$25,223.24	\$106,233.24	\$49,000.00	\$49,000.00	\$49,000.00	\$49,000.00	\$49,000.00	\$57,233.24
335000	Servicios de investigación científica y desarrollo	\$0.00	\$222,395.25	\$222,395.25	\$184,389.05	\$184,389.05	\$184,389.05	\$184,389.05	\$184,389.05	\$38,006.20
335001	Servicios de investigación científica y desarrollo	\$0.00	\$222,395.25	\$222,395.25	\$184,389.05	\$184,389.05	\$184,389.05	\$184,389.05	\$184,389.05	\$38,006.20
336000	Servicios de apoyo administrativo, fotocopiado e impresión	\$60,600.00	\$52,031.42	\$112,631.42	\$79,796.74	\$79,796.74	\$79,796.74	\$79,796.74	\$79,796.74	\$32,834.68
336001	Servicios de apoyo administrativo, fotocopiado e impresión	\$60,600.00	\$52,031.42	\$112,631.42	\$79,796.74	\$79,796.74	\$79,796.74	\$79,796.74	\$79,796.74	\$32,834.68
338000	Servicios de vigilancia	\$0.00	\$58,333.31	\$58,333.31	\$0.00	\$0.00	\$0.00	\$0.00	\$0.00	\$58,333.31
338001	Servicios de Vigilancia	\$0.00	\$58,333.31	\$58,333.31	\$0.00	\$0.00	\$0.00	\$0.00	\$0.00	\$58,333.31
339000	Servicios profesionales, científicos y técnicos integrales	\$606,174.00	\$730,908.22	\$1,337,082.22	\$473,486.00	\$473,486.00	\$473,486.00	\$473,486.00	\$473,486.00	\$863,596.22
339001	Estudios e Investigaciones	\$290,000.00	\$0.00	\$290,000.00	\$19,920.00	\$19,920.00	\$19,920.00	\$19,920.00	\$19,920.00	\$270,080.00
339003	Prestación de Servicios Profesionales	\$316,174.00	\$730,908.22	\$1,047,082.22	\$453,566.00	\$453,566.00	\$453,566.00	\$453,566.00	\$453,566.00	\$593,516.22
340000	Servicios financieros, bancarios y comerciales	\$406,562.73	\$116,120.81	\$521,683.54	\$443,798.89	\$443,798.89	\$443,798.89	\$443,798.89	\$206,158.08	\$77,884.65
341000	Servicios financieros y bancarios	\$159,091.49	\$0.00	\$159,091.49	\$120,795.75	\$120,795.75	\$120,795.75	\$120,795.75	\$120,795.75	\$38,295.74
341001	Intereses, Descuentos, y otros Servicios Bancarios	\$159,091.49	\$0.00	\$159,091.49	\$120,795.75	\$120,795.75	\$120,795.75	\$120,795.75	\$120,795.75	\$38,295.74
345000	Seguro de bienes patrimoniales	\$226,966.24	\$115,120.81	\$342,087.05	\$323,003.14	\$323,003.14	\$323,003.14	\$323,003.14	\$85,362.33	\$19,083.91
345001	Seguros	\$226,966.24	\$115,120.81	\$342,087.05	\$323,003.14	\$323,003.14	\$323,003.14	\$323,003.14	\$85,362.33	\$19,083.91
347000	Fletes y maniobras	\$20,505.00	\$0.00	\$20,505.00	\$0.00	\$0.00	\$0.00	\$0.00	\$0.00	\$20,505.00
347001	Fletes y Maniobras	\$20,505.00	\$0.00	\$20,505.00	\$0.00	\$0.00	\$0.00	\$0.00	\$0.00	\$20,505.00
350000	Servicios de instalación, reparación, mantenimiento y	\$2,326,791.60	\$1,028,714.19	\$3,355,505.79	\$629,874.97	\$629,874.97	\$629,874.97	\$629,874.97	\$629,874.98	\$2,725,630.82
351000	Conservación y mantenimiento menor de inmuebles	\$25,403.40	\$74,124.26	\$99,527.66	\$144,421.61	\$144,421.61	\$144,421.61	\$144,421.61	\$144,421.62	-\$44,893.95
351001	Conservación y mantenimiento menor de inmuebles	\$25,403.40	\$74,124.26	\$99,527.66	\$144,421.61	\$144,421.61	\$144,421.61	\$144,421.62	\$144,421.62	-\$44,893.95




[Handwritten signature]

[Large handwritten signature]


[Handwritten signature]

352000	Instalación, reparación y mantenimiento de mobiliario y equipo de	\$7,050.00	\$1,516.69	\$8,566.69	\$0.00	\$0.00	\$0.00	\$0.00	\$8,566.69
352002	Mantenimiento de Equipo y Aparatos de Comunicación y	\$7,050.00	\$1,516.69	\$8,566.69	\$0.00	\$0.00	\$0.00	\$0.00	\$8,566.69
353000	Instalación, reparación y mantenimiento de equipo de cómputo y	\$6,185.05	\$2,741.69	\$8,926.74	\$1,600.00	\$1,600.00	\$1,600.00	\$1,600.00	\$7,326.74
353001	Mantenimiento de bienes informáticos	\$6,185.05	\$2,741.69	\$8,926.74	\$1,600.00	\$1,600.00	\$1,600.00	\$1,600.00	\$7,326.74
354000	Instalación, reparación y mantenimiento de equipo e instrumental	\$0.00	\$527.80	\$527.80	\$0.00	\$0.00	\$0.00	\$0.00	\$527.80
354001	Instalación, reparación y mantenimiento de equipo e instrumental	\$0.00	\$527.80	\$527.80	\$0.00	\$0.00	\$0.00	\$0.00	\$527.80
355000	Reparación y mantenimiento de equipo de transporte	\$298,456.73	\$112,854.70	\$411,311.43	\$129,699.49	\$129,699.49	\$129,699.49	\$129,499.49	\$281,611.94
355001	Mantenimiento de Vehículos	\$298,456.73	\$112,854.70	\$411,311.43	\$129,699.49	\$129,699.49	\$129,699.49	\$129,499.49	\$281,611.94
357000	Instalación, reparación y mantenimiento de maquinaria, otros equipos	\$1,989,696.42	\$661,949.12	\$2,651,645.54	\$302,653.87	\$302,653.87	\$302,653.87	\$302,653.87	\$2,348,991.67
357001	Mantenimiento de Maquinaria y Equipo	\$57,500.00	\$78,283.31	\$135,783.31	\$86,134.81	\$86,134.81	\$86,134.81	\$86,134.81	\$49,648.50
357002	Mantenimiento e Instalación de Equipos y Herramientas para	\$1,932,196.42	\$583,665.81	\$2,515,862.23	\$216,519.06	\$216,519.06	\$216,519.06	\$216,519.06	\$2,299,343.17
358000	Servicios de limpieza y manejo de desechos	\$0.00	\$174,999.93	\$174,999.93	\$51,500.00	\$51,500.00	\$51,500.00	\$51,500.00	\$123,499.93
358001	Servicio de limpieza y manejo de desechos	\$0.00	\$134,166.62	\$134,166.62	\$51,500.00	\$51,500.00	\$51,500.00	\$51,500.00	\$82,666.62
358002	Servicios de limpieza y manejo de desechos	\$0.00	\$40,833.31	\$40,833.31	\$0.00	\$0.00	\$0.00	\$0.00	\$40,833.31
360000	Servicios de comunicación social y publicidad	\$187,800.50	\$447,398.88	\$635,197.38	\$464,143.80	\$464,143.80	\$464,143.80	\$464,143.80	\$171,053.58
361000	Difusión por radio, televisión y otros medios de mensajes sobre	\$187,800.50	\$332,500.00	\$520,300.50	\$360,620.70	\$360,620.70	\$360,620.70	\$360,620.70	\$159,679.80
361001	Difusión de programas y actividades gubernamentales	\$187,800.50	\$332,500.00	\$520,300.50	\$360,620.70	\$360,620.70	\$360,620.70	\$360,620.70	\$159,679.80
362000	Difusión por radio, televisión y otros medios de mensajes	\$0.00	\$109,016.88	\$109,016.88	\$93,443.10	\$93,443.10	\$93,443.10	\$93,443.10	\$15,573.78
362001	Difusión por radio, televisión y otros medios de mensajes	\$0.00	\$109,016.88	\$109,016.88	\$93,443.10	\$93,443.10	\$93,443.10	\$93,443.10	\$15,573.78
363000	Servicios de creatividad, preproducción y producción de publicidad,	\$0.00	\$5,880.00	\$5,880.00	\$10,080.00	\$10,080.00	\$10,080.00	\$10,080.00	-\$4,200.00
363001	Servicios de creatividad, preproducción y producción de publicidad,	\$0.00	\$5,880.00	\$5,880.00	\$10,080.00	\$10,080.00	\$10,080.00	\$10,080.00	-\$4,200.00
370000	Servicios de traslado y viáticos	\$53,398.83	\$31,202.01	\$84,598.84	\$8,735.38	\$8,735.38	\$8,735.38	\$8,735.38	\$75,863.46
374000	Autotransporte	\$5,259.53	\$0.00	\$5,259.53	\$0.00	\$0.00	\$0.00	\$0.00	\$5,259.53
374001	Autotransporte	\$5,259.53	\$0.00	\$5,259.53	\$0.00	\$0.00	\$0.00	\$0.00	\$5,259.53
375000	Viáticos en el país	\$15,524.20	\$31,202.01	\$46,726.21	\$8,735.38	\$8,735.38	\$8,735.38	\$8,735.38	\$37,990.83
375001	Viáticos en el país	\$15,524.20	\$31,202.01	\$46,726.21	\$8,735.38	\$8,735.38	\$8,735.38	\$8,735.38	\$37,990.83
379000	Otros servicios de traslado y hospedaje	\$32,613.20	\$0.00	\$32,613.20	\$0.00	\$0.00	\$0.00	\$0.00	\$32,613.20
379001	Otros servicios de traslado y hospedaje	\$32,613.20	\$0.00	\$32,613.20	\$0.00	\$0.00	\$0.00	\$0.00	\$32,613.20
380000	Servicios oficiales	\$69,160.00	\$11,889.50	\$81,049.50	\$33,264.61	\$33,264.61	\$33,264.61	\$33,264.61	\$47,784.89
381000	Gastos de ceremonial	\$0.00	\$612.50	\$612.50	\$0.00	\$0.00	\$0.00	\$0.00	\$612.50
381001	Gastos de Ceremonial	\$0.00	\$612.50	\$612.50	\$0.00	\$0.00	\$0.00	\$0.00	\$612.50
382000	Gastos de orden social y cultural	\$69,160.00	\$11,277.00	\$80,437.00	\$33,264.61	\$33,264.61	\$33,264.61	\$33,264.61	\$47,172.39
382001	Gastos de orden social	\$23,560.00	\$11,277.00	\$34,837.00	\$33,264.61	\$33,264.61	\$33,264.61	\$33,264.61	\$1,572.39
382002	Eventos Culturales	\$45,600.00	\$0.00	\$45,600.00	\$0.00	\$0.00	\$0.00	\$0.00	\$45,600.00
390000	Otros servicios generales	\$7,611,836.00	\$1,419,370.12	\$9,031,206.12	\$3,074,067.97	\$3,074,067.97	\$3,074,067.97	\$3,074,067.97	\$5,957,138.15
391000	Servicios funerarios y de cementerios	\$120,000.00	\$0.00	\$120,000.00	\$2,730.00	\$2,730.00	\$2,730.00	\$2,730.00	\$117,270.00
391001	Servicios funerarios y de cementerios	\$120,000.00	\$0.00	\$120,000.00	\$2,730.00	\$2,730.00	\$2,730.00	\$2,730.00	\$117,270.00
392000	Impuestos y derechos	\$7,491,836.00	\$24,896.83	\$7,516,732.83	\$1,129,418.29	\$1,129,418.29	\$1,129,418.29	\$1,129,418.29	\$6,387,314.54



Handwritten signature

392005	Pago de otros impuestos	\$51,836.00	\$24,866.83	\$76,732.83	\$23,725.29	\$23,725.29	\$23,725.29	\$23,725.29	\$53,007.54
392006	Pago de derechos	\$7,440,000.00	\$0.00	\$7,440,000.00	\$1,105,693.00	\$1,105,693.00	\$1,105,693.00	\$1,105,693.00	\$6,334,307.00
394000	Sentencias y resoluciones por autoridad competente	\$0.00	\$1,394,473.29	\$1,394,473.29	\$1,941,919.68	\$1,941,919.68	\$1,941,919.68	\$1,941,919.68	-\$547,446.39
394001	Gastos Derivados de una Resolución Judicial	\$0.00	\$1,394,473.29	\$1,394,473.29	\$1,941,919.68	\$1,941,919.68	\$1,941,919.68	\$1,941,919.68	-\$547,446.39
400000	TRANSFERENCIAS, ASIGNACIONES, SUBSIDIOS Y	\$699,000.00	\$0.00	\$699,000.00	\$444,908.00	\$444,908.00	\$444,908.00	\$444,908.00	\$254,092.00
450000	Pensiones y Jubilaciones	\$699,000.00	\$0.00	\$699,000.00	\$444,908.00	\$444,908.00	\$444,908.00	\$444,908.00	\$254,092.00
451000	Pensiones	\$699,000.00	\$0.00	\$699,000.00	\$444,908.00	\$444,908.00	\$444,908.00	\$444,908.00	\$254,092.00
451001	Pensiones	\$699,000.00	\$0.00	\$699,000.00	\$444,908.00	\$444,908.00	\$444,908.00	\$444,908.00	\$254,092.00
500000	BIENES MUEBLES, INMUEBLES E INTANGIBLES	\$261,970.96	\$622,303.78	\$874,274.74	\$1,106,177.05	\$1,106,177.05	\$1,106,177.05	\$1,106,177.05	-\$230,902.31
510000	Mobiliario y equipo de administración	\$136,374.96	\$37,616.04	\$173,991.00	\$135,543.76	\$135,543.76	\$135,543.76	\$135,543.76	\$38,447.24
511000	Muebles de oficina y estantería	\$23,079.00	\$0.00	\$23,079.00	\$0.00	\$0.00	\$0.00	\$0.00	\$23,079.00
511001	Muebles de oficina y estantería	\$23,079.00	\$0.00	\$23,079.00	\$0.00	\$0.00	\$0.00	\$0.00	\$23,079.00
515000	Equipo de cómputo y de tecnología de la información	\$113,295.96	\$37,616.04	\$150,912.00	\$135,543.76	\$135,543.76	\$135,543.76	\$135,543.76	\$15,368.24
515001	Bienes informáticos	\$113,295.96	\$37,616.04	\$150,912.00	\$135,543.76	\$135,543.76	\$135,543.76	\$135,543.76	\$15,368.24
520000	Mobiliario y equipo educacional y recreativo	\$6,796.00	\$4,958.31	\$11,754.31	\$8,500.00	\$8,500.00	\$8,500.00	\$8,500.00	\$3,254.31
521000	Equipos y aparatos audiovisuales	\$6,796.00	\$0.00	\$6,796.00	\$0.00	\$0.00	\$0.00	\$0.00	\$6,796.00
521001	Equipos y aparatos audiovisuales	\$6,796.00	\$0.00	\$6,796.00	\$0.00	\$0.00	\$0.00	\$0.00	\$6,796.00
523000	Cámaras fotográficas y de video	\$0.00	\$4,958.31	\$4,958.31	\$8,500.00	\$8,500.00	\$8,500.00	\$8,500.00	-\$3,541.69
523001	Cámaras fotográficas y de video	\$0.00	\$4,958.31	\$4,958.31	\$8,500.00	\$8,500.00	\$8,500.00	\$8,500.00	-\$3,541.69
530000	Equipo e instrumental médico y de laboratorio	\$0.00	\$16,916.69	\$16,916.69	\$29,000.00	\$29,000.00	\$29,000.00	\$29,000.00	-\$12,083.31
531000	Equipo médico y de laboratorio	\$0.00	\$16,916.69	\$16,916.69	\$29,000.00	\$29,000.00	\$29,000.00	\$29,000.00	-\$12,083.31
531001	Equipo médico y de laboratorio	\$0.00	\$16,916.69	\$16,916.69	\$29,000.00	\$29,000.00	\$29,000.00	\$29,000.00	-\$12,083.31
540000	Vehículos y equipo de transporte	\$65,800.00	\$332,852.17	\$398,652.17	\$605,245.07	\$605,245.07	\$605,245.07	\$605,245.07	-\$206,592.90
541000	Vehículos y equipo terrestre	\$0.00	\$326,867.45	\$326,867.45	\$560,344.20	\$560,344.20	\$560,344.20	\$560,344.20	-\$233,476.75
541001	Vehículos y Equipo Terrestre	\$0.00	\$326,867.45	\$326,867.45	\$560,344.20	\$560,344.20	\$560,344.20	\$560,344.20	-\$233,476.75
549000	Otros equipos de transporte	\$65,800.00	\$5,984.72	\$71,784.72	\$44,900.87	\$44,900.87	\$44,900.87	\$44,900.87	\$26,883.85
549001	Otros equipos de transporte	\$65,800.00	\$5,984.72	\$71,784.72	\$44,900.87	\$44,900.87	\$44,900.87	\$44,900.87	\$26,883.85
560000	Maquinaria, otros equipos y herramientas	\$30,000.00	\$229,980.57	\$259,980.57	\$326,888.22	\$326,888.22	\$326,888.22	\$326,888.22	-\$66,927.65
564000	Sistemas de aire acondicionado, calefacción y de refrigeración	\$0.00	\$10,801.21	\$10,801.21	\$18,516.38	\$18,516.38	\$18,516.38	\$18,516.38	-\$7,715.17
564001	Sistemas de aire acondicionado, calefacción y de refrigeración	\$0.00	\$10,801.21	\$10,801.21	\$18,516.38	\$18,516.38	\$18,516.38	\$18,516.38	-\$7,715.17
566000	Equipos de generación eléctrica, aparatos y accesorios eléctricos	\$0.00	\$18,608.35	\$18,608.35	\$31,896.55	\$31,896.55	\$31,896.55	\$31,896.55	-\$13,290.20
566001	Equipos de generación eléctrica, aparatos y accesorios eléctricos	\$0.00	\$18,608.35	\$18,608.35	\$31,896.55	\$31,896.55	\$31,896.55	\$31,896.55	-\$13,290.20
567000	Herramientas y máquinas-herramienta	\$30,000.00	\$158,876.76	\$188,876.76	\$205,031.33	\$205,031.33	\$205,031.33	\$205,031.33	-\$16,154.57
567001	Herramientas y Máquinas-Herramientas	\$30,000.00	\$158,876.76	\$188,876.76	\$205,031.33	\$205,031.33	\$205,031.33	\$205,031.33	-\$16,154.57
569000	Otros equipos	\$0.00	\$41,676.25	\$41,676.25	\$71,443.96	\$71,443.96	\$71,443.96	\$71,443.96	-\$29,767.71
569001	Otros equipos	\$0.00	\$41,676.25	\$41,676.25	\$71,443.96	\$71,443.96	\$71,443.96	\$71,443.96	-\$29,767.71
590000	Activos intangibles	\$13,000.00	\$0.00	\$13,000.00	\$0.00	\$0.00	\$0.00	\$0.00	\$13,000.00
597000	Licencias informáticas e intelectuales	\$13,000.00	\$0.00	\$13,000.00	\$0.00	\$0.00	\$0.00	\$0.00	\$13,000.00



597001	Licencias informáticas e intelectuales	\$13,000.00	\$0.00	\$13,000.00	\$0.00	\$0.00	\$0.00	\$0.00	\$0.00	\$13,000.00
600000	INVERSION PUBLICA	\$0.00	\$1,147,032.04	\$1,147,032.04	\$1,966,340.58	\$1,966,340.58	\$1,966,340.58	\$991,379.31		-\$819,308.54
630000	Proyectos productivos y acciones de fomento	\$0.00	\$1,147,032.04	\$1,147,032.04	\$1,966,340.58	\$1,966,340.58	\$1,966,340.58	\$991,379.31		-\$819,308.54
632000	Ejecución de proyectos productivos no incluidos en conceptos	\$0.00	\$1,147,032.04	\$1,147,032.04	\$1,966,340.58	\$1,966,340.58	\$1,966,340.58	\$991,379.31		-\$819,308.54
632001	Ejecución de proyectos productivos no incluidos en conceptos	\$0.00	\$1,147,032.04	\$1,147,032.04	\$1,966,340.58	\$1,966,340.58	\$1,966,340.58	\$991,379.31		-\$819,308.54
900000	DEUDA PUBLICA	\$72,178.02	\$0.00	\$72,178.02	\$0.00	\$0.00	\$0.00	\$0.00		\$72,178.02
990000	Adeudos de ejercicios fiscales anteriores (ADEFAS)	\$72,178.02	\$0.00	\$72,178.02	\$0.00	\$0.00	\$0.00	\$0.00		\$72,178.02
991000	ADEFAS	\$72,178.02	\$0.00	\$72,178.02	\$0.00	\$0.00	\$0.00	\$0.00		\$72,178.02
991001	Adeudos de ejercicios fiscales anteriores (ADEFAS)	\$72,178.02	\$0.00	\$72,178.02	\$0.00	\$0.00	\$0.00	\$0.00		\$72,178.02
	INGRESOS PROPIOS	\$62,511,750.00	\$14,075,056.31	\$76,586,806.31	\$47,350,541.16	\$47,342,541.16	\$47,342,541.16	\$46,115,162.03		\$29,244,265.15

141 INGRESOS PROPIOS (REMANENTE)

200000	MATERIALES Y SUMINISTROS	\$0.00	\$1,341.69	\$1,341.69	\$2,300.00	\$2,300.00	\$2,300.00	\$2,300.00		-\$958.31
240000	Materiales y artículos de construcción y de reparación	\$0.00	\$1,341.69	\$1,341.69	\$2,300.00	\$2,300.00	\$2,300.00	\$2,300.00		-\$958.31
247000	Artículos metálicos para la construcción	\$0.00	\$1,341.69	\$1,341.69	\$2,300.00	\$2,300.00	\$2,300.00	\$2,300.00		-\$958.31
247001	Artículos metálicos para la construcción	\$0.00	\$1,341.69	\$1,341.69	\$2,300.00	\$2,300.00	\$2,300.00	\$2,300.00		-\$958.31
300000	SERVICIOS GENERALES	\$0.00	\$630,000.00	\$630,000.00	\$85,657.50	\$85,657.50	\$85,657.50	\$85,657.50		\$644,342.50
350000	Servicios de instalación, reparación, mantenimiento y	\$0.00	\$630,000.00	\$630,000.00	\$85,657.50	\$85,657.50	\$85,657.50	\$85,657.50		\$644,342.50
357000	Instalación, reparación y mantenimiento de maquinaria, otros equipos	\$0.00	\$630,000.00	\$630,000.00	\$85,657.50	\$85,657.50	\$85,657.50	\$85,657.50		\$644,342.50
357002	Mantenimiento e instalación de Equipos y Herramientas para	\$0.00	\$630,000.00	\$630,000.00	\$85,657.50	\$85,657.50	\$85,657.50	\$85,657.50		\$644,342.50
500000	BIENES MUEBLES, INMUEBLES E INTANGIBLES	\$0.00	\$2,568,125.00	\$2,568,125.00	\$4,401,500.00	\$4,401,500.00	\$4,401,500.00	\$4,401,500.00		-\$1,833,375.00
540000	Vehículos y equipo de transporte	\$0.00	\$2,517,666.69	\$2,517,666.69	\$4,315,000.00	\$4,315,000.00	\$4,315,000.00	\$4,315,000.00		-\$1,797,333.31
541000	Vehículos y equipo terrestre	\$0.00	\$2,517,666.69	\$2,517,666.69	\$4,315,000.00	\$4,315,000.00	\$4,315,000.00	\$4,315,000.00		-\$1,797,333.31
541001	Vehículos y Equipo Terrestre	\$0.00	\$2,517,666.69	\$2,517,666.69	\$4,315,000.00	\$4,315,000.00	\$4,315,000.00	\$4,315,000.00		-\$1,797,333.31
560000	Maquinaria, otros equipos y herramientas	\$0.00	\$50,458.31	\$50,458.31	\$86,500.00	\$86,500.00	\$86,500.00	\$86,500.00		-\$36,041.69
567000	Herramientas y máquinas-herramienta	\$0.00	\$50,458.31	\$50,458.31	\$86,500.00	\$86,500.00	\$86,500.00	\$86,500.00		-\$36,041.69
567001	Herramientas y Máquinas-Herramientas	\$0.00	\$50,458.31	\$50,458.31	\$86,500.00	\$86,500.00	\$86,500.00	\$86,500.00		-\$36,041.69
600000	INVERSION PUBLICA	\$0.00	\$502,873.56	\$502,873.56	\$862,068.97	\$862,068.97	\$862,068.97	\$862,068.97		-\$359,195.41
630000	Proyectos productivos y acciones de fomento	\$0.00	\$502,873.56	\$502,873.56	\$862,068.97	\$862,068.97	\$862,068.97	\$862,068.97		-\$359,195.41
632000	Ejecución de proyectos productivos no incluidos en conceptos	\$0.00	\$502,873.56	\$502,873.56	\$862,068.97	\$862,068.97	\$862,068.97	\$862,068.97		-\$359,195.41
632001	Ejecución de proyectos productivos no incluidos en conceptos	\$0.00	\$502,873.56	\$502,873.56	\$862,068.97	\$862,068.97	\$862,068.97	\$862,068.97		-\$359,195.41
	INGRESOS PROPIOS (REMANENTE)	\$0.00	\$3,702,340.25	\$3,702,340.25	\$5,351,526.47	\$5,351,526.47	\$5,351,526.47	\$5,351,526.47		-\$1,649,186.22

170 SUBSIDIO

300000	SERVICIOS GENERALES	\$0.00	\$444,862.81	\$444,862.81	\$762,622.00	\$762,622.00	\$762,622.00	\$762,622.00		-\$317,759.19
390000	Otros servicios generales	\$0.00	\$444,862.81	\$444,862.81	\$762,622.00	\$762,622.00	\$762,622.00	\$762,622.00		-\$317,759.19
392000	Impuestos y derechos	\$0.00	\$444,862.81	\$444,862.81	\$762,622.00	\$762,622.00	\$762,622.00	\$762,622.00		-\$317,759.19
392006	Pago de derechos	\$0.00	\$444,862.81	\$444,862.81	\$762,622.00	\$762,622.00	\$762,622.00	\$762,622.00		-\$317,759.19

Official stamp and handwritten signatures of the accounting officer and the head of the institution.

SUBSIDIO		\$0.00	\$444,862.81	\$444,862.81	\$762,622.00	\$762,622.00	\$762,622.00	\$762,622.00	-\$317,759.19
271 DEVOLUCION DE IVA									
200000	MATERIALES Y SUMINISTROS	\$0.00	\$219,454.06	\$219,454.06	\$64,950.16	\$64,950.16	\$64,950.16	\$64,950.16	\$154,503.90
240000	Materiales y artículos de construcción y de reparación	\$0.00	\$219,454.06	\$219,454.06	\$64,950.16	\$64,950.16	\$64,950.16	\$64,950.16	\$154,503.90
249000	Otros materiales y artículos de construcción y reparación	\$0.00	\$219,454.06	\$219,454.06	\$64,950.16	\$64,950.16	\$64,950.16	\$64,950.16	\$154,503.90
249001	Otros materiales y artículos de construcción y reparación	\$0.00	\$219,454.06	\$219,454.06	\$64,950.16	\$64,950.16	\$64,950.16	\$64,950.16	\$154,503.90
300000	SERVICIOS GENERALES	\$0.00	\$886,077.50	\$886,077.50	\$1,518,990.00	\$1,518,990.00	\$1,518,990.00	\$1,518,990.00	-\$632,912.50
390000	Otros servicios generales	\$0.00	\$886,077.50	\$886,077.50	\$1,518,990.00	\$1,518,990.00	\$1,518,990.00	\$1,518,990.00	-\$632,912.50
392000	Impuestos y derechos	\$0.00	\$886,077.50	\$886,077.50	\$1,518,990.00	\$1,518,990.00	\$1,518,990.00	\$1,518,990.00	-\$632,912.50
392006	Pago de derechos	\$0.00	\$886,077.50	\$886,077.50	\$1,518,990.00	\$1,518,990.00	\$1,518,990.00	\$1,518,990.00	-\$632,912.50
DEVOLUCION DE IVA		\$0.00	\$1,105,531.56	\$1,105,531.56	\$1,583,940.16	\$1,583,940.16	\$1,583,940.16	\$1,583,940.16	-\$478,408.60

Total Final	\$62,511,750.00	\$19,327,790.93	\$81,839,540.93	\$55,048,629.79	\$55,040,629.79	\$55,040,629.79	\$55,040,629.79	\$53,813,250.66	\$26,798,911.14
--------------------	-----------------	-----------------	-----------------	-----------------	-----------------	-----------------	-----------------	-----------------	-----------------

"Bajo protesta de decir verdad declaramos que las cifras contenidas en este estado financiero son veraces y contienen toda la información referente a la situación y/o los resultados de la Comisión de Agua y Alcantarillado del Municipio de Tulancingo de Bravo, afirmando ser legalmente responsables de la autenticidad y veracidad de las mismas, y asimismo asumimos la responsabilidad derivada de cualquier declaración en falso sobre las mismas"

LUIS ENRIQUE HIDALGO HERNANDEZ
DIRECTOR GENERAL

MTRA CLAUDIA LETICIA ALTAMIRA MENDOZA
DIRECTORA DEL DESPACHO DE LOS ASUNTOS DE LA DIRECCIÓN

LIC. JUAN CARLOS LARA ARROYO
COMISARIO

