


**Comisión de Agua v Alcantarillado del Municipio de Tulancingo de Bravo, Hidalgo**  
**ESTADO DE HIDALGO**

Estado Analítico del Ejercicio del Presupuesto de egresos por Fuente de Financiamiento Del 01/ene./2021 Al 30/jun./2021

Ejercicio del Presupuesto	Egresos Aprobado Al 31/12/2021	Ampliaciones / (Reducciones)	Egresos Modificado	Egresos Comprometido	Egresos Devengado	Egresos Ejercido	Egresos Pagado	Subejercicio
<b>140</b>	<b>INGRESOS PROPIOS</b>							
100000	<b>SERVICIOS PERSONALES</b>	\$24,045,088.69	\$542,703.18	\$24,587,791.87	\$11,738,954.57	\$11,738,954.57	\$11,738,954.57	\$12,848,837.30
110000	Remuneraciones al personal de carácter permanente	\$18,528,550.09	\$79,586.52	\$18,608,136.61	\$9,633,458.00	\$9,633,458.00	\$9,633,458.00	\$8,974,678.61
113000	Sueldos base al personal permanente	\$18,528,550.09	\$79,586.52	\$18,608,136.61	\$9,633,458.00	\$9,633,458.00	\$9,633,458.00	\$8,974,678.61
113001	Sueldos	\$18,528,550.09	\$79,586.52	\$18,608,136.61	\$9,633,458.00	\$9,633,458.00	\$9,633,458.00	\$8,974,678.61
120000	Remuneraciones al personal de carácter transitorio	\$1,506,565.00	\$316,721.04	\$1,823,286.04	\$1,514,353.00	\$1,514,353.00	\$1,514,353.00	\$308,933.04
122000	Sueldos base al personal eventual	\$1,506,565.00	\$316,721.04	\$1,823,286.04	\$1,514,353.00	\$1,514,353.00	\$1,514,353.00	\$308,933.04
122001	Sueldo Base a Personal Eventual	\$1,506,565.00	\$316,721.04	\$1,823,286.04	\$1,514,353.00	\$1,514,353.00	\$1,514,353.00	\$308,933.04
130000	Remuneraciones adicionales y especiales	\$3,549,189.79	\$5,000.04	\$3,554,189.83	\$161,457.00	\$161,457.00	\$161,457.00	\$3,392,732.83
132000	Primas de vacaciones, dominical y gratificación de fin de año	\$3,534,189.79	\$5,000.04	\$3,539,189.83	\$161,457.00	\$161,457.00	\$161,457.00	\$3,377,732.83
132001	Prima de Vacaciones y Dominical	\$339,886.33	\$5,000.04	\$344,886.37	\$161,457.00	\$161,457.00	\$161,457.00	\$183,429.37
132002	Gratificación Anual	\$3,194,303.46	\$0.00	\$3,194,303.46	\$0.00	\$0.00	\$0.00	\$3,194,303.46
133000	Horas extraordinarias	\$15,000.00	\$0.00	\$15,000.00	\$0.00	\$0.00	\$0.00	\$15,000.00
133001	Horas extras	\$15,000.00	\$0.00	\$15,000.00	\$0.00	\$0.00	\$0.00	\$15,000.00
150000	Otras prestaciones sociales y económicas	\$460,783.81	\$141,395.58	\$602,179.39	\$429,686.57	\$429,686.57	\$429,686.57	\$172,492.82
152000	Indemnizaciones	\$160,000.00	\$0.00	\$160,000.00	\$0.00	\$0.00	\$0.00	\$160,000.00
152001	Indemnizaciones	\$160,000.00	\$0.00	\$160,000.00	\$0.00	\$0.00	\$0.00	\$160,000.00
159000	Otras prestaciones sociales y económicas	\$300,783.81	\$141,395.58	\$442,179.39	\$429,686.57	\$429,686.57	\$429,686.57	\$12,492.82
159002	Otras Prestaciones	\$300,783.81	\$141,395.58	\$442,179.39	\$429,686.57	\$429,686.57	\$429,686.57	\$12,492.82
200000	<b>MATERIALES Y SUMINISTROS</b>	\$5,091,418.78	\$973,407.36	\$6,064,826.14	\$4,433,153.96	\$4,425,153.96	\$4,425,153.96	\$1,639,672.18
210000	Materiales de administración, emisión de documentos y artículos	\$428,852.16	\$177,792.24	\$606,644.40	\$498,044.52	\$498,044.52	\$498,044.52	\$108,599.88
211000	Materiales, útiles y equipos menores de oficina	\$171,185.26	\$115,840.74	\$287,026.00	\$322,823.51	\$322,823.51	\$322,823.51	-\$35,797.51
211001	Material de Oficina	\$171,185.26	\$112,840.74	\$284,026.00	\$322,823.51	\$322,823.51	\$322,823.51	-\$38,797.51
211002	Gastos de Oficina	\$0.00	\$3,000.00	\$3,000.00	\$0.00	\$0.00	\$0.00	\$3,000.00
212000	Materiales y útiles de impresión y reproducción	\$150,505.19	\$499.98	\$151,005.17	\$38,382.64	\$38,382.64	\$38,382.64	\$112,622.53
212001	Materiales y Útiles de Impresión	\$150,505.19	\$499.98	\$151,005.17	\$38,382.64	\$38,382.64	\$38,382.64	\$112,622.53
214000	Materiales, útiles y equipos menores de tecnologías de la información	\$38,678.00	\$8,040.54	\$46,718.54	\$45,749.06	\$45,749.06	\$45,749.06	\$969.48
214001	Material para Bienes Informáticos	\$38,428.00	\$8,040.54	\$46,468.54	\$45,749.06	\$45,749.06	\$45,749.06	\$719.48
214002	Materiales de Grabación	\$250.00	\$0.00	\$250.00	\$0.00	\$0.00	\$0.00	\$250.00
215000	Material impreso e información digital	\$36,908.05	\$8,737.98	\$45,646.03	\$17,476.00	\$17,476.00	\$17,476.00	\$28,170.03
215001	Suscripciones a Publicaciones y Periódicos	\$36,908.05	\$8,737.98	\$45,646.03	\$17,476.00	\$17,476.00	\$17,476.00	\$28,170.03
216000	Material de limpieza	\$25,840.52	\$42,322.98	\$68,163.50	\$68,913.31	\$68,913.31	\$68,913.31	\$749.81
216001	Material de Limpieza	\$25,840.52	\$42,322.98	\$68,163.50	\$68,913.31	\$68,913.31	\$68,913.31	\$749.81
217000	Materiales y útiles de enseñanza	\$3,650.00	\$0.00	\$3,650.00	\$0.00	\$0.00	\$0.00	\$3,650.00



217001	Material Didáctico	\$3,650.00	\$0.00	\$3,650.00	\$0.00	\$0.00	\$0.00	\$0.00	\$3,650.00
218000	Materiales para el registro e identificación de bienes y personas	\$2,085.14	\$2,350.02	\$4,435.16	\$4,700.00	\$4,700.00	\$4,700.00	\$4,700.00	-\$264.84
218002	Identificadores e Iconos de señalización	\$2,085.14	\$2,350.02	\$4,435.16	\$4,700.00	\$4,700.00	\$4,700.00	\$4,700.00	-\$264.84
220000	Alimentos y utensilios	\$16,778.07	\$13,536.96	\$30,315.03	\$22,567.33	\$22,567.33	\$22,567.33	\$22,567.33	\$7,747.70
221000	Productos alimenticios para personas	\$16,778.07	\$13,536.96	\$30,315.03	\$22,567.33	\$22,567.33	\$22,567.33	\$22,567.33	\$7,747.70
221001	Alimentación de Personas	\$16,778.07	\$13,536.96	\$30,315.03	\$22,567.33	\$22,567.33	\$22,567.33	\$22,567.33	\$7,747.70
230000	Materias primas y materiales de producción y comercialización	\$71,150.22	\$17,250.00	\$88,400.22	\$62,577.05	\$62,577.05	\$62,577.05	\$62,577.05	\$25,823.17
234000	Combustibles, lubricantes, aditivos, carbón y sus derivados adquiridos	\$71,150.22	\$17,250.00	\$88,400.22	\$62,577.05	\$62,577.05	\$62,577.05	\$62,577.05	\$25,823.17
234001	Combustibles, lubricantes y aditivos,	\$71,150.22	\$17,250.00	\$88,400.22	\$62,577.05	\$62,577.05	\$62,577.05	\$62,577.05	\$25,823.17
240000	Materiales y artículos de construcción y de reparación	\$1,573,987.13	\$284,792.34	\$1,858,779.47	\$1,406,339.79	\$1,398,339.79	\$1,398,339.79	\$1,398,339.79	\$460,439.68
241000	Productos minerales no metálicos	\$173,096.90	\$19,999.98	\$193,096.88	\$173,719.71	\$173,719.71	\$173,719.71	\$173,719.71	\$19,377.17
241001	Productos minerales no metálicos	\$173,096.90	\$19,999.98	\$193,096.88	\$173,719.71	\$173,719.71	\$173,719.71	\$173,719.71	\$19,377.17
242000	Cemento y productos de concreto	\$362,489.70	\$4,318.98	\$366,808.68	\$247,651.72	\$247,651.72	\$247,651.72	\$247,651.72	\$119,156.96
242001	Cemento y productos de concreto	\$362,489.70	\$4,318.98	\$366,808.68	\$247,651.72	\$247,651.72	\$247,651.72	\$247,651.72	\$119,156.96
243000	Cal, yeso y productos de yeso	\$9,405.16	\$4,239.66	\$13,644.82	\$9,281.05	\$9,281.05	\$9,281.05	\$9,281.05	\$4,363.77
243001	Cal, yeso y productos de yeso	\$9,405.16	\$4,239.66	\$13,644.82	\$9,281.05	\$9,281.05	\$9,281.05	\$9,281.05	\$4,363.77
244000	Madera y productos de madera	\$29,977.88	\$0.00	\$29,977.88	\$2,854.00	\$2,854.00	\$2,854.00	\$2,854.00	\$27,123.88
244001	Madera y productos de madera	\$29,977.88	\$0.00	\$29,977.88	\$2,854.00	\$2,854.00	\$2,854.00	\$2,854.00	\$27,123.88
246000	Material eléctrico y electrónico	\$19,912.00	\$391.92	\$20,303.92	\$4,937.39	\$4,937.39	\$4,937.39	\$4,937.39	\$15,366.53
246001	Material Eléctrico	\$19,912.00	\$68.64	\$19,980.64	\$4,290.79	\$4,290.79	\$4,290.79	\$4,290.79	\$15,689.85
246002	Material Electrónico	\$0.00	\$323.28	\$323.28	\$646.60	\$646.60	\$646.60	\$646.60	-\$323.32
247000	Artículos metálicos para la construcción	\$104,414.38	\$74,010.54	\$178,424.92	\$208,602.49	\$200,602.49	\$200,602.49	\$200,602.49	-\$22,177.57
247001	Artículos metálicos para la construcción	\$104,414.38	\$74,010.54	\$178,424.92	\$208,602.49	\$200,602.49	\$200,602.49	\$200,602.49	-\$22,177.57
248000	Materiales complementarios	\$0.00	\$5,159.46	\$5,159.46	\$10,318.97	\$10,318.97	\$10,318.97	\$10,318.97	-\$5,159.51
248001	Materiales complementarios	\$0.00	\$5,159.46	\$5,159.46	\$10,318.97	\$10,318.97	\$10,318.97	\$10,318.97	-\$5,159.51
249000	Otros materiales y artículos de construcción y reparación	\$874,691.11	\$176,671.80	\$1,051,362.91	\$748,974.46	\$748,974.46	\$748,974.46	\$748,974.46	\$302,388.45
249001	Otros materiales y artículos de construcción y reparación	\$874,691.11	\$176,671.80	\$1,051,362.91	\$748,974.46	\$748,974.46	\$748,974.46	\$748,974.46	\$302,388.45
250000	Productos químicos, farmacéuticos y de laboratorio	\$720,768.41	\$872.04	\$721,640.45	\$386,801.46	\$386,801.46	\$386,801.46	\$386,801.46	\$334,838.99
252000	Fertilizantes, pesticidas y otros agroquímicos	\$0.00	\$16.86	\$16.86	\$33.76	\$33.76	\$33.76	\$33.76	-\$16.90
252001	Plaguicidas, Abonos y Fertilizantes	\$0.00	\$16.86	\$16.86	\$33.76	\$33.76	\$33.76	\$33.76	-\$16.90
254000	Materiales, accesorios y suministros médicos	\$0.00	\$137.94	\$137.94	\$275.86	\$275.86	\$275.86	\$275.86	-\$137.92
254001	Materiales y Suministros Médicos	\$0.00	\$137.94	\$137.94	\$275.86	\$275.86	\$275.86	\$275.86	-\$137.92
255000	Materiales, accesorios y suministros de laboratorio	\$0.00	\$517.26	\$517.26	\$1,034.49	\$1,034.49	\$1,034.49	\$1,034.49	-\$517.23
255001	Materiales y Suministros de Laboratorio	\$0.00	\$517.26	\$517.26	\$1,034.49	\$1,034.49	\$1,034.49	\$1,034.49	-\$517.23
256000	Fibras sintéticas, hules, plásticos y derivados	\$90.52	\$199.98	\$290.50	\$400.00	\$400.00	\$400.00	\$400.00	-\$109.50
256001	Fibras sintéticas, hules, plásticos y derivados	\$90.52	\$199.98	\$290.50	\$400.00	\$400.00	\$400.00	\$400.00	-\$109.50
259000	Otros productos químicos	\$720,677.89	\$0.00	\$720,677.89	\$385,057.35	\$385,057.35	\$385,057.35	\$385,057.35	\$335,620.54
259001	Otros productos químicos	\$720,677.89	\$0.00	\$720,677.89	\$385,057.35	\$385,057.35	\$385,057.35	\$385,057.35	\$335,620.54
260000	Combustibles, lubricantes y aditivos	\$1,584,704.17	\$203,596.44	\$1,788,300.61	\$1,242,046.89	\$1,242,046.89	\$1,242,046.89	\$1,242,046.89	\$546,253.72
261000	Combustibles, lubricantes y aditivos	\$1,584,704.17	\$203,596.44	\$1,788,300.61	\$1,242,046.89	\$1,242,046.89	\$1,242,046.89	\$1,242,046.89	\$546,253.72
261001	Combustibles y Lubricantes vehículos y equipos terrestres	\$1,584,704.17	\$202,596.42	\$1,787,300.59	\$1,242,046.89	\$1,242,046.89	\$1,242,046.89	\$1,242,046.89	\$545,253.70
261002	Combustibles y Lubricantes vehículos aéreos	\$0.00	\$1,000.02	\$1,000.02	\$0.00	\$0.00	\$0.00	\$0.00	\$1,000.02
270000	Vestuario, blancos, prendas de protección y artículos deportivos	\$107,709.24	\$64,659.48	\$172,368.72	\$119,908.08	\$119,908.08	\$119,908.08	\$119,908.08	\$52,460.64





271000	Vestuario y uniformes	\$0.00	\$42,799.98	\$42,799.98	\$73,640.00	\$73,640.00	\$73,640.00	\$73,640.00	-\$30,840.02
271001	Vestuario, Uniformes	\$0.00	\$42,799.98	\$42,799.98	\$73,640.00	\$73,640.00	\$73,640.00	\$73,640.00	-\$30,840.02
272000	Prendas de seguridad y protección personal	\$107,709.24	\$21,859.50	\$129,568.74	\$46,268.08	\$46,268.08	\$46,268.08	\$46,268.08	\$83,300.66
272001	Prendas de Protección	\$107,709.24	\$21,859.50	\$129,568.74	\$46,268.08	\$46,268.08	\$46,268.08	\$46,268.08	\$83,300.66
290000	Herramientas, refacciones y accesorios menores	\$587,469.38	\$210,907.86	\$798,377.24	\$694,868.84	\$694,868.84	\$694,868.84	\$694,868.84	\$103,508.40
291000	Herramientas menores	\$89,865.77	\$40,991.94	\$130,857.71	\$139,208.84	\$139,208.84	\$139,208.84	\$139,208.84	-\$8,351.13
291001	Herramientas Menores	\$89,865.77	\$40,991.94	\$130,857.71	\$139,208.84	\$139,208.84	\$139,208.84	\$139,208.84	-\$8,351.13
292000	Refacciones y accesorios menores de edificios	\$5,443.07	\$560.94	\$6,004.01	\$3,986.91	\$3,986.91	\$3,986.91	\$3,986.91	\$2,017.10
292001	Refacciones y accesorios menores de edificios	\$5,443.07	\$560.94	\$6,004.01	\$3,986.91	\$3,986.91	\$3,986.91	\$3,986.91	\$2,017.10
294000	Refacciones y accesorios menores de equipo de cómputo y	\$7,925.00	\$16,198.92	\$24,123.92	\$31,305.33	\$31,305.33	\$31,305.33	\$31,305.33	-\$7,181.41
294001	Refacciones y accesorios menores de equipo de cómputo y	\$7,925.00	\$16,198.92	\$24,123.92	\$31,305.33	\$31,305.33	\$31,305.33	\$31,305.33	-\$7,181.41
296000	Refacciones y accesorios menores de equipo de transporte	\$379,781.76	\$77,918.10	\$457,699.86	\$391,761.27	\$391,761.27	\$391,761.27	\$391,761.27	\$65,938.59
296001	Refacciones	\$379,781.76	\$77,918.10	\$457,699.86	\$391,761.27	\$391,761.27	\$391,761.27	\$391,761.27	\$65,938.59
298000	Refacciones y accesorios menores de maquinaria y otros equipos	\$104,453.78	\$46,339.68	\$150,793.46	\$80,664.99	\$80,664.99	\$80,664.99	\$80,664.99	\$70,128.47
298001	Refacciones y accesorios menores de maquinaria y otros equipos	\$104,453.78	\$46,339.68	\$150,793.46	\$80,664.99	\$80,664.99	\$80,664.99	\$80,664.99	\$70,128.47
299000	Refacciones y accesorios menores otros bienes muebles	\$0.00	\$28,898.28	\$28,898.28	\$47,941.50	\$47,941.50	\$47,941.50	\$47,941.50	-\$19,043.22
299001	Refacciones y accesorios menores otros bienes muebles	\$0.00	\$28,898.28	\$28,898.28	\$47,941.50	\$47,941.50	\$47,941.50	\$47,941.50	-\$19,043.22
<b>300000</b>	<b>SERVICIOS GENERALES</b>	<b>\$32,352,093.55</b>	<b>\$3,340,447.20</b>	<b>\$35,692,540.75</b>	<b>\$22,023,278.51</b>	<b>\$22,023,278.51</b>	<b>\$22,023,278.51</b>	<b>\$21,720,334.84</b>	<b>\$13,669,262.24</b>
310000	Servicios básicos	\$20,096,725.67	\$2,233.62	\$20,098,959.29	\$15,109,401.11	\$15,109,401.11	\$15,109,401.11	\$15,109,401.11	\$4,989,558.18
311000	Energía eléctrica	\$20,000,000.00	\$49.08	\$20,000,049.08	\$15,088,712.45	\$15,088,712.45	\$15,088,712.45	\$15,088,712.45	\$4,911,336.63
311001	Servicio de Energía Eléctrica	\$20,000,000.00	\$49.08	\$20,000,049.08	\$15,088,712.45	\$15,088,712.45	\$15,088,712.45	\$15,088,712.45	\$4,911,336.63
312000	Gas	\$69,725.67	\$0.00	\$69,725.67	\$5,597.50	\$5,597.50	\$5,597.50	\$5,597.50	\$64,128.17
312001	Gas	\$69,725.67	\$0.00	\$69,725.67	\$5,597.50	\$5,597.50	\$5,597.50	\$5,597.50	\$64,128.17
314000	Telefonía tradicional	\$26,500.00	\$710.64	\$27,210.64	\$13,567.41	\$13,567.41	\$13,567.41	\$13,567.41	\$13,643.23
314001	Servicio Telefónico Tradicional	\$26,500.00	\$710.64	\$27,210.64	\$13,567.41	\$13,567.41	\$13,567.41	\$13,567.41	\$13,643.23
315000	Telefonía celular	\$0.00	\$1,229.28	\$1,229.28	\$1,034.48	\$1,034.48	\$1,034.48	\$1,034.48	\$194.80
315001	Servicio de Telefonía Celular	\$0.00	\$1,229.28	\$1,229.28	\$1,034.48	\$1,034.48	\$1,034.48	\$1,034.48	\$194.80
318000	Servicios postales y telegráficos	\$350.00	\$244.62	\$594.62	\$489.27	\$489.27	\$489.27	\$489.27	\$105.35
318001	Servicio Postal	\$350.00	\$244.62	\$594.62	\$489.27	\$489.27	\$489.27	\$489.27	\$105.35
319000	Servicios integrales y otros servicios	\$150.00	\$0.00	\$150.00	\$0.00	\$0.00	\$0.00	\$0.00	\$150.00
319001	Servicios integrales y otros servicios	\$150.00	\$0.00	\$150.00	\$0.00	\$0.00	\$0.00	\$0.00	\$150.00
320000	Servicios de arrendamiento	\$88,600.00	\$829,040.52	\$917,640.52	\$1,527,318.97	\$1,527,318.97	\$1,527,318.97	\$1,527,318.97	-\$609,678.45
325000	Arrendamiento de equipo de transporte	\$0.00	\$437,255.16	\$437,255.16	\$776,631.02	\$776,631.02	\$776,631.02	\$776,631.02	-\$339,375.86
325001	Servicios de arrendamiento de vehículos y equipo de transporte.	\$0.00	\$437,255.16	\$437,255.16	\$776,631.02	\$776,631.02	\$776,631.02	\$776,631.02	-\$339,375.86
326000	Arrendamiento de maquinaria, otros equipos y herramientas	\$68,000.00	\$376,000.02	\$444,000.02	\$719,117.26	\$719,117.26	\$719,117.26	\$719,117.26	-\$275,117.24
326001	Arrendamiento de Maquinaria y Equipo	\$68,000.00	\$376,000.02	\$444,000.02	\$719,117.26	\$719,117.26	\$719,117.26	\$719,117.26	-\$275,117.24
327000	Arrendamiento de activos intangibles	\$0.00	\$15,785.34	\$15,785.34	\$31,570.69	\$31,570.69	\$31,570.69	\$31,570.69	\$16,785.35
327001	Arrendamiento de activos intangibles	\$0.00	\$15,785.34	\$15,785.34	\$31,570.69	\$31,570.69	\$31,570.69	\$31,570.69	\$16,785.35
329000	Otros arrendamientos	\$20,600.00	\$0.00	\$20,600.00	\$0.00	\$0.00	\$0.00	\$0.00	\$20,600.00
329001	Otros arrendamientos	\$20,600.00	\$0.00	\$20,600.00	\$0.00	\$0.00	\$0.00	\$0.00	\$20,600.00
330000	Servicios profesionales, científicos, técnicos y otros servicios	\$1,511,220.12	\$420,463.74	\$1,931,683.86	\$1,020,186.97	\$1,020,186.97	\$1,020,186.97	\$1,020,186.97	\$911,496.89
331000	Servicios legales, de contabilidad, auditoría y relacionados	\$763,436.12	\$199,932.72	\$963,368.84	\$393,010.97	\$393,010.97	\$393,010.97	\$393,010.97	\$570,357.87
331001	Servicios legales	\$763,436.12	\$0.00	\$763,436.12	\$2,000.00	\$2,000.00	\$2,000.00	\$2,000.00	\$761,436.12







379001	Otros servicios de traslado y hospedaje	\$32,613.20	\$0.00	\$32,613.20	\$0.00	\$0.00	\$0.00	\$0.00	\$32,613.20
<b>380000</b>	<b>Servicios oficiales</b>	<b>\$69,160.00</b>	<b>\$8,901.00</b>	<b>\$78,061.00</b>	<b>\$32,630.61</b>	<b>\$32,630.61</b>	<b>\$32,630.61</b>	<b>\$32,630.61</b>	<b>\$45,430.39</b>
381000	Gastos de ceremonial	\$0.00	\$525.00	\$525.00	\$0.00	\$0.00	\$0.00	\$0.00	\$525.00
381001	Gastos de Ceremonial	\$0.00	\$525.00	\$525.00	\$0.00	\$0.00	\$0.00	\$0.00	\$525.00
382000	Gastos de orden social y cultural	\$69,160.00	\$8,376.00	\$77,536.00	\$32,630.61	\$32,630.61	\$32,630.61	\$32,630.61	\$44,905.39
382001	Gastos de orden social	\$23,560.00	\$8,376.00	\$31,936.00	\$32,630.61	\$32,630.61	\$32,630.61	\$32,630.61	-\$694.61
382002	Eventos Culturales	\$45,600.00	\$0.00	\$45,600.00	\$0.00	\$0.00	\$0.00	\$0.00	\$45,600.00
<b>390000</b>	<b>Otros servicios generales</b>	<b>\$7,611,836.00</b>	<b>\$1,206,603.00</b>	<b>\$8,818,439.00</b>	<b>\$3,007,118.93</b>	<b>\$3,007,118.93</b>	<b>\$3,007,118.93</b>	<b>\$3,007,118.93</b>	<b>\$5,811,320.07</b>
391000	Servicios funerarios y de cementerios	\$120,000.00	\$0.00	\$120,000.00	\$2,730.00	\$2,730.00	\$2,730.00	\$2,730.00	\$117,270.00
391001	Servicios funerarios y de cementerios	\$120,000.00	\$0.00	\$120,000.00	\$2,730.00	\$2,730.00	\$2,730.00	\$2,730.00	\$117,270.00
392000	Impuestos y derechos	\$7,491,836.00	\$11,340.18	\$7,503,176.18	\$1,129,120.82	\$1,129,120.82	\$1,129,120.82	\$1,129,120.82	\$6,374,055.36
392005	Pago de otros impuestos	\$51,836.00	\$11,340.18	\$63,176.18	\$23,427.82	\$23,427.82	\$23,427.82	\$23,427.82	\$39,748.36
392006	Pago de derechos	\$7,440,000.00	\$0.00	\$7,440,000.00	\$1,105,693.00	\$1,105,693.00	\$1,105,693.00	\$1,105,693.00	\$6,334,307.00
394000	Sentencias y resoluciones por autoridad competente	\$0.00	\$1,195,262.82	\$1,195,262.82	\$1,875,268.11	\$1,875,268.11	\$1,875,268.11	\$1,875,268.11	-\$680,005.29
394001	Gastos Derivados de una Resolución Judicial	\$0.00	\$1,195,262.82	\$1,195,262.82	\$1,875,268.11	\$1,875,268.11	\$1,875,268.11	\$1,875,268.11	-\$680,005.29
<b>400000</b>	<b>TRANSFERENCIAS, ASIGNACIONES, SUBSIDIOS Y</b>	<b>\$699,000.00</b>	<b>\$0.00</b>	<b>\$699,000.00</b>	<b>\$380,886.00</b>	<b>\$380,886.00</b>	<b>\$380,886.00</b>	<b>\$380,886.00</b>	<b>\$318,114.00</b>
450000	Pensiones y jubilaciones	\$699,000.00	\$0.00	\$699,000.00	\$380,886.00	\$380,886.00	\$380,886.00	\$380,886.00	\$318,114.00
451000	Pensiones	\$699,000.00	\$0.00	\$699,000.00	\$380,886.00	\$380,886.00	\$380,886.00	\$380,886.00	\$318,114.00
451001	Pensiones	\$699,000.00	\$0.00	\$699,000.00	\$380,886.00	\$380,886.00	\$380,886.00	\$380,886.00	\$318,114.00
<b>500000</b>	<b>BIENES MUEBLES, INMUEBLES E INTANGIBLES</b>	<b>\$251,970.96</b>	<b>\$500,704.92</b>	<b>\$752,675.88</b>	<b>\$1,050,956.36</b>	<b>\$1,050,956.36</b>	<b>\$1,050,956.36</b>	<b>\$1,050,956.36</b>	<b>-\$298,280.48</b>
510000	Mobiliario y equipo de administración	\$136,374.96	\$19,992.30	\$156,367.26	\$121,061.00	\$121,061.00	\$121,061.00	\$121,061.00	\$35,306.26
511000	Muebles de oficina y estantería	\$23,079.00	\$0.00	\$23,079.00	\$0.00	\$0.00	\$0.00	\$0.00	\$23,079.00
511001	Muebles de oficina y estantería	\$23,079.00	\$0.00	\$23,079.00	\$0.00	\$0.00	\$0.00	\$0.00	\$23,079.00
515000	Equipo de cómputo y de tecnología de la información	\$113,295.96	\$19,992.30	\$133,288.26	\$121,061.00	\$121,061.00	\$121,061.00	\$121,061.00	\$12,227.26
515001	Bienes informáticos	\$113,295.96	\$19,992.30	\$133,288.26	\$121,061.00	\$121,061.00	\$121,061.00	\$121,061.00	\$12,227.26
520000	Mobiliario y equipo educacional y recreativo	\$6,796.00	\$4,249.98	\$11,045.98	\$8,500.00	\$8,500.00	\$8,500.00	\$8,500.00	\$2,545.98
521000	Equipos y aparatos audiovisuales	\$6,796.00	\$0.00	\$6,796.00	\$0.00	\$0.00	\$0.00	\$0.00	\$6,796.00
521001	Equipos y aparatos audiovisuales	\$6,796.00	\$0.00	\$6,796.00	\$0.00	\$0.00	\$0.00	\$0.00	\$6,796.00
523000	Cámaras fotográficas y de video	\$0.00	\$4,249.98	\$4,249.98	\$8,500.00	\$8,500.00	\$8,500.00	\$8,500.00	-\$4,250.02
523001	Cámaras fotográficas y de video	\$0.00	\$4,249.98	\$4,249.98	\$8,500.00	\$8,500.00	\$8,500.00	\$8,500.00	-\$4,250.02
530000	Equipo e instrumental médico y de laboratorio	\$0.00	\$14,500.02	\$14,500.02	\$29,000.00	\$29,000.00	\$29,000.00	\$29,000.00	-\$14,499.98
531000	Equipo médico y de laboratorio	\$0.00	\$14,500.02	\$14,500.02	\$29,000.00	\$29,000.00	\$29,000.00	\$29,000.00	-\$14,499.98
531001	Equipo médico y de laboratorio	\$0.00	\$14,500.02	\$14,500.02	\$29,000.00	\$29,000.00	\$29,000.00	\$29,000.00	-\$14,499.98
540000	Vehículos y equipo de transporte	\$65,800.00	\$280,801.86	\$346,601.86	\$597,403.69	\$597,403.69	\$597,403.69	\$597,403.69	-\$250,801.83
541000	Vehículos y equipo terrestre	\$0.00	\$280,172.10	\$280,172.10	\$560,344.20	\$560,344.20	\$560,344.20	\$560,344.20	-\$280,172.10
541001	Vehículos y Equipo Terrestre	\$0.00	\$280,172.10	\$280,172.10	\$560,344.20	\$560,344.20	\$560,344.20	\$560,344.20	-\$280,172.10
549000	Otros equipos de transporte	\$65,800.00	\$629.76	\$66,429.76	\$37,059.49	\$37,059.49	\$37,059.49	\$37,059.49	\$29,370.27
549001	Otros equipos de transporte	\$65,800.00	\$629.76	\$66,429.76	\$37,059.49	\$37,059.49	\$37,059.49	\$37,059.49	\$29,370.27
560000	Maquinaria, otros equipos y herramientas	\$30,000.00	\$181,160.76	\$211,160.76	\$294,991.67	\$294,991.67	\$294,991.67	\$294,991.67	-\$83,830.91
564000	Sistemas de aire acondicionado, calefacción y de refrigeración	\$0.00	\$9,258.18	\$9,258.18	\$18,516.38	\$18,516.38	\$18,516.38	\$18,516.38	-\$9,258.20
564001	Sistemas de aire acondicionado, calefacción y de refrigeración	\$0.00	\$9,258.18	\$9,258.18	\$18,516.38	\$18,516.38	\$18,516.38	\$18,516.38	-\$9,258.20
567000	Herramientas y máquinas-herramienta	\$30,000.00	\$136,180.08	\$166,180.08	\$205,031.33	\$205,031.33	\$205,031.33	\$205,031.33	-\$38,851.25
567001	Herramientas y Máquinas-Herramientas	\$30,000.00	\$136,180.08	\$166,180.08	\$205,031.33	\$205,031.33	\$205,031.33	\$205,031.33	-\$38,851.25



569000	Otros equipos	\$0.00	\$35,722.50	\$35,722.50	\$71,443.96	\$71,443.96	\$71,443.96	\$71,443.96	\$71,443.96	-\$35,721.46
569001	Otros equipos	\$0.00	\$35,722.50	\$35,722.50	\$71,443.96	\$71,443.96	\$71,443.96	\$71,443.96	\$71,443.96	-\$35,721.46
590000	Activos intangibles	\$13,000.00	\$0.00	\$13,000.00	\$0.00	\$0.00	\$0.00	\$0.00	\$0.00	\$13,000.00
597000	Licencias informáticas e intelectuales	\$13,000.00	\$0.00	\$13,000.00	\$0.00	\$0.00	\$0.00	\$0.00	\$0.00	\$13,000.00
597001	Licencias informáticas e intelectuales	\$13,000.00	\$0.00	\$13,000.00	\$0.00	\$0.00	\$0.00	\$0.00	\$0.00	\$13,000.00
600000	<b>INVERSION PUBLICA</b>	\$0.00	\$983,170.32	\$983,170.32	\$1,966,340.58	\$1,966,340.58	\$1,966,340.58	\$991,379.31	\$991,379.31	-\$983,170.26
630000	Proyectos productivos y acciones de fomento	\$0.00	\$983,170.32	\$983,170.32	\$1,966,340.58	\$1,966,340.58	\$1,966,340.58	\$991,379.31	\$991,379.31	-\$983,170.26
632000	Ejecución de proyectos productivos no incluidos en conceptos	\$0.00	\$983,170.32	\$983,170.32	\$1,966,340.58	\$1,966,340.58	\$1,966,340.58	\$991,379.31	\$991,379.31	-\$983,170.26
632001	Ejecución de proyectos productivos no incluidos en conceptos	\$0.00	\$983,170.32	\$983,170.32	\$1,966,340.58	\$1,966,340.58	\$1,966,340.58	\$991,379.31	\$991,379.31	-\$983,170.26
900000	<b>DEUDA PUBLICA</b>	\$72,178.02	\$0.00	\$72,178.02	\$0.00	\$0.00	\$0.00	\$0.00	\$0.00	\$72,178.02
990000	Adeudos de ejercicios fiscales anteriores (ADEFAS)	\$72,178.02	\$0.00	\$72,178.02	\$0.00	\$0.00	\$0.00	\$0.00	\$0.00	\$72,178.02
991000	ADEFAS	\$72,178.02	\$0.00	\$72,178.02	\$0.00	\$0.00	\$0.00	\$0.00	\$0.00	\$72,178.02
991001	Adeudos de ejercicios fiscales anteriores (ADEFAS)	\$72,178.02	\$0.00	\$72,178.02	\$0.00	\$0.00	\$0.00	\$0.00	\$0.00	\$72,178.02
<b>INGRESOS PROPIOS</b>		\$62,511,750.00	\$6,340,432.98	\$68,852,182.98	\$41,593,569.98	\$41,585,569.98	\$41,585,569.98	\$40,307,665.04	\$40,307,665.04	\$27,266,613.00

### 141 INGRESOS PROPIOS (REMANENTE)

200000	<b>MATERIALES Y SUMINISTROS</b>	\$0.00	\$1,150.02	\$1,150.02	\$2,300.00	\$2,300.00	\$2,300.00	\$2,300.00	\$2,300.00	-\$1,149.98
240000	Materiales y artículos de construcción y de reparación	\$0.00	\$1,150.02	\$1,150.02	\$2,300.00	\$2,300.00	\$2,300.00	\$2,300.00	\$2,300.00	-\$1,149.98
247000	Artículos metálicos para la construcción	\$0.00	\$1,150.02	\$1,150.02	\$2,300.00	\$2,300.00	\$2,300.00	\$2,300.00	\$2,300.00	-\$1,149.98
247001	Artículos metálicos para la construcción	\$0.00	\$1,150.02	\$1,150.02	\$2,300.00	\$2,300.00	\$2,300.00	\$2,300.00	\$2,300.00	-\$1,149.98
300000	<b>SERVICIOS GENERALES</b>	\$0.00	\$540,000.00	\$540,000.00	\$85,657.50	\$85,657.50	\$85,657.50	\$85,657.50	\$85,657.50	\$454,342.50
350000	Servicios de instalación, reparación, mantenimiento y	\$0.00	\$540,000.00	\$540,000.00	\$85,657.50	\$85,657.50	\$85,657.50	\$85,657.50	\$85,657.50	\$454,342.50
357000	Instalación, reparación y mantenimiento de maquinaria, otros equipos	\$0.00	\$540,000.00	\$540,000.00	\$85,657.50	\$85,657.50	\$85,657.50	\$85,657.50	\$85,657.50	\$454,342.50
357002	Mantenimiento e Instalación de Equipos y Herramientas para	\$0.00	\$540,000.00	\$540,000.00	\$85,657.50	\$85,657.50	\$85,657.50	\$85,657.50	\$85,657.50	\$454,342.50
500000	<b>BIENES MUEBLES, INMUEBLES E INTANGIBLES</b>	\$0.00	\$2,201,250.00	\$2,201,250.00	\$4,401,500.00	\$4,401,500.00	\$4,401,500.00	\$4,401,500.00	\$4,401,500.00	-\$2,200,250.00
540000	Vehículos y equipo de transporte	\$0.00	\$2,158,000.02	\$2,158,000.02	\$4,315,000.00	\$4,315,000.00	\$4,315,000.00	\$4,315,000.00	\$4,315,000.00	-\$2,156,999.98
541000	Vehículos y equipo terrestre	\$0.00	\$2,158,000.02	\$2,158,000.02	\$4,315,000.00	\$4,315,000.00	\$4,315,000.00	\$4,315,000.00	\$4,315,000.00	-\$2,156,999.98
541001	Vehículos y Equipo Terrestre	\$0.00	\$2,158,000.02	\$2,158,000.02	\$4,315,000.00	\$4,315,000.00	\$4,315,000.00	\$4,315,000.00	\$4,315,000.00	-\$2,156,999.98
560000	Maquinaria, otros equipos y herramientas	\$0.00	\$43,249.98	\$43,249.98	\$86,500.00	\$86,500.00	\$86,500.00	\$86,500.00	\$86,500.00	-\$43,250.02
567000	Herramientas y máquinas-herramienta	\$0.00	\$43,249.98	\$43,249.98	\$86,500.00	\$86,500.00	\$86,500.00	\$86,500.00	\$86,500.00	-\$43,250.02
567001	Herramientas y Máquinas-Herramientas	\$0.00	\$43,249.98	\$43,249.98	\$86,500.00	\$86,500.00	\$86,500.00	\$86,500.00	\$86,500.00	-\$43,250.02
600000	<b>INVERSION PUBLICA</b>	\$0.00	\$431,034.48	\$431,034.48	\$862,068.97	\$862,068.97	\$862,068.97	\$862,068.97	\$862,068.97	-\$431,034.49
630000	Proyectos productivos y acciones de fomento	\$0.00	\$431,034.48	\$431,034.48	\$862,068.97	\$862,068.97	\$862,068.97	\$862,068.97	\$862,068.97	-\$431,034.49
632000	Ejecución de proyectos productivos no incluidos en conceptos	\$0.00	\$431,034.48	\$431,034.48	\$862,068.97	\$862,068.97	\$862,068.97	\$862,068.97	\$862,068.97	-\$431,034.49
632001	Ejecución de proyectos productivos no incluidos en conceptos	\$0.00	\$431,034.48	\$431,034.48	\$862,068.97	\$862,068.97	\$862,068.97	\$862,068.97	\$862,068.97	-\$431,034.49
<b>INGRESOS PROPIOS (REMANENTE)</b>		\$0.00	\$3,173,434.50	\$3,173,434.50	\$5,351,526.47	\$5,351,526.47	\$5,351,526.47	\$5,351,526.47	\$5,351,526.47	-\$2,178,091.97

### 271 DEVOLUCION DE IVA

200000	<b>MATERIALES Y SUMINISTROS</b>	\$0.00	\$32,500.02	\$32,500.02	\$64,950.16	\$64,950.16	\$64,950.16	\$64,950.16	\$64,950.16	-\$32,450.14
240000	Materiales y artículos de construcción y de reparación	\$0.00	\$32,500.02	\$32,500.02	\$64,950.16	\$64,950.16	\$64,950.16	\$64,950.16	\$64,950.16	-\$32,450.14
249000	Otros materiales y artículos de construcción y reparación	\$0.00	\$32,500.02	\$32,500.02	\$64,950.16	\$64,950.16	\$64,950.16	\$64,950.16	\$64,950.16	-\$32,450.14
249001	Otros materiales y artículos de construcción y reparación	\$0.00	\$32,500.02	\$32,500.02	\$64,950.16	\$64,950.16	\$64,950.16	\$64,950.16	\$64,950.16	-\$32,450.14
300000	<b>SERVICIOS GENERALES</b>	\$0.00	\$568,831.02	\$568,831.02	\$1,137,662.00	\$1,137,662.00	\$1,137,662.00	\$1,137,662.00	\$1,137,662.00	-\$568,830.98

*[Handwritten signature]*





390000	Otros servicios generales	\$0.00	\$568,831.02	\$568,831.02	\$1,137,662.00	\$1,137,662.00	\$1,137,662.00	\$1,137,662.00	-\$568,830.98
392000	Impuestos y derechos	\$0.00	\$568,831.02	\$568,831.02	\$1,137,662.00	\$1,137,662.00	\$1,137,662.00	\$1,137,662.00	-\$568,830.98
392006	Pago de derechos	\$0.00	\$568,831.02	\$568,831.02	\$1,137,662.00	\$1,137,662.00	\$1,137,662.00	\$1,137,662.00	-\$568,830.98
<b>DEVOLUCION DE IVA</b>		\$0.00	\$601,331.04	\$601,331.04	\$1,202,612.16	\$1,202,612.16	\$1,202,612.16	\$1,202,612.16	<b>-\$601,281.12</b>
<b>Total Final</b>		\$62,511,750.00	\$10,115,198.52	\$72,626,948.52	\$48,147,708.61	\$48,139,708.61	\$48,139,708.61	\$46,861,803.67	\$24,487,239.91

"Bajo protesta de decir verdad declaramos que las cifras contenidas en este estado financiero son veraces y contienen toda la información referente a la situación y/o los resultados de la Comisión de Agua y Alcantarillado del Municipio de Tulancingo de Bravo, afirmando ser legalmente responsables de la autenticidad y veracidad de las mismas, y asimismo asumimos la responsabilidad derivada de cualquier declaración en falso sobre las mismas"

\_\_\_\_\_  
 LUIS ENRIQUE HIDALGO HERNANDEZ  
 DIRECTOR GENERAL



\_\_\_\_\_  
 TRA. CLAUDIA LETICIA ALTAMIRA MENDOZA  
 DIRECTORA DEL DESPACHO DE LOS ASUNTOS  
 DE LA DIRECCIÓN DE ADMINISTRACIÓN Y  
 FINANZAS

\_\_\_\_\_  
 LIC. JUAN CARLOS LARA ARROYO  
 COMISARIO





**Comisión de Agua y Alcantarillado del Municipio de Tulancingo de Bravo, Hidalgo**  
**ESTADO DE HIDALGO**  
**Estado Analítico del Ejercicio del Presupuesto de egresos por Fuente de Financiamiento Del 01/ene./2021 Al 31/may./2021**

Ejercicio del Presupuesto	Egresos		Egresos Modificado	Egresos Comprometido	Egresos Devengado	Egresos Ejercido	Egresos Pagado	Subejercicio	
	Aprobado Al 31/12/2021	Ampliaciones / (Reducciones)							
<b>140</b>	<b>INGRESOS PROPIOS</b>								
100000	<b>SERVICIOS PERSONALES</b>	\$24,045,088.69	\$452,252.65	\$24,497,341.34	\$9,495,100.05	\$9,495,100.05	\$9,495,100.05	\$9,495,100.05	\$15,002,241.29
110000	Remuneraciones al personal de carácter permanente	\$18,528,550.09	\$66,322.10	\$18,594,872.19	\$7,954,064.00	\$7,954,064.00	\$7,954,064.00	\$7,954,064.00	\$10,640,808.19
113000	Sueldos base al personal permanente	\$18,528,550.09	\$66,322.10	\$18,594,872.19	\$7,954,064.00	\$7,954,064.00	\$7,954,064.00	\$7,954,064.00	\$10,640,808.19
113001	Sueldos	\$18,528,550.09	\$66,322.10	\$18,594,872.19	\$7,954,064.00	\$7,954,064.00	\$7,954,064.00	\$7,954,064.00	\$10,640,808.19
120000	Remuneraciones al personal de carácter transitorio	\$1,506,565.00	\$263,934.20	\$1,770,499.20	\$1,208,967.00	\$1,208,967.00	\$1,208,967.00	\$1,208,967.00	\$561,532.20
122000	Sueldos base al personal eventual	\$1,506,565.00	\$263,934.20	\$1,770,499.20	\$1,208,967.00	\$1,208,967.00	\$1,208,967.00	\$1,208,967.00	\$561,532.20
122001	Sueldo Base a Personal Eventual	\$1,506,565.00	\$263,934.20	\$1,770,499.20	\$1,208,967.00	\$1,208,967.00	\$1,208,967.00	\$1,208,967.00	\$561,532.20
130000	Remuneraciones adicionales y especiales	\$3,549,189.79	\$4,166.70	\$3,553,356.49	\$0.00	\$0.00	\$0.00	\$0.00	\$3,553,356.49
132000	Primas de vacaciones, dominical y gratificación de fin de año	\$3,534,189.79	\$4,166.70	\$3,538,356.49	\$0.00	\$0.00	\$0.00	\$0.00	\$3,538,356.49
132001	Prima de Vacaciones y Dominical	\$339,886.33	\$4,166.70	\$344,053.03	\$0.00	\$0.00	\$0.00	\$0.00	\$344,053.03
132002	Gratificación Anual	\$3,194,303.46	\$0.00	\$3,194,303.46	\$0.00	\$0.00	\$0.00	\$0.00	\$3,194,303.46
133000	Horas extraordinarias	\$15,000.00	\$0.00	\$15,000.00	\$0.00	\$0.00	\$0.00	\$0.00	\$15,000.00
133001	Horas extras	\$15,000.00	\$0.00	\$15,000.00	\$0.00	\$0.00	\$0.00	\$0.00	\$15,000.00
150000	Otras prestaciones sociales y económicas	\$460,783.81	\$117,829.65	\$578,613.46	\$332,069.05	\$332,069.05	\$332,069.05	\$332,069.05	\$246,544.41
152000	Indemnizaciones	\$160,000.00	\$0.00	\$160,000.00	\$0.00	\$0.00	\$0.00	\$0.00	\$160,000.00
152001	Indemnizaciones	\$160,000.00	\$0.00	\$160,000.00	\$0.00	\$0.00	\$0.00	\$0.00	\$160,000.00
159000	Otras prestaciones sociales y económicas	\$300,783.81	\$117,829.65	\$418,613.46	\$332,069.05	\$332,069.05	\$332,069.05	\$332,069.05	\$86,544.41
159002	Otras Prestaciones	\$300,783.81	\$117,829.65	\$418,613.46	\$332,069.05	\$332,069.05	\$332,069.05	\$332,069.05	\$86,544.41
200000	<b>MATERIALES Y SUMINISTROS</b>	\$5,091,418.78	\$811,172.80	\$5,902,591.58	\$3,846,140.87	\$3,838,140.87	\$3,838,140.87	\$3,545,792.92	\$2,064,450.71
210000	Materiales de administración, emisión de documentos y artículos	\$428,852.16	\$148,160.20	\$577,012.36	\$449,565.64	\$449,565.64	\$449,565.64	\$449,565.64	\$127,446.72
211000	Materiales, útiles y equipos menores de oficina	\$171,185.26	\$96,533.95	\$267,719.21	\$283,619.77	\$283,619.77	\$283,619.77	\$283,619.77	-\$15,900.56
211001	Material de Oficina	\$171,185.26	\$94,033.95	\$265,219.21	\$283,619.77	\$283,619.77	\$283,619.77	\$283,619.77	-\$18,400.56
211002	Gastos de Oficina	\$0.00	\$2,500.00	\$2,500.00	\$0.00	\$0.00	\$0.00	\$0.00	\$2,500.00
212000	Materiales y útiles de impresión y reproducción	\$150,505.19	\$416.65	\$150,921.84	\$37,062.64	\$37,062.64	\$37,062.64	\$37,062.64	\$113,859.20
212001	Materiales y Útiles de Impresión	\$150,505.19	\$416.65	\$150,921.84	\$37,062.64	\$37,062.64	\$37,062.64	\$37,062.64	\$113,859.20
214000	Materiales, útiles y equipos menores de tecnologías de la información	\$38,678.00	\$6,700.45	\$45,378.45	\$44,724.92	\$44,724.92	\$44,724.92	\$44,724.92	\$653.53
214001	Material para Bienes Informáticos	\$38,428.00	\$6,700.45	\$45,128.45	\$44,724.92	\$44,724.92	\$44,724.92	\$44,724.92	\$403.53
214002	Materiales de Grabación	\$250.00	\$0.00	\$250.00	\$0.00	\$0.00	\$0.00	\$0.00	\$250.00
215000	Material impreso e información digital	\$36,908.05	\$7,281.65	\$44,189.70	\$17,476.00	\$17,476.00	\$17,476.00	\$17,476.00	\$26,713.70
215001	Suscripciones a Publicaciones y Periódicos	\$36,908.05	\$7,281.65	\$44,189.70	\$17,476.00	\$17,476.00	\$17,476.00	\$17,476.00	\$26,713.70
216000	Material de limpieza	\$25,840.52	\$35,269.15	\$61,109.67	\$61,982.31	\$61,982.31	\$61,982.31	\$61,982.31	\$872.64
216001	Material de Limpieza	\$25,840.52	\$35,269.15	\$61,109.67	\$61,982.31	\$61,982.31	\$61,982.31	\$61,982.31	\$872.64
217000	Materiales y útiles de enseñanza	\$3,650.00	\$0.00	\$3,650.00	\$0.00	\$0.00	\$0.00	\$0.00	\$3,650.00
217001	Material Didáctico	\$3,650.00	\$0.00	\$3,650.00	\$0.00	\$0.00	\$0.00	\$0.00	\$3,650.00



218000	Materiales para el registro e identificación de bienes y personas	\$2,085.14	\$1,958.35	\$4,043.49	\$4,700.00	\$4,700.00	\$4,700.00	\$4,700.00	\$4,700.00	-\$656.51
218002	Identificadores e Iconos de señalización	\$2,085.14	\$1,958.35	\$4,043.49	\$4,700.00	\$4,700.00	\$4,700.00	\$4,700.00	\$4,700.00	-\$656.51
<b>220000</b>	<b>Alimentos y utensilios</b>	<b>\$16,778.07</b>	<b>\$11,280.80</b>	<b>\$28,058.87</b>	<b>\$19,464.93</b>	<b>\$19,464.93</b>	<b>\$19,464.93</b>	<b>\$19,464.93</b>	<b>\$19,464.93</b>	<b>\$8,593.94</b>
221000	Productos alimenticios para personas	\$16,778.07	\$11,280.80	\$28,058.87	\$19,464.93	\$19,464.93	\$19,464.93	\$19,464.93	\$19,464.93	\$8,593.94
221001	Alimentación de Personas	\$16,778.07	\$11,280.80	\$28,058.87	\$19,464.93	\$19,464.93	\$19,464.93	\$19,464.93	\$19,464.93	\$8,593.94
<b>230000</b>	<b>Materias primas y materiales de producción y comercialización</b>	<b>\$71,150.22</b>	<b>\$14,375.00</b>	<b>\$85,525.22</b>	<b>\$49,996.01</b>	<b>\$49,996.01</b>	<b>\$49,996.01</b>	<b>\$49,996.01</b>	<b>\$49,996.01</b>	<b>\$35,529.21</b>
234000	Combustibles, lubricantes, aditivos, carbón y sus derivados adquiridos	\$71,150.22	\$14,375.00	\$85,525.22	\$49,996.01	\$49,996.01	\$49,996.01	\$49,996.01	\$49,996.01	\$35,529.21
234001	Combustibles, lubricantes y aditivos,	\$71,150.22	\$14,375.00	\$85,525.22	\$49,996.01	\$49,996.01	\$49,996.01	\$49,996.01	\$49,996.01	\$35,529.21
<b>240000</b>	<b>Materiales y artículos de construcción y de reparación</b>	<b>\$1,573,987.13</b>	<b>\$237,326.95</b>	<b>\$1,811,314.08</b>	<b>\$1,290,481.92</b>	<b>\$1,282,481.92</b>	<b>\$1,282,481.92</b>	<b>\$1,282,481.92</b>	<b>\$1,282,481.92</b>	<b>\$528,832.16</b>
241000	Productos minerales no metálicos	\$173,096.90	\$16,666.65	\$189,763.55	\$137,019.71	\$137,019.71	\$137,019.71	\$137,019.71	\$137,019.71	\$52,743.84
241001	Productos minerales no metálicos	\$173,096.90	\$16,666.65	\$189,763.55	\$137,019.71	\$137,019.71	\$137,019.71	\$137,019.71	\$137,019.71	\$52,743.84
242000	Cemento y productos de concreto	\$362,489.70	\$3,599.15	\$366,088.85	\$213,513.78	\$213,513.78	\$213,513.78	\$213,513.78	\$213,513.78	\$152,575.07
242001	Cemento y productos de concreto	\$362,489.70	\$3,599.15	\$366,088.85	\$213,513.78	\$213,513.78	\$213,513.78	\$213,513.78	\$213,513.78	\$152,575.07
243000	Cal, yeso y productos de yeso	\$9,405.16	\$3,533.05	\$12,938.21	\$9,281.05	\$9,281.05	\$9,281.05	\$9,281.05	\$9,281.05	\$3,657.16
243001	Cal, yeso y productos de yeso	\$9,405.16	\$3,533.05	\$12,938.21	\$9,281.05	\$9,281.05	\$9,281.05	\$9,281.05	\$9,281.05	\$3,657.16
244000	Madera y productos de madera	\$29,977.88	\$0.00	\$29,977.88	\$2,854.00	\$2,854.00	\$2,854.00	\$2,854.00	\$2,854.00	\$27,123.88
244001	Madera y productos de madera	\$29,977.88	\$0.00	\$29,977.88	\$2,854.00	\$2,854.00	\$2,854.00	\$2,854.00	\$2,854.00	\$27,123.88
246000	Material eléctrico y electrónico	\$19,912.00	\$326.60	\$20,238.60	\$4,905.92	\$4,905.92	\$4,905.92	\$4,905.92	\$4,905.92	\$15,332.68
246001	Material Eléctrico	\$19,912.00	\$57.20	\$19,969.20	\$4,259.32	\$4,259.32	\$4,259.32	\$4,259.32	\$4,259.32	\$15,709.88
246002	Material Electrónico	\$0.00	\$269.40	\$269.40	\$646.60	\$646.60	\$646.60	\$646.60	\$646.60	-\$377.20
247000	Artículos metálicos para la construcción	\$104,414.38	\$61,675.45	\$166,089.83	\$193,280.47	\$185,280.47	\$185,280.47	\$185,280.47	\$185,280.47	-\$19,190.64
247001	Artículos metálicos para la construcción	\$104,414.38	\$61,675.45	\$166,089.83	\$193,280.47	\$185,280.47	\$185,280.47	\$185,280.47	\$185,280.47	-\$19,190.64
248000	Materiales complementarios	\$0.00	\$4,299.55	\$4,299.55	\$10,318.97	\$10,318.97	\$10,318.97	\$10,318.97	\$10,318.97	-\$6,019.42
248001	Materiales complementarios	\$0.00	\$4,299.55	\$4,299.55	\$10,318.97	\$10,318.97	\$10,318.97	\$10,318.97	\$10,318.97	-\$6,019.42
249000	Otros materiales y artículos de construcción y reparación	\$874,691.11	\$147,226.50	\$1,021,917.61	\$719,308.02	\$719,308.02	\$719,308.02	\$719,308.02	\$719,308.02	\$302,609.59
249001	Otros materiales y artículos de construcción y reparación	\$874,691.11	\$147,226.50	\$1,021,917.61	\$719,308.02	\$719,308.02	\$719,308.02	\$719,308.02	\$719,308.02	\$302,609.59
<b>250000</b>	<b>Productos químicos, farmacéuticos y de laboratorio</b>	<b>\$720,768.41</b>	<b>\$726.70</b>	<b>\$721,495.11</b>	<b>\$323,809.26</b>	<b>\$323,809.26</b>	<b>\$323,809.26</b>	<b>\$323,809.26</b>	<b>\$323,809.26</b>	<b>\$397,685.85</b>
252000	Fertilizantes, pesticidas y otros agroquímicos	\$0.00	\$14.05	\$14.05	\$33.76	\$33.76	\$33.76	\$33.76	\$33.76	-\$19.71
252001	Plaguicidas, Abonos y Fertilizantes	\$0.00	\$14.05	\$14.05	\$33.76	\$33.76	\$33.76	\$33.76	\$33.76	-\$19.71
254000	Materiales, accesorios y suministros médicos	\$0.00	\$114.95	\$114.95	\$275.86	\$275.86	\$275.86	\$275.86	\$275.86	-\$160.91
254001	Materiales y Suministros Médicos	\$0.00	\$114.95	\$114.95	\$275.86	\$275.86	\$275.86	\$275.86	\$275.86	-\$160.91
255000	Materiales, accesorios y suministros de laboratorio	\$0.00	\$431.05	\$431.05	\$1,034.49	\$1,034.49	\$1,034.49	\$1,034.49	\$1,034.49	-\$603.44
255001	Materiales y Suministros de Laboratorio	\$0.00	\$431.05	\$431.05	\$1,034.49	\$1,034.49	\$1,034.49	\$1,034.49	\$1,034.49	-\$603.44
256000	Fibras sintéticas, hules, plásticos y derivados	\$90.52	\$166.65	\$257.17	\$400.00	\$400.00	\$400.00	\$400.00	\$400.00	-\$142.83
256001	Fibras sintéticas, hules, plásticos y derivados	\$90.52	\$166.65	\$257.17	\$400.00	\$400.00	\$400.00	\$400.00	\$400.00	-\$142.83
259000	Otros productos químicos	\$720,677.89	\$0.00	\$720,677.89	\$322,065.15	\$322,065.15	\$322,065.15	\$322,065.15	\$322,065.15	\$398,612.74
259001	Otros productos químicos	\$720,677.89	\$0.00	\$720,677.89	\$322,065.15	\$322,065.15	\$322,065.15	\$322,065.15	\$322,065.15	\$398,612.74
<b>260000</b>	<b>Combustibles, lubricantes y aditivos</b>	<b>\$1,584,704.17</b>	<b>\$169,663.70</b>	<b>\$1,754,367.87</b>	<b>\$1,067,883.21</b>	<b>\$1,067,883.21</b>	<b>\$1,067,883.21</b>	<b>\$1,067,883.21</b>	<b>\$1,067,883.21</b>	<b>\$686,484.66</b>
261000	Combustibles, lubricantes y aditivos	\$1,584,704.17	\$169,663.70	\$1,754,367.87	\$1,067,883.21	\$1,067,883.21	\$1,067,883.21	\$1,067,883.21	\$1,067,883.21	\$686,484.66
261001	Combustibles y Lubricantes vehículos y equipos terrestres	\$1,584,704.17	\$168,830.35	\$1,753,534.52	\$1,067,883.21	\$1,067,883.21	\$1,067,883.21	\$1,067,883.21	\$1,067,883.21	\$685,651.31
261002	Combustibles y Lubricantes vehículos aéreos	\$0.00	\$833.35	\$833.35	\$0.00	\$0.00	\$0.00	\$0.00	\$0.00	\$833.35
<b>270000</b>	<b>Vestuario, blancos, prendas de protección y artículos deportivos</b>	<b>\$107,709.24</b>	<b>\$53,882.90</b>	<b>\$161,592.14</b>	<b>\$65,385.52</b>	<b>\$65,385.52</b>	<b>\$65,385.52</b>	<b>\$65,385.52</b>	<b>\$65,385.52</b>	<b>\$96,206.62</b>
271000	Vestuario y uniformes	\$0.00	\$35,666.65	\$35,666.65	\$41,240.00	\$41,240.00	\$41,240.00	\$41,240.00	\$41,240.00	-\$5,573.35
271001	Vestuario, Uniformes	\$0.00	\$35,666.65	\$35,666.65	\$41,240.00	\$41,240.00	\$41,240.00	\$41,240.00	\$41,240.00	-\$5,573.35
272000	Prendas de seguridad y protección personal	\$107,709.24	\$18,216.25	\$125,925.49	\$24,145.52	\$24,145.52	\$24,145.52	\$24,145.52	\$24,145.52	\$101,779.97
272001	Prendas de Protección	\$107,709.24	\$18,216.25	\$125,925.49	\$24,145.52	\$24,145.52	\$24,145.52	\$24,145.52	\$24,145.52	\$101,779.97





290000	Herramientas, refacciones y accesorios menores	\$587,469.38	\$175,756.55	\$763,225.93	\$579,554.38	\$579,554.38	\$579,554.38	\$579,554.38	\$183,671.55
291000	Herramientas menores	\$89,865.77	\$34,159.95	\$124,025.72	\$123,584.81	\$123,584.81	\$123,584.81	\$123,584.81	\$440.91
291001	Herramientas Menores	\$89,865.77	\$34,159.95	\$124,025.72	\$123,584.81	\$123,584.81	\$123,584.81	\$123,584.81	\$440.91
292000	Refacciones y accesorios menores de edificios	\$5,443.07	\$467.45	\$5,910.52	\$3,986.91	\$3,986.91	\$3,986.91	\$3,986.91	\$1,923.61
292001	Refacciones y accesorios menores de edificios	\$5,443.07	\$467.45	\$5,910.52	\$3,986.91	\$3,986.91	\$3,986.91	\$3,986.91	\$1,923.61
294000	Refacciones y accesorios menores de equipo de cómputo y	\$7,925.00	\$13,499.10	\$21,424.10	\$28,007.74	\$28,007.74	\$28,007.74	\$28,007.74	-\$6,583.64
294001	Refacciones y accesorios menores de equipo de cómputo y	\$7,925.00	\$13,499.10	\$21,424.10	\$28,007.74	\$28,007.74	\$28,007.74	\$28,007.74	-\$6,583.64
296000	Refacciones y accesorios menores de equipo de transporte	\$379,781.76	\$64,931.75	\$444,713.51	\$314,584.98	\$314,584.98	\$314,584.98	\$314,584.98	\$130,128.53
296001	Refacciones	\$379,781.76	\$64,931.75	\$444,713.51	\$314,584.98	\$314,584.98	\$314,584.98	\$314,584.98	\$130,128.53
298000	Refacciones y accesorios menores de maquinaria y otros equipos	\$104,453.78	\$38,616.40	\$143,070.18	\$71,593.44	\$71,593.44	\$71,593.44	\$71,593.44	\$71,476.74
298001	Refacciones y accesorios menores de maquinaria y otros equipos	\$104,453.78	\$38,616.40	\$143,070.18	\$71,593.44	\$71,593.44	\$71,593.44	\$71,593.44	\$71,476.74
299000	Refacciones y accesorios menores otros bienes muebles	\$0.00	\$24,081.90	\$24,081.90	\$37,796.50	\$37,796.50	\$37,796.50	\$37,796.50	-\$13,714.60
299001	Refacciones y accesorios menores otros bienes muebles	\$0.00	\$24,081.90	\$24,081.90	\$37,796.50	\$37,796.50	\$37,796.50	\$37,796.50	-\$13,714.60
<b>300000</b>	<b>SERVICIOS GENERALES</b>	<b>\$32,352,093.55</b>	<b>\$2,783,706.00</b>	<b>\$35,135,799.55</b>	<b>\$18,356,789.80</b>	<b>\$18,356,789.80</b>	<b>\$18,356,789.80</b>	<b>\$18,356,789.80</b>	<b>\$16,779,009.75</b>
310000	Servicios básicos	\$20,096,725.67	\$1,861.35	\$20,098,587.02	\$12,617,401.46	\$12,617,401.46	\$12,617,401.46	\$12,617,401.46	\$7,481,185.56
311000	Energía eléctrica	\$20,000,000.00	\$40.90	\$20,000,040.90	\$12,601,982.85	\$12,601,982.85	\$12,601,982.85	\$12,601,982.85	\$7,398,058.05
311001	Servicio de Energía Eléctrica	\$20,000,000.00	\$40.90	\$20,000,040.90	\$12,601,982.85	\$12,601,982.85	\$12,601,982.85	\$12,601,982.85	\$7,398,058.05
312000	Gas	\$69,725.67	\$0.00	\$69,725.67	\$2,779.18	\$2,779.18	\$2,779.18	\$2,779.18	\$66,946.49
312001	Gas	\$69,725.67	\$0.00	\$69,725.67	\$2,779.18	\$2,779.18	\$2,779.18	\$2,779.18	\$66,946.49
314000	Telefonía tradicional	\$26,500.00	\$592.20	\$27,092.20	\$11,244.99	\$11,244.99	\$11,244.99	\$11,244.99	\$15,847.21
314001	Servicio Telefónico Tradicional	\$26,500.00	\$592.20	\$27,092.20	\$11,244.99	\$11,244.99	\$11,244.99	\$11,244.99	\$15,847.21
315000	Telefonía celular	\$0.00	\$1,024.40	\$1,024.40	\$905.17	\$905.17	\$905.17	\$905.17	\$119.23
315001	Servicio de Telefonía Celular	\$0.00	\$1,024.40	\$1,024.40	\$905.17	\$905.17	\$905.17	\$905.17	\$119.23
318000	Servicios postales y telegráficos	\$350.00	\$203.85	\$553.85	\$489.27	\$489.27	\$489.27	\$489.27	\$64.58
318001	Servicio Postal	\$350.00	\$203.85	\$553.85	\$489.27	\$489.27	\$489.27	\$489.27	\$64.58
319000	Servicios integrales y otros servicios	\$150.00	\$0.00	\$150.00	\$0.00	\$0.00	\$0.00	\$0.00	\$150.00
319001	Servicios integrales y otros servicios	\$150.00	\$0.00	\$150.00	\$0.00	\$0.00	\$0.00	\$0.00	\$150.00
320000	Servicios de arrendamiento	\$88,600.00	\$690,867.10	\$779,467.10	\$1,348,908.61	\$1,348,908.61	\$1,348,908.61	\$1,348,908.61	-\$569,441.51
325000	Arrendamiento de equipo de transporte	\$0.00	\$364,379.30	\$364,379.30	\$617,320.68	\$617,320.68	\$617,320.68	\$617,320.68	-\$252,941.38
325001	Servicios de arrendamiento de vehículos y equipo de transporte.	\$0.00	\$364,379.30	\$364,379.30	\$617,320.68	\$617,320.68	\$617,320.68	\$617,320.68	-\$252,941.38
326000	Arrendamiento de maquinaria, otros equipos y herramientas	\$68,000.00	\$313,333.35	\$381,333.35	\$703,117.24	\$703,117.24	\$703,117.24	\$703,117.24	-\$321,783.89
326001	Arrendamiento de Maquinaria y Equipo	\$68,000.00	\$313,333.35	\$381,333.35	\$703,117.24	\$703,117.24	\$703,117.24	\$703,117.24	-\$321,783.89
327000	Arrendamiento de activos intangibles	\$0.00	\$13,154.45	\$13,154.45	\$28,470.69	\$28,470.69	\$28,470.69	\$28,470.69	-\$15,316.24
327001	Arrendamiento de activos intangibles	\$0.00	\$13,154.45	\$13,154.45	\$28,470.69	\$28,470.69	\$28,470.69	\$28,470.69	-\$15,316.24
329000	Otros arrendamientos	\$20,600.00	\$0.00	\$20,600.00	\$0.00	\$0.00	\$0.00	\$0.00	\$20,600.00
329001	Otros arrendamientos	\$20,600.00	\$0.00	\$20,600.00	\$0.00	\$0.00	\$0.00	\$0.00	\$20,600.00
330000	Servicios profesionales, científicos, técnicos y otros servicios	\$1,511,220.12	\$350,386.45	\$1,861,606.57	\$667,857.15	\$667,857.15	\$667,857.15	\$667,857.15	\$1,193,749.42
331000	Servicios legales, de contabilidad, auditoría y relacionados	\$763,436.12	\$166,610.60	\$930,046.72	\$359,587.18	\$359,587.18	\$359,587.18	\$359,587.18	\$570,459.54
331001	Servicios legales	\$763,436.12	\$0.00	\$763,436.12	\$2,000.00	\$2,000.00	\$2,000.00	\$2,000.00	\$761,436.12
331002	Servicios de contabilidad, auditoría y servicios relacionados	\$0.00	\$166,610.60	\$166,610.60	\$357,587.18	\$357,587.18	\$357,587.18	\$357,587.18	-\$190,976.58
334000	Servicios de capacitación	\$81,010.00	\$15,099.95	\$96,109.95	\$49,000.00	\$49,000.00	\$49,000.00	\$49,000.00	\$47,109.95
334001	Capacitación	\$81,010.00	\$15,099.95	\$96,109.95	\$49,000.00	\$49,000.00	\$49,000.00	\$49,000.00	\$47,109.95
335000	Servicios de investigación científica y desarrollo	\$0.00	\$26,100.00	\$26,100.00	\$62,640.00	\$62,640.00	\$62,640.00	\$62,640.00	-\$36,540.00
335001	Servicios de investigación científica y desarrollo	\$0.00	\$26,100.00	\$26,100.00	\$62,640.00	\$62,640.00	\$62,640.00	\$62,640.00	-\$36,540.00
336000	Servicios de apoyo administrativo, fotocopiado e impresión	\$60,600.00	\$14,248.65	\$74,848.65	\$57,019.97	\$57,019.97	\$57,019.97	\$57,019.97	\$17,828.68
336001	Servicios de apoyo administrativo, fotocopiado e impresión	\$60,600.00	\$14,248.65	\$74,848.65	\$57,019.97	\$57,019.97	\$57,019.97	\$57,019.97	\$17,828.68





339000	Servicios profesionales, científicos y técnicos integrales	\$606,174.00	\$128,327.25	\$734,501.25	\$139,610.00	\$139,610.00	\$139,610.00	\$139,610.00	\$594,891.25
339001	Estudios e Investigaciones	\$290,000.00	\$0.00	\$290,000.00	\$19,920.00	\$19,920.00	\$19,920.00	\$19,920.00	\$270,080.00
339003	Prestación de Servicios Profesionales	\$316,174.00	\$128,327.25	\$444,501.25	\$119,690.00	\$119,690.00	\$119,690.00	\$119,690.00	\$324,811.25
<b>340000</b>	<b>Servicios financieros, bancarios y comerciales</b>	<b>\$406,562.73</b>	<b>\$78,062.50</b>	<b>\$484,625.23</b>	<b>\$93,098.09</b>	<b>\$93,098.09</b>	<b>\$93,098.09</b>	<b>\$93,098.09</b>	<b>\$391,527.14</b>
341000	Servicios financieros y bancarios	\$159,091.49	\$0.00	\$159,091.49	\$93,098.09	\$93,098.09	\$93,098.09	\$93,098.09	\$65,993.40
341001	Intereses, Descuentos, y otros Servicios Bancarios	\$159,091.49	\$0.00	\$159,091.49	\$93,098.09	\$93,098.09	\$93,098.09	\$93,098.09	\$65,993.40
345000	Seguro de bienes patrimoniales	\$228,966.24	\$78,062.50	\$305,028.74	\$0.00	\$0.00	\$0.00	\$0.00	\$305,028.74
345001	Seguros	\$228,966.24	\$78,062.50	\$305,028.74	\$0.00	\$0.00	\$0.00	\$0.00	\$305,028.74
347000	Fletes y maniobras	\$20,505.00	\$0.00	\$20,505.00	\$0.00	\$0.00	\$0.00	\$0.00	\$20,505.00
347001	Fletes y Maniobras	\$20,505.00	\$0.00	\$20,505.00	\$0.00	\$0.00	\$0.00	\$0.00	\$20,505.00
<b>350000</b>	<b>Servicios de instalación, reparación, mantenimiento y</b>	<b>\$2,326,791.60</b>	<b>\$534,418.90</b>	<b>\$2,861,210.50</b>	<b>\$421,756.93</b>	<b>\$421,756.93</b>	<b>\$421,756.93</b>	<b>\$421,756.93</b>	<b>\$2,439,453.57</b>
351000	Conservación y mantenimiento menor de inmuebles	\$25,403.40	\$52,945.90	\$78,349.30	\$52,828.01	\$52,828.01	\$52,828.01	\$52,828.01	\$25,521.29
351001	Conservación y mantenimiento menor de inmuebles	\$25,403.40	\$52,945.90	\$78,349.30	\$52,828.01	\$52,828.01	\$52,828.01	\$52,828.01	\$25,521.29
352000	Instalación, reparación y mantenimiento de mobiliario y equipo de	\$7,050.00	\$1,083.35	\$8,133.35	\$0.00	\$0.00	\$0.00	\$0.00	\$8,133.35
352002	Mantenimiento de Equipo y Aparatos de Comunicación y	\$7,050.00	\$1,083.35	\$8,133.35	\$0.00	\$0.00	\$0.00	\$0.00	\$8,133.35
353000	Instalación, reparación y mantenimiento de equipo de cómputo y	\$8,185.05	\$1,958.35	\$8,143.40	\$1,600.00	\$1,600.00	\$1,600.00	\$1,600.00	\$6,543.40
353001	Mantenimiento de bienes informáticos	\$8,185.05	\$1,958.35	\$8,143.40	\$1,600.00	\$1,600.00	\$1,600.00	\$1,600.00	\$6,543.40
355000	Reparación y mantenimiento de equipo de transporte	\$298,456.73	\$18,110.50	\$316,567.23	\$109,533.66	\$109,533.66	\$109,533.66	\$109,533.66	\$207,033.57
355001	Mantenimiento de Vehículos	\$298,456.73	\$18,110.50	\$316,567.23	\$109,533.66	\$109,533.66	\$109,533.66	\$109,533.66	\$207,033.57
357000	Instalación, reparación y mantenimiento de maquinaria, otros equipos	\$1,989,696.42	\$439,487.45	\$2,429,183.87	\$249,295.26	\$249,295.26	\$249,295.26	\$249,295.26	\$2,179,888.61
357001	Mantenimiento de Maquinaria y Equipo	\$57,500.00	\$22,583.30	\$80,083.30	\$46,876.20	\$46,876.20	\$46,876.20	\$46,876.20	\$33,207.10
357002	Mantenimiento e Instalación de Equipos y Herramientas para	\$1,932,196.42	\$416,904.15	\$2,349,100.57	\$202,419.06	\$202,419.06	\$202,419.06	\$202,419.06	\$2,146,681.51
358000	Servicios de limpieza y manejo de desechos	\$0.00	\$20,833.35	\$20,833.35	\$8,500.00	\$8,500.00	\$8,500.00	\$8,500.00	\$12,333.35
358001	Servicio de limpieza y manejo de desechos	\$0.00	\$20,833.35	\$20,833.35	\$8,500.00	\$8,500.00	\$8,500.00	\$8,500.00	\$12,333.35
<b>360000</b>	<b>Servicios de comunicación social y publicidad</b>	<b>\$187,800.50</b>	<b>\$111,235.85</b>	<b>\$299,036.35</b>	<b>\$165,523.10</b>	<b>\$165,523.10</b>	<b>\$165,523.10</b>	<b>\$165,523.10</b>	<b>\$133,513.25</b>
361000	Difusión por radio, televisión y otros medios de mensajes sobre	\$187,800.50	\$29,166.65	\$216,967.15	\$62,000.00	\$62,000.00	\$62,000.00	\$62,000.00	\$154,967.15
361001	Difusión de programas y actividades gubernamentales	\$187,800.50	\$29,166.65	\$216,967.15	\$62,000.00	\$62,000.00	\$62,000.00	\$62,000.00	\$154,967.15
362000	Difusión por radio, televisión y otros medios de mensajes comerciales	\$0.00	\$77,869.20	\$77,869.20	\$93,443.10	\$93,443.10	\$93,443.10	\$93,443.10	-\$15,573.90
362001	Difusión por radio, televisión y otros medios de mensajes comerciales	\$0.00	\$77,869.20	\$77,869.20	\$93,443.10	\$93,443.10	\$93,443.10	\$93,443.10	-\$15,573.90
363000	Servicios de creatividad, preproducción y producción de publicidad,	\$0.00	\$4,200.00	\$4,200.00	\$10,080.00	\$10,080.00	\$10,080.00	\$10,080.00	-\$5,880.00
363001	Servicios de creatividad, preproducción y producción de publicidad,	\$0.00	\$4,200.00	\$4,200.00	\$10,080.00	\$10,080.00	\$10,080.00	\$10,080.00	-\$5,880.00
<b>370000</b>	<b>Servicios de traslado y viáticos</b>	<b>\$53,396.93</b>	<b>\$3,953.85</b>	<b>\$57,350.78</b>	<b>\$8,231.92</b>	<b>\$8,231.92</b>	<b>\$8,231.92</b>	<b>\$8,231.92</b>	<b>\$49,118.86</b>
374000	Autotransporte	\$5,259.53	\$0.00	\$5,259.53	\$0.00	\$0.00	\$0.00	\$0.00	\$5,259.53
374001	Autotransporte	\$5,259.53	\$0.00	\$5,259.53	\$0.00	\$0.00	\$0.00	\$0.00	\$5,259.53
375000	Viáticos en el país	\$15,524.20	\$3,953.85	\$19,478.05	\$8,231.92	\$8,231.92	\$8,231.92	\$8,231.92	\$11,246.13
375001	Viáticos en el país	\$15,524.20	\$3,953.85	\$19,478.05	\$8,231.92	\$8,231.92	\$8,231.92	\$8,231.92	\$11,246.13
379000	Otros servicios de traslado y hospedaje	\$32,613.20	\$0.00	\$32,613.20	\$0.00	\$0.00	\$0.00	\$0.00	\$32,613.20
379001	Otros servicios de traslado y hospedaje	\$32,613.20	\$0.00	\$32,613.20	\$0.00	\$0.00	\$0.00	\$0.00	\$32,613.20
<b>380000</b>	<b>Servicios oficiales</b>	<b>\$69,160.00</b>	<b>\$7,417.50</b>	<b>\$76,577.50</b>	<b>\$30,760.61</b>	<b>\$30,760.61</b>	<b>\$30,760.61</b>	<b>\$30,760.61</b>	<b>\$45,816.89</b>
381000	Gastos de ceremonial	\$0.00	\$437.50	\$437.50	\$0.00	\$0.00	\$0.00	\$0.00	\$437.50
381001	Gastos de Ceremonial	\$0.00	\$437.50	\$437.50	\$0.00	\$0.00	\$0.00	\$0.00	\$437.50
382000	Gastos de orden social y cultural	\$69,160.00	\$6,980.00	\$76,140.00	\$30,760.61	\$30,760.61	\$30,760.61	\$30,760.61	\$45,379.39
382001	Gastos de orden social	\$23,560.00	\$6,980.00	\$30,540.00	\$30,760.61	\$30,760.61	\$30,760.61	\$30,760.61	-\$220.61
382002	Eventos Culturales	\$45,600.00	\$0.00	\$45,600.00	\$0.00	\$0.00	\$0.00	\$0.00	\$45,600.00
<b>390000</b>	<b>Otros servicios generales</b>	<b>\$7,611,836.00</b>	<b>\$1,005,502.50</b>	<b>\$8,617,338.50</b>	<b>\$3,003,251.93</b>	<b>\$3,003,251.93</b>	<b>\$3,003,251.93</b>	<b>\$3,003,251.93</b>	<b>\$5,614,086.57</b>
391000	Servicios funerarios y de cementerios	\$120,000.00	\$0.00	\$120,000.00	\$2,730.00	\$2,730.00	\$2,730.00	\$2,730.00	\$117,270.00



391001	Servicios funerarios y de cementerios	\$120,000.00	\$0.00	\$120,000.00	\$2,730.00	\$2,730.00	\$2,730.00	\$2,730.00	\$117,270.00
392000	Impuestos y derechos	\$7,491,836.00	\$9,450.15	\$7,501,286.15	\$1,125,253.82	\$1,125,253.82	\$1,125,253.82	\$1,125,253.82	\$6,376,032.33
392005	Pago de otros impuestos	\$51,836.00	\$9,450.15	\$61,286.15	\$19,560.82	\$19,560.82	\$19,560.82	\$19,560.82	\$41,725.33
392006	Pago de derechos	\$7,440,000.00	\$0.00	\$7,440,000.00	\$1,105,693.00	\$1,105,693.00	\$1,105,693.00	\$1,105,693.00	\$6,334,307.00
394000	Sentencias y resoluciones por autoridad competente	\$0.00	\$996,052.35	\$996,052.35	\$1,875,268.11	\$1,875,268.11	\$1,875,268.11	\$1,875,268.11	-\$879,215.76
394001	Gastos Derivados de una Resolución Judicial	\$0.00	\$996,052.35	\$996,052.35	\$1,875,268.11	\$1,875,268.11	\$1,875,268.11	\$1,875,268.11	-\$879,215.76
<b>400000</b>	<b>TRANSFERENCIAS, ASIGNACIONES, SUBSIDIOS Y</b>	<b>\$699,000.00</b>	<b>\$0.00</b>	<b>\$699,000.00</b>	<b>\$316,864.00</b>	<b>\$316,864.00</b>	<b>\$316,864.00</b>	<b>\$316,864.00</b>	<b>\$382,136.00</b>
<b>450000</b>	<b>Pensiones y jubilaciones</b>	<b>\$699,000.00</b>	<b>\$0.00</b>	<b>\$699,000.00</b>	<b>\$316,864.00</b>	<b>\$316,864.00</b>	<b>\$316,864.00</b>	<b>\$316,864.00</b>	<b>\$382,136.00</b>
451000	Pensiones	\$699,000.00	\$0.00	\$699,000.00	\$316,864.00	\$316,864.00	\$316,864.00	\$316,864.00	\$382,136.00
451001	Pensiones	\$699,000.00	\$0.00	\$699,000.00	\$316,864.00	\$316,864.00	\$316,864.00	\$316,864.00	\$382,136.00
<b>500000</b>	<b>BIENES MUEBLES, INMUEBLES E INTANGIBLES</b>	<b>\$251,970.96</b>	<b>\$417,254.10</b>	<b>\$669,225.06</b>	<b>\$1,000,437.90</b>	<b>\$1,000,437.90</b>	<b>\$1,000,437.90</b>	<b>\$1,000,437.90</b>	<b>-\$331,212.84</b>
<b>510000</b>	<b>Mobiliario y equipo de administración</b>	<b>\$136,374.96</b>	<b>\$16,660.25</b>	<b>\$153,035.21</b>	<b>\$111,450.54</b>	<b>\$111,450.54</b>	<b>\$111,450.54</b>	<b>\$111,450.54</b>	<b>\$41,584.67</b>
511000	Muebles de oficina y estantería	\$23,079.00	\$0.00	\$23,079.00	\$0.00	\$0.00	\$0.00	\$0.00	\$23,079.00
511001	Muebles de oficina y estantería	\$23,079.00	\$0.00	\$23,079.00	\$0.00	\$0.00	\$0.00	\$0.00	\$23,079.00
515000	Equipo de cómputo y de tecnología de la información	\$113,295.96	\$16,660.25	\$129,956.21	\$111,450.54	\$111,450.54	\$111,450.54	\$111,450.54	\$18,505.67
515001	Bienes informáticos	\$113,295.96	\$16,660.25	\$129,956.21	\$111,450.54	\$111,450.54	\$111,450.54	\$111,450.54	\$18,505.67
<b>520000</b>	<b>Mobiliario y equipo educacional y recreativo</b>	<b>\$6,796.00</b>	<b>\$3,541.65</b>	<b>\$10,337.65</b>	<b>\$8,500.00</b>	<b>\$8,500.00</b>	<b>\$8,500.00</b>	<b>\$8,500.00</b>	<b>\$1,837.65</b>
521000	Equipos y aparatos audiovisuales	\$6,796.00	\$0.00	\$6,796.00	\$0.00	\$0.00	\$0.00	\$0.00	\$6,796.00
521001	Equipos y aparatos audiovisuales	\$6,796.00	\$0.00	\$6,796.00	\$0.00	\$0.00	\$0.00	\$0.00	\$6,796.00
523000	Cámaras fotográficas y de video	\$0.00	\$3,541.65	\$3,541.65	\$8,500.00	\$8,500.00	\$8,500.00	\$8,500.00	-\$4,958.35
523001	Cámaras fotográficas y de video	\$0.00	\$3,541.65	\$3,541.65	\$8,500.00	\$8,500.00	\$8,500.00	\$8,500.00	-\$4,958.35
<b>530000</b>	<b>Equipo e instrumental médico y de laboratorio</b>	<b>\$0.00</b>	<b>\$12,083.35</b>	<b>\$12,083.35</b>	<b>\$29,000.00</b>	<b>\$29,000.00</b>	<b>\$29,000.00</b>	<b>\$29,000.00</b>	<b>-\$16,916.65</b>
531000	Equipo médico y de laboratorio	\$0.00	\$12,083.35	\$12,083.35	\$29,000.00	\$29,000.00	\$29,000.00	\$29,000.00	-\$16,916.65
531001	Equipo médico y de laboratorio	\$0.00	\$12,083.35	\$12,083.35	\$29,000.00	\$29,000.00	\$29,000.00	\$29,000.00	-\$16,916.65
<b>540000</b>	<b>Vehículos y equipo de transporte</b>	<b>\$65,800.00</b>	<b>\$234,001.55</b>	<b>\$299,801.55</b>	<b>\$597,403.69</b>	<b>\$597,403.69</b>	<b>\$597,403.69</b>	<b>\$597,403.69</b>	<b>-\$297,602.14</b>
541000	Vehículos y equipo terrestre	\$0.00	\$233,476.75	\$233,476.75	\$560,344.20	\$560,344.20	\$560,344.20	\$560,344.20	-\$326,867.45
541001	Vehículos y Equipo Terrestre	\$0.00	\$233,476.75	\$233,476.75	\$560,344.20	\$560,344.20	\$560,344.20	\$560,344.20	-\$326,867.45
549000	Otros equipos de transporte	\$65,800.00	\$524.80	\$66,324.80	\$37,059.49	\$37,059.49	\$37,059.49	\$37,059.49	\$29,265.31
549001	Otros equipos de transporte	\$65,800.00	\$524.80	\$66,324.80	\$37,059.49	\$37,059.49	\$37,059.49	\$37,059.49	\$29,265.31
<b>560000</b>	<b>Maquinaria, otros equipos y herramientas</b>	<b>\$30,000.00</b>	<b>\$150,967.30</b>	<b>\$180,967.30</b>	<b>\$254,083.67</b>	<b>\$254,083.67</b>	<b>\$254,083.67</b>	<b>\$254,083.67</b>	<b>-\$73,116.37</b>
564000	Sistemas de aire acondicionado, calefacción y de refrigeración	\$0.00	\$7,715.15	\$7,715.15	\$18,516.38	\$18,516.38	\$18,516.38	\$18,516.38	-\$10,801.23
564001	Sistemas de aire acondicionado, calefacción y de refrigeración	\$0.00	\$7,715.15	\$7,715.15	\$18,516.38	\$18,516.38	\$18,516.38	\$18,516.38	-\$10,801.23
567000	Herramientas y máquinas-herramienta	\$30,000.00	\$113,483.40	\$143,483.40	\$191,986.33	\$191,986.33	\$191,986.33	\$191,986.33	-\$48,502.93
567001	Herramientas y Máquinas-Herramientas	\$30,000.00	\$113,483.40	\$143,483.40	\$191,986.33	\$191,986.33	\$191,986.33	\$191,986.33	-\$48,502.93
569000	Otros equipos	\$0.00	\$29,768.75	\$29,768.75	\$43,580.96	\$43,580.96	\$43,580.96	\$43,580.96	-\$13,812.21
569001	Otros equipos	\$0.00	\$29,768.75	\$29,768.75	\$43,580.96	\$43,580.96	\$43,580.96	\$43,580.96	-\$13,812.21
<b>590000</b>	<b>Activos intangibles</b>	<b>\$13,000.00</b>	<b>\$0.00</b>	<b>\$13,000.00</b>	<b>\$0.00</b>	<b>\$0.00</b>	<b>\$0.00</b>	<b>\$0.00</b>	<b>\$13,000.00</b>
597000	Licencias informáticas e intelectuales	\$13,000.00	\$0.00	\$13,000.00	\$0.00	\$0.00	\$0.00	\$0.00	\$13,000.00
597001	Licencias informáticas e intelectuales	\$13,000.00	\$0.00	\$13,000.00	\$0.00	\$0.00	\$0.00	\$0.00	\$13,000.00
<b>600000</b>	<b>INVERSION PUBLICA</b>	<b>\$0.00</b>	<b>\$819,308.60</b>	<b>\$819,308.60</b>	<b>\$1,966,340.58</b>	<b>\$1,966,340.58</b>	<b>\$1,966,340.58</b>	<b>\$991,379.31</b>	<b>-\$1,147,031.98</b>
<b>630000</b>	<b>Proyectos productivos y acciones de fomento</b>	<b>\$0.00</b>	<b>\$819,308.60</b>	<b>\$819,308.60</b>	<b>\$1,966,340.58</b>	<b>\$1,966,340.58</b>	<b>\$1,966,340.58</b>	<b>\$991,379.31</b>	<b>-\$1,147,031.98</b>
632000	Ejecución de proyectos productivos no incluidos en conceptos	\$0.00	\$819,308.60	\$819,308.60	\$1,966,340.58	\$1,966,340.58	\$1,966,340.58	\$991,379.31	-\$1,147,031.98
632001	Ejecución de proyectos productivos no incluidos en conceptos	\$0.00	\$819,308.60	\$819,308.60	\$1,966,340.58	\$1,966,340.58	\$1,966,340.58	\$991,379.31	-\$1,147,031.98
<b>900000</b>	<b>DEUDA PUBLICA</b>	<b>\$72,178.02</b>	<b>\$0.00</b>	<b>\$72,178.02</b>	<b>\$0.00</b>	<b>\$0.00</b>	<b>\$0.00</b>	<b>\$0.00</b>	<b>\$72,178.02</b>
990000	Adeudos de ejercicios fiscales anteriores (ADEFAS)	\$72,178.02	\$0.00	\$72,178.02	\$0.00	\$0.00	\$0.00	\$0.00	\$72,178.02





991000	ADEFAS	\$72,178.02	\$0.00	\$72,178.02	\$0.00	\$0.00	\$0.00	\$0.00	\$72,178.02
991001	Adeudos de ejercicios fiscales anteriores (ADEFAS)	\$72,178.02	\$0.00	\$72,178.02	\$0.00	\$0.00	\$0.00	\$0.00	\$72,178.02
<b>INGRESOS PROPIOS</b>		<b>\$62,511,750.00</b>	<b>\$5,283,694.15</b>	<b>\$67,795,444.15</b>	<b>\$34,981,673.20</b>	<b>\$34,973,673.20</b>	<b>\$34,973,673.20</b>	<b>\$33,706,363.98</b>	<b>\$32,821,770.95</b>



**141 INGRESOS PROPIOS (REMANENTE)**

200000	<b>MATERIALES Y SUMINISTROS</b>	\$0.00	\$958.35	\$958.35	\$2,300.00	\$2,300.00	\$2,300.00	\$2,300.00	-\$1,341.65
240000	Materiales y artículos de construcción y de reparación	\$0.00	\$958.35	\$958.35	\$2,300.00	\$2,300.00	\$2,300.00	\$2,300.00	-\$1,341.65
247000	Artículos metálicos para la construcción	\$0.00	\$958.35	\$958.35	\$2,300.00	\$2,300.00	\$2,300.00	\$2,300.00	-\$1,341.65
247001	Artículos metálicos para la construcción	\$0.00	\$958.35	\$958.35	\$2,300.00	\$2,300.00	\$2,300.00	\$2,300.00	-\$1,341.65
300000	<b>SERVICIOS GENERALES</b>	\$0.00	\$450,000.00	\$450,000.00	\$85,657.50	\$85,657.50	\$85,657.50	\$85,657.50	\$364,342.50
350000	Servicios de instalación, reparación, mantenimiento y	\$0.00	\$450,000.00	\$450,000.00	\$85,657.50	\$85,657.50	\$85,657.50	\$85,657.50	\$364,342.50
357000	Instalación, reparación y mantenimiento de maquinaria, otros equipos	\$0.00	\$450,000.00	\$450,000.00	\$85,657.50	\$85,657.50	\$85,657.50	\$85,657.50	\$364,342.50
357002	Mantenimiento e instalación de Equipos y Herramientas para	\$0.00	\$450,000.00	\$450,000.00	\$85,657.50	\$85,657.50	\$85,657.50	\$85,657.50	\$364,342.50
500000	<b>BIENES MUEBLES, INMUEBLES E INTANGIBLES</b>	\$0.00	\$1,834,375.00	\$1,834,375.00	\$4,401,500.00	\$4,401,500.00	\$4,401,500.00	\$4,401,500.00	-\$2,567,125.00
540000	Vehículos y equipo de transporte	\$0.00	\$1,798,333.35	\$1,798,333.35	\$4,315,000.00	\$4,315,000.00	\$4,315,000.00	\$4,315,000.00	-\$2,516,666.65
541000	Vehículos y equipo terrestre	\$0.00	\$1,798,333.35	\$1,798,333.35	\$4,315,000.00	\$4,315,000.00	\$4,315,000.00	\$4,315,000.00	-\$2,516,666.65
541001	Vehículos y Equipo Terrestre	\$0.00	\$1,798,333.35	\$1,798,333.35	\$4,315,000.00	\$4,315,000.00	\$4,315,000.00	\$4,315,000.00	-\$2,516,666.65
560000	Maquinaria, otros equipos y herramientas	\$0.00	\$36,041.65	\$36,041.65	\$86,500.00	\$86,500.00	\$86,500.00	\$86,500.00	-\$50,458.35
567000	Herramientas y máquinas-herramienta	\$0.00	\$36,041.65	\$36,041.65	\$86,500.00	\$86,500.00	\$86,500.00	\$86,500.00	-\$50,458.35
567001	Herramientas y Máquinas-Herramientas	\$0.00	\$36,041.65	\$36,041.65	\$86,500.00	\$86,500.00	\$86,500.00	\$86,500.00	-\$50,458.35
600000	<b>INVERSION PUBLICA</b>	\$0.00	\$359,195.40	\$359,195.40	\$862,068.97	\$862,068.97	\$862,068.97	\$862,068.97	-\$502,873.57
630000	Proyectos productivos y acciones de fomento	\$0.00	\$359,195.40	\$359,195.40	\$862,068.97	\$862,068.97	\$862,068.97	\$862,068.97	-\$502,873.57
632000	Ejecución de proyectos productivos no incluidos en conceptos	\$0.00	\$359,195.40	\$359,195.40	\$862,068.97	\$862,068.97	\$862,068.97	\$862,068.97	-\$502,873.57
632001	Ejecución de proyectos productivos no incluidos en conceptos	\$0.00	\$359,195.40	\$359,195.40	\$862,068.97	\$862,068.97	\$862,068.97	\$862,068.97	-\$502,873.57
<b>INGRESOS PROPIOS (REMANENTE)</b>		<b>\$0.00</b>	<b>\$2,644,528.75</b>	<b>\$2,644,528.75</b>	<b>\$5,351,526.47</b>	<b>\$5,351,526.47</b>	<b>\$5,351,526.47</b>	<b>\$5,351,526.47</b>	<b>-\$2,706,997.72</b>

**271 DEVOLUCION DE IVA**

200000	<b>MATERIALES Y SUMINISTROS</b>	\$0.00	\$27,083.35	\$27,083.35	\$0.00	\$0.00	\$0.00	\$0.00	\$27,083.35
240000	Materiales y artículos de construcción y de reparación	\$0.00	\$27,083.35	\$27,083.35	\$0.00	\$0.00	\$0.00	\$0.00	\$27,083.35
249000	Otros materiales y artículos de construcción y reparación	\$0.00	\$27,083.35	\$27,083.35	\$0.00	\$0.00	\$0.00	\$0.00	\$27,083.35
249001	Otros materiales y artículos de construcción y reparación	\$0.00	\$27,083.35	\$27,083.35	\$0.00	\$0.00	\$0.00	\$0.00	\$27,083.35
300000	<b>SERVICIOS GENERALES</b>	\$0.00	\$474,025.85	\$474,025.85	\$1,137,662.00	\$1,137,662.00	\$1,137,662.00	\$1,137,662.00	-\$663,636.15
390000	Otros servicios generales	\$0.00	\$474,025.85	\$474,025.85	\$1,137,662.00	\$1,137,662.00	\$1,137,662.00	\$1,137,662.00	-\$663,636.15
392000	Impuestos y derechos	\$0.00	\$474,025.85	\$474,025.85	\$1,137,662.00	\$1,137,662.00	\$1,137,662.00	\$1,137,662.00	-\$663,636.15
392006	Pago de derechos	\$0.00	\$474,025.85	\$474,025.85	\$1,137,662.00	\$1,137,662.00	\$1,137,662.00	\$1,137,662.00	-\$663,636.15
<b>DEVOLUCION DE IVA</b>		<b>\$0.00</b>	<b>\$501,109.20</b>	<b>\$501,109.20</b>	<b>\$1,137,662.00</b>	<b>\$1,137,662.00</b>	<b>\$1,137,662.00</b>	<b>\$1,137,662.00</b>	<b>-\$636,552.80</b>
<b>Total Final</b>		<b>\$62,511,750.00</b>	<b>\$8,429,332.10</b>	<b>\$70,941,082.10</b>	<b>\$41,470,861.67</b>	<b>\$41,462,861.67</b>	<b>\$41,462,861.67</b>	<b>\$40,195,552.45</b>	<b>\$29,478,220.43</b>

Page 9





"Bajo protesta de decir verdad declaramos que las cifras contenidas en este estado financiero son veraces y contienen toda la información referente a la situación y/o los resultados de la Comisión de Agua y Alcantarillado del Municipio de Tulancingo de Bravo, afirmando ser legalmente responsables de la autenticidad y veracidad de las mismas, y asimismo asumimos la responsabilidad derivada de cualquier declaración en falso sobre las mismas"

\_\_\_\_\_  
LUIS ENRIQUE HIDALGO HERNANDEZ  
DIRECTOR GENERAL

\_\_\_\_\_  
TRA. CLAUDIA LETICIA ALTAMIRA MENDOZA  
DIRECTORA DEL DESPACHO DE LOS ASUNTOS  
DE LA DIRECCIÓN DE ADMINISTRACIÓN Y  
FINANZAS

\_\_\_\_\_  
LIC. JUAN CARLOS LARA ARROYO  
COMISARIO






**Comisión de Agua y Alcantarillado del Municipio de Tulancingo de Bravo, Hidalgo**  
**ESTADO DE HIDALGO**

Estado Analítico del Ejercicio del Presupuesto de egresos por Fuente de Financiamiento Del 01/ene./2021 Al 30/abr./2021

Ejercicio del Presupuesto	Egresos Aprobado Al 31/12/2021	Ampliaciones / (Reducciones)	Egresos Modificado	Egresos Comprometido	Egresos Devengado	Egresos Ejercido	Egresos Pagado	Subejercicio	
<b>140</b>	<b>INGRESOS PROPIOS</b>								
<b>10000</b>	<b>SERVICIOS PERSONALES</b>	<b>\$24,045,088.69</b>	<b>\$361,802.12</b>	<b>\$24,406,890.81</b>	<b>\$7,459,902.64</b>	<b>\$7,459,902.64</b>	<b>\$7,459,902.64</b>	<b>\$7,459,902.64</b>	<b>\$16,946,988.17</b>
110000	Remuneraciones al personal de carácter permanente	\$18,528,550.09	\$53,057.68	\$18,581,607.77	\$6,261,109.00	\$6,261,109.00	\$6,261,109.00	\$6,261,109.00	\$12,320,498.77
113000	Sueldos base al personal permanente	\$18,528,550.09	\$53,057.68	\$18,581,607.77	\$6,261,109.00	\$6,261,109.00	\$6,261,109.00	\$6,261,109.00	\$12,320,498.77
113001	Sueldos	\$18,528,550.09	\$53,057.68	\$18,581,607.77	\$6,261,109.00	\$6,261,109.00	\$6,261,109.00	\$6,261,109.00	\$12,320,498.77
120000	Remuneraciones al personal de carácter transitorio	\$1,506,565.00	\$211,147.36	\$1,717,712.36	\$913,332.00	\$913,332.00	\$913,332.00	\$913,332.00	\$804,380.36
122000	Sueldos base al personal eventual	\$1,506,565.00	\$211,147.36	\$1,717,712.36	\$913,332.00	\$913,332.00	\$913,332.00	\$913,332.00	\$804,380.36
122001	Sueldo Base a Personal Eventual	\$1,506,565.00	\$211,147.36	\$1,717,712.36	\$913,332.00	\$913,332.00	\$913,332.00	\$913,332.00	\$804,380.36
130000	Remuneraciones adicionales y especiales	\$3,549,189.79	\$3,333.36	\$3,552,523.15	\$0.00	\$0.00	\$0.00	\$0.00	\$3,552,523.15
132000	Primas de vacaciones, dominical y gratificación de fin de año	\$3,534,189.79	\$3,333.36	\$3,537,523.15	\$0.00	\$0.00	\$0.00	\$0.00	\$3,537,523.15
132001	Prima de Vacaciones y Dominical	\$339,886.33	\$3,333.36	\$343,219.69	\$0.00	\$0.00	\$0.00	\$0.00	\$343,219.69
132002	Gratificación Anual	\$3,194,303.46	\$0.00	\$3,194,303.46	\$0.00	\$0.00	\$0.00	\$0.00	\$3,194,303.46
133000	Horas extraordinarias	\$15,000.00	\$0.00	\$15,000.00	\$0.00	\$0.00	\$0.00	\$0.00	\$15,000.00
133001	Horas extras	\$15,000.00	\$0.00	\$15,000.00	\$0.00	\$0.00	\$0.00	\$0.00	\$15,000.00
150000	Otras prestaciones sociales y económicas	\$460,783.81	\$94,263.72	\$555,047.53	\$285,461.64	\$285,461.64	\$285,461.64	\$285,461.64	\$269,585.89
152000	Indemnizaciones	\$160,000.00	\$0.00	\$160,000.00	\$0.00	\$0.00	\$0.00	\$0.00	\$160,000.00
152001	Indemnizaciones	\$160,000.00	\$0.00	\$160,000.00	\$0.00	\$0.00	\$0.00	\$0.00	\$160,000.00
159000	Otras prestaciones sociales y económicas	\$300,783.81	\$94,263.72	\$395,047.53	\$285,461.64	\$285,461.64	\$285,461.64	\$285,461.64	\$109,585.89
159002	Otras Prestaciones	\$300,783.81	\$94,263.72	\$395,047.53	\$285,461.64	\$285,461.64	\$285,461.64	\$285,461.64	\$109,585.89
<b>20000</b>	<b>MATERIALES Y SUMINISTROS</b>	<b>\$5,091,418.78</b>	<b>\$648,938.24</b>	<b>\$5,740,357.02</b>	<b>\$3,159,414.98</b>	<b>\$3,151,414.98</b>	<b>\$3,151,414.98</b>	<b>\$2,925,714.70</b>	<b>\$2,588,942.04</b>
210000	Materiales de administración, emisión de documentos y artículos	\$428,852.16	\$118,528.16	\$547,380.32	\$404,979.15	\$404,979.15	\$404,979.15	\$404,979.15	\$142,401.17
211000	Materiales, útiles y equipos menores de oficina	\$171,185.26	\$77,227.16	\$248,412.42	\$248,630.48	\$248,630.48	\$248,630.48	\$248,630.48	\$218.06
211001	Material de Oficina	\$171,185.26	\$75,227.16	\$246,412.42	\$248,630.48	\$248,630.48	\$248,630.48	\$248,630.48	-\$2,218.06
211002	Gastos de Oficina	\$0.00	\$2,000.00	\$2,000.00	\$0.00	\$0.00	\$0.00	\$0.00	\$2,000.00
212000	Materiales y útiles de impresión y reproducción	\$150,505.19	\$333.32	\$150,838.51	\$36,712.64	\$36,712.64	\$36,712.64	\$36,712.64	\$114,125.87
212001	Materiales y Útiles de Impresión	\$150,505.19	\$333.32	\$150,838.51	\$36,712.64	\$36,712.64	\$36,712.64	\$36,712.64	\$114,125.87
214000	Materiales, útiles y equipos menores de tecnologías de la información	\$38,678.00	\$5,360.36	\$44,038.36	\$41,891.42	\$41,891.42	\$41,891.42	\$41,891.42	\$2,146.94
214001	Material para Bienes Informáticos	\$38,428.00	\$5,360.36	\$43,788.36	\$41,891.42	\$41,891.42	\$41,891.42	\$41,891.42	\$1,896.94
214002	Materiales de Grabación	\$250.00	\$0.00	\$250.00	\$0.00	\$0.00	\$0.00	\$0.00	-\$250.00
215000	Material impreso e información digital	\$36,908.05	\$5,825.32	\$42,733.37	\$17,476.00	\$17,476.00	\$17,476.00	\$17,476.00	\$25,257.37
215001	Suscripciones a Publicaciones y Periódicos	\$36,908.05	\$5,825.32	\$42,733.37	\$17,476.00	\$17,476.00	\$17,476.00	\$17,476.00	\$25,257.37
216000	Material de limpieza	\$25,840.52	\$28,215.32	\$54,055.84	\$60,268.61	\$60,268.61	\$60,268.61	\$60,268.61	-\$6,212.77
216001	Material de Limpieza	\$25,840.52	\$28,215.32	\$54,055.84	\$60,268.61	\$60,268.61	\$60,268.61	\$60,268.61	-\$6,212.77
217000	Materiales y útiles de enseñanza	\$3,650.00	\$0.00	\$3,650.00	\$0.00	\$0.00	\$0.00	\$0.00	\$3,650.00
217001	Material Didáctico	\$3,650.00	\$0.00	\$3,650.00	\$0.00	\$0.00	\$0.00	\$0.00	\$3,650.00
218000	Materiales para el registro e identificación de bienes y personas	\$2,085.14	\$1,566.68	\$3,651.82	\$0.00	\$0.00	\$0.00	\$0.00	\$3,651.82



Handwritten signatures and initials in blue ink, including a large signature that appears to be 'C. Agu' and another signature to the right.

218002	Identificadores e Iconos de señalización	\$2,085.14	\$1,566.68	\$3,651.82	\$0.00	\$0.00	\$0.00	\$0.00	\$3,651.82
220000	<b>Alimentos y utensilios</b>	<b>\$16,778.07</b>	<b>\$9,024.64</b>	<b>\$25,802.71</b>	<b>\$14,796.26</b>	<b>\$14,796.26</b>	<b>\$14,796.26</b>	<b>\$14,796.26</b>	<b>\$11,006.45</b>
221000	Productos alimenticios para personas	\$16,778.07	\$9,024.64	\$25,802.71	\$14,796.26	\$14,796.26	\$14,796.26	\$14,796.26	\$11,006.45
221001	Alimentación de Personas	\$16,778.07	\$9,024.64	\$25,802.71	\$14,796.26	\$14,796.26	\$14,796.26	\$14,796.26	\$11,006.45
230000	<b>Materias primas y materiales de producción y comercialización</b>	<b>\$71,150.22</b>	<b>\$11,500.00</b>	<b>\$82,650.22</b>	<b>\$45,774.48</b>	<b>\$45,774.48</b>	<b>\$45,774.48</b>	<b>\$45,774.48</b>	<b>\$36,875.74</b>
234000	Combustibles, lubricantes, aditivos, carbón y sus derivados adquiridos	\$71,150.22	\$11,500.00	\$82,650.22	\$45,774.48	\$45,774.48	\$45,774.48	\$45,774.48	\$36,875.74
234001	Combustibles, lubricantes y aditivos,	\$71,150.22	\$11,500.00	\$82,650.22	\$45,774.48	\$45,774.48	\$45,774.48	\$45,774.48	\$36,875.74
240000	<b>Materiales y artículos de construcción y de reparación</b>	<b>\$1,573,987.13</b>	<b>\$189,861.56</b>	<b>\$1,763,848.69</b>	<b>\$1,191,571.34</b>	<b>\$1,183,571.34</b>	<b>\$1,183,571.34</b>	<b>\$1,183,571.34</b>	<b>\$580,277.35</b>
241000	Productos minerales no metálicos	\$173,096.90	\$13,333.32	\$186,430.22	\$127,319.71	\$127,319.71	\$127,319.71	\$127,319.71	\$59,110.51
241001	Productos minerales no metálicos	\$173,096.90	\$13,333.32	\$186,430.22	\$127,319.71	\$127,319.71	\$127,319.71	\$127,319.71	\$59,110.51
242000	Cemento y productos de concreto	\$362,489.70	\$2,879.32	\$365,369.02	\$195,022.40	\$195,022.40	\$195,022.40	\$195,022.40	\$170,346.62
242001	Cemento y productos de concreto	\$362,489.70	\$2,879.32	\$365,369.02	\$195,022.40	\$195,022.40	\$195,022.40	\$195,022.40	\$170,346.62
243000	Cal, yeso y productos de yeso	\$9,405.16	\$2,826.44	\$12,231.60	\$9,281.05	\$9,281.05	\$9,281.05	\$9,281.05	\$2,950.55
243001	Cal, yeso y productos de yeso	\$9,405.16	\$2,826.44	\$12,231.60	\$9,281.05	\$9,281.05	\$9,281.05	\$9,281.05	\$2,950.55
244000	Madera y productos de madera	\$29,977.88	\$0.00	\$29,977.88	\$2,442.00	\$2,442.00	\$2,442.00	\$2,442.00	\$27,535.88
244001	Madera y productos de madera	\$29,977.88	\$0.00	\$29,977.88	\$2,442.00	\$2,442.00	\$2,442.00	\$2,442.00	\$27,535.88
246000	Material eléctrico y electrónico	\$19,912.00	\$261.28	\$20,173.28	\$4,879.63	\$4,879.63	\$4,879.63	\$4,879.63	\$15,293.65
246001	Material Eléctrico	\$19,912.00	\$45.76	\$19,957.76	\$4,233.03	\$4,233.03	\$4,233.03	\$4,233.03	\$15,724.73
246002	Material Electrónico	\$0.00	\$215.52	\$215.52	\$646.60	\$646.60	\$646.60	\$646.60	-\$431.08
247000	Artículos metálicos para la construcción	\$104,414.38	\$49,340.36	\$153,754.74	\$147,284.12	\$139,284.12	\$139,284.12	\$139,284.12	\$14,470.62
247001	Artículos metálicos para la construcción	\$104,414.38	\$49,340.36	\$153,754.74	\$147,284.12	\$139,284.12	\$139,284.12	\$139,284.12	\$14,470.62
248000	Materiales complementarios	\$0.00	\$3,439.64	\$3,439.64	\$10,318.97	\$10,318.97	\$10,318.97	\$10,318.97	-\$6,879.33
248001	Materiales complementarios	\$0.00	\$3,439.64	\$3,439.64	\$10,318.97	\$10,318.97	\$10,318.97	\$10,318.97	-\$6,879.33
249000	Otros materiales y artículos de construcción y reparación	\$874,691.11	\$117,781.20	\$992,472.31	\$695,023.46	\$695,023.46	\$695,023.46	\$695,023.46	\$297,448.85
249001	Otros materiales y artículos de construcción y reparación	\$874,691.11	\$117,781.20	\$992,472.31	\$695,023.46	\$695,023.46	\$695,023.46	\$695,023.46	\$297,448.85
250000	<b>Productos químicos, farmacéuticos y de laboratorio</b>	<b>\$720,768.41</b>	<b>\$581.36</b>	<b>\$721,349.77</b>	<b>\$260,502.57</b>	<b>\$260,502.57</b>	<b>\$260,502.57</b>	<b>\$260,502.57</b>	<b>\$460,847.20</b>
252000	Fertilizantes, pesticidas y otros agroquímicos	\$0.00	\$11.24	\$11.24	\$33.76	\$33.76	\$33.76	\$33.76	-\$22.52
252001	Plaguicidas, Abonos y Fertilizantes	\$0.00	\$11.24	\$11.24	\$33.76	\$33.76	\$33.76	\$33.76	-\$22.52
254000	Materiales, accesorios y suministros médicos	\$0.00	\$91.96	\$91.96	\$275.86	\$275.86	\$275.86	\$275.86	-\$183.90
254001	Materiales y Suministros Médicos	\$0.00	\$91.96	\$91.96	\$275.86	\$275.86	\$275.86	\$275.86	-\$183.90
255000	Materiales, accesorios y suministros de laboratorio	\$0.00	\$344.84	\$344.84	\$0.00	\$0.00	\$0.00	\$0.00	-\$344.84
255001	Materiales y Suministros de Laboratorio	\$0.00	\$344.84	\$344.84	\$0.00	\$0.00	\$0.00	\$0.00	-\$344.84
256000	Fibras sintéticas, hules, plásticos y derivados	\$90.52	\$133.32	\$223.84	\$400.00	\$400.00	\$400.00	\$400.00	-\$176.16
256001	Fibras sintéticas, hules, plásticos y derivados	\$90.52	\$133.32	\$223.84	\$400.00	\$400.00	\$400.00	\$400.00	-\$176.16
259000	Otros productos químicos	\$720,677.89	\$0.00	\$720,677.89	\$259,792.95	\$259,792.95	\$259,792.95	\$259,792.95	\$460,884.94
259001	Otros productos químicos	\$720,677.89	\$0.00	\$720,677.89	\$259,792.95	\$259,792.95	\$259,792.95	\$259,792.95	\$460,884.94
260000	<b>Combustibles, lubricantes y aditivos</b>	<b>\$1,584,704.17</b>	<b>\$135,730.96</b>	<b>\$1,720,435.13</b>	<b>\$774,395.76</b>	<b>\$774,395.76</b>	<b>\$774,395.76</b>	<b>\$548,695.48</b>	<b>\$946,039.37</b>
261000	Combustibles, lubricantes y aditivos	\$1,584,704.17	\$135,730.96	\$1,720,435.13	\$774,395.76	\$774,395.76	\$774,395.76	\$548,695.48	\$946,039.37
261001	Combustibles y Lubricantes vehículos y equipos terrestres	\$1,584,704.17	\$135,064.28	\$1,719,768.45	\$774,395.76	\$774,395.76	\$774,395.76	\$548,695.48	\$945,372.69
261002	Combustibles y Lubricantes vehículos aéreos	\$0.00	\$666.68	\$666.68	\$0.00	\$0.00	\$0.00	\$0.00	\$666.68
270000	<b>Vestuario, blancos, prendas de protección y artículos deportivos</b>	<b>\$107,709.24</b>	<b>\$43,106.32</b>	<b>\$150,815.56</b>	<b>\$28,448.06</b>	<b>\$28,448.06</b>	<b>\$28,448.06</b>	<b>\$28,448.06</b>	<b>\$122,367.50</b>
271000	Vestuario y uniformes	\$0.00	\$28,533.32	\$28,533.32	\$5,600.00	\$5,600.00	\$5,600.00	\$5,600.00	\$22,933.32
271001	Vestuario, Uniformes	\$0.00	\$28,533.32	\$28,533.32	\$5,600.00	\$5,600.00	\$5,600.00	\$5,600.00	\$22,933.32
272000	Prendas de seguridad y protección personal	\$107,709.24	\$14,573.00	\$122,282.24	\$22,848.06	\$22,848.06	\$22,848.06	\$22,848.06	\$99,434.18
272001	Prendas de Protección	\$107,709.24	\$14,573.00	\$122,282.24	\$22,848.06	\$22,848.06	\$22,848.06	\$22,848.06	\$99,434.18



Handwritten signatures and scribbles in blue ink, including a large signature that appears to be 'C. Paul' and other illegible marks, located at the bottom right of the page.



290000	Herramientas, refacciones y accesorios menores	\$587,469.38	\$140,605.24	\$728,074.62	\$438,947.36	\$438,947.36	\$438,947.36	\$438,947.36	\$289,127.26
291000	Herramientas menores	\$89,865.77	\$27,327.96	\$117,193.73	\$107,172.02	\$107,172.02	\$107,172.02	\$107,172.02	\$10,021.71
291001	Herramientas Menores	\$89,865.77	\$27,327.96	\$117,193.73	\$107,172.02	\$107,172.02	\$107,172.02	\$107,172.02	\$10,021.71
292000	Refacciones y accesorios menores de edificios	\$5,443.07	\$373.96	\$5,817.03	\$2,508.49	\$2,508.49	\$2,508.49	\$2,508.49	\$3,308.54
292001	Refacciones y accesorios menores de edificios	\$5,443.07	\$373.96	\$5,817.03	\$2,508.49	\$2,508.49	\$2,508.49	\$2,508.49	\$3,308.54
294000	Refacciones y accesorios menores de equipo de cómputo y	\$7,925.00	\$10,799.28	\$18,724.28	\$27,137.03	\$27,137.03	\$27,137.03	\$27,137.03	-\$8,412.75
294001	Refacciones y accesorios menores de equipo de cómputo y	\$7,925.00	\$10,799.28	\$18,724.28	\$27,137.03	\$27,137.03	\$27,137.03	\$27,137.03	-\$8,412.75
296000	Refacciones y accesorios menores de equipo de transporte	\$379,781.76	\$51,945.40	\$431,727.16	\$233,445.86	\$233,445.86	\$233,445.86	\$233,445.86	\$198,281.30
296001	Refacciones	\$379,781.76	\$51,945.40	\$431,727.16	\$233,445.86	\$233,445.86	\$233,445.86	\$233,445.86	\$198,281.30
298000	Refacciones y accesorios menores de maquinaria y otros equipos	\$104,453.78	\$30,893.12	\$135,346.90	\$68,683.96	\$68,683.96	\$68,683.96	\$68,683.96	\$66,662.94
298001	Refacciones y accesorios menores de maquinaria y otros equipos	\$104,453.78	\$30,893.12	\$135,346.90	\$68,683.96	\$68,683.96	\$68,683.96	\$68,683.96	\$66,662.94
299000	Refacciones y accesorios menores otros bienes muebles	\$0.00	\$19,265.52	\$19,265.52	\$0.00	\$0.00	\$0.00	\$0.00	\$19,265.52
299001	Refacciones y accesorios menores otros bienes muebles	\$0.00	\$19,265.52	\$19,265.52	\$0.00	\$0.00	\$0.00	\$0.00	\$19,265.52
<b>300000</b>	<b>SERVICIOS GENERALES</b>	<b>\$32,352,093.55</b>	<b>\$2,226,964.80</b>	<b>\$34,579,058.35</b>	<b>\$15,119,603.74</b>	<b>\$15,119,603.74</b>	<b>\$15,095,077.88</b>	<b>\$15,095,077.88</b>	<b>\$19,459,454.61</b>
310000	Servicios básicos	\$20,096,725.67	\$1,489.08	\$20,098,214.75	\$10,001,689.63	\$10,001,689.63	\$10,001,689.63	\$10,001,689.63	\$10,096,525.12
311000	Energía eléctrica	\$20,000,000.00	\$32.72	\$20,000,032.72	\$9,991,160.09	\$9,991,160.09	\$9,991,160.09	\$9,991,160.09	\$10,008,872.63
311001	Servicio de Energía Eléctrica	\$20,000,000.00	\$32.72	\$20,000,032.72	\$9,991,160.09	\$9,991,160.09	\$9,991,160.09	\$9,991,160.09	\$10,008,872.63
312000	Gas	\$69,725.67	\$0.00	\$69,725.67	\$341.84	\$341.84	\$341.84	\$341.84	\$69,383.83
312001	Gas	\$69,725.67	\$0.00	\$69,725.67	\$341.84	\$341.84	\$341.84	\$341.84	\$69,383.83
314000	Telefonía tradicional	\$26,500.00	\$473.76	\$26,973.76	\$8,922.57	\$8,922.57	\$8,922.57	\$8,922.57	\$18,051.19
314001	Servicio Telefónico Tradicional	\$26,500.00	\$473.76	\$26,973.76	\$8,922.57	\$8,922.57	\$8,922.57	\$8,922.57	\$18,051.19
315000	Telefonía celular	\$0.00	\$819.52	\$819.52	\$775.86	\$775.86	\$775.86	\$775.86	\$43.66
315001	Servicio de Telefonía Celular	\$0.00	\$819.52	\$819.52	\$775.86	\$775.86	\$775.86	\$775.86	\$43.66
318000	Servicios postales y telegráficos	\$350.00	\$163.08	\$513.08	\$489.27	\$489.27	\$489.27	\$489.27	\$23.81
318001	Servicio Postal	\$350.00	\$163.08	\$513.08	\$489.27	\$489.27	\$489.27	\$489.27	\$23.81
319000	Servicios integrales y otros servicios	\$150.00	\$0.00	\$150.00	\$0.00	\$0.00	\$0.00	\$0.00	\$150.00
319001	Servicios integrales y otros servicios	\$150.00	\$0.00	\$150.00	\$0.00	\$0.00	\$0.00	\$0.00	\$150.00
320000	Servicios de arrendamiento	\$88,600.00	\$552,693.68	\$641,293.68	\$1,001,608.61	\$1,001,608.61	\$981,608.61	\$981,608.61	-\$360,314.93
325000	Arrendamiento de equipo de transporte	\$0.00	\$291,503.44	\$291,503.44	\$519,820.68	\$519,820.68	\$499,820.68	\$499,820.68	-\$228,317.24
325001	Servicios de arrendamiento de vehículos y equipo de transporte.	\$0.00	\$291,503.44	\$291,503.44	\$519,820.68	\$519,820.68	\$499,820.68	\$499,820.68	-\$228,317.24
326000	Arrendamiento de maquinaria, otros equipos y herramientas	\$68,000.00	\$250,666.68	\$318,666.68	\$456,417.24	\$456,417.24	\$456,417.24	\$456,417.24	-\$137,750.56
326001	Arrendamiento de Maquinaria y Equipo	\$68,000.00	\$250,666.68	\$318,666.68	\$456,417.24	\$456,417.24	\$456,417.24	\$456,417.24	-\$137,750.56
327000	Arrendamiento de activos intangibles	\$0.00	\$10,523.56	\$10,523.56	\$25,370.69	\$25,370.69	\$25,370.69	\$25,370.69	-\$14,847.13
327001	Arrendamiento de activos intangibles	\$0.00	\$10,523.56	\$10,523.56	\$25,370.69	\$25,370.69	\$25,370.69	\$25,370.69	-\$14,847.13
329000	Otros arrendamientos	\$20,600.00	\$0.00	\$20,600.00	\$0.00	\$0.00	\$0.00	\$0.00	\$20,600.00
329001	Otros arrendamientos	\$20,600.00	\$0.00	\$20,600.00	\$0.00	\$0.00	\$0.00	\$0.00	\$20,600.00
330000	Servicios profesionales, científicos, técnicos y otros servicios	\$1,511,220.12	\$280,309.16	\$1,791,529.28	\$533,017.09	\$533,017.09	\$533,017.09	\$533,017.09	\$1,258,512.19
331000	Servicios legales, de contabilidad, auditoría y relacionados	\$763,436.12	\$133,288.48	\$896,724.60	\$283,933.56	\$283,933.56	\$283,933.56	\$283,933.56	\$612,791.04
331001	Servicios legales	\$763,436.12	\$0.00	\$763,436.12	\$0.00	\$0.00	\$0.00	\$0.00	\$763,436.12
331002	Servicios de contabilidad, auditoría y servicios relacionados	\$0.00	\$133,288.48	\$133,288.48	\$283,933.56	\$283,933.56	\$283,933.56	\$283,933.56	-\$150,645.08
334000	Servicios de capacitación	\$81,010.00	\$12,079.96	\$93,089.96	\$25,000.00	\$25,000.00	\$25,000.00	\$25,000.00	\$68,089.96
334001	Capacitación	\$81,010.00	\$12,079.96	\$93,089.96	\$25,000.00	\$25,000.00	\$25,000.00	\$25,000.00	\$68,089.96
335000	Servicios de investigación científica y desarrollo	\$0.00	\$20,880.00	\$20,880.00	\$62,640.00	\$62,640.00	\$62,640.00	\$62,640.00	-\$41,760.00
335001	Servicios de investigación científica y desarrollo	\$0.00	\$20,880.00	\$20,880.00	\$62,640.00	\$62,640.00	\$62,640.00	\$62,640.00	-\$41,760.00
336000	Servicios de apoyo administrativo, fotocopiado e impresión	\$60,600.00	\$11,398.92	\$71,998.92	\$45,771.53	\$45,771.53	\$45,771.53	\$45,771.53	\$26,227.39



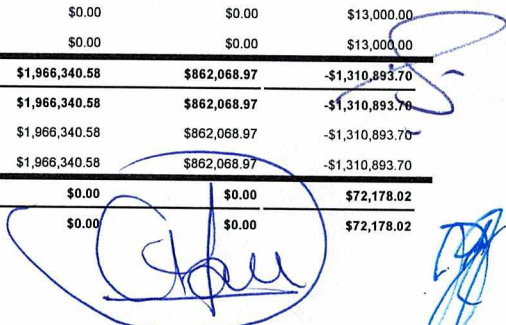
Handwritten signatures and initials in blue ink, including a large signature that appears to be 'García' and another signature to the right.

336001	Servicios de apoyo administrativo, fotocopiado e impresión	\$60,600.00	\$11,398.92	\$71,998.92	\$45,771.53	\$45,771.53	\$45,771.53	\$45,771.53	\$26,227.39
339000	Servicios profesionales, científicos y técnicos integrales	\$606,174.00	\$102,661.80	\$708,835.80	\$115,672.00	\$115,672.00	\$115,672.00	\$115,672.00	\$593,163.80
339001	Estudios e Investigaciones	\$290,000.00	\$0.00	\$290,000.00	\$19,920.00	\$19,920.00	\$19,920.00	\$19,920.00	\$270,080.00
339003	Prestación de Servicios Profesionales	\$316,174.00	\$102,661.80	\$418,835.80	\$95,752.00	\$95,752.00	\$95,752.00	\$95,752.00	\$323,083.80
340000	Servicios financieros, bancarios y comerciales	\$406,562.73	\$62,450.00	\$469,012.73	\$80,293.81	\$80,293.81	\$80,293.81	\$80,293.81	\$388,718.92
341000	Servicios financieros y bancarios	\$159,091.49	\$0.00	\$159,091.49	\$80,293.81	\$80,293.81	\$80,293.81	\$80,293.81	\$78,797.68
341001	Intereses, Descuentos, y otros Servicios Bancarios	\$159,091.49	\$0.00	\$159,091.49	\$80,293.81	\$80,293.81	\$80,293.81	\$80,293.81	\$78,797.68
345000	Seguro de bienes patrimoniales	\$226,966.24	\$62,450.00	\$289,416.24	\$0.00	\$0.00	\$0.00	\$0.00	\$289,416.24
345001	Seguros	\$226,966.24	\$62,450.00	\$289,416.24	\$0.00	\$0.00	\$0.00	\$0.00	\$289,416.24
347000	Fletes y maniobras	\$20,505.00	\$0.00	\$20,505.00	\$0.00	\$0.00	\$0.00	\$0.00	\$20,505.00
347001	Fletes y Maniobras	\$20,505.00	\$0.00	\$20,505.00	\$0.00	\$0.00	\$0.00	\$0.00	\$20,505.00
350000	Servicios de instalación, reparación, mantenimiento y	\$2,326,791.60	\$427,535.12	\$2,754,326.72	\$340,131.80	\$340,131.80	\$340,131.80	\$340,131.80	\$2,414,194.92
351000	Conservación y mantenimiento menor de inmuebles	\$25,403.40	\$42,356.72	\$67,760.12	\$38,903.03	\$38,903.03	\$38,903.03	\$38,903.03	\$28,857.09
351001	Conservación y mantenimiento menor de inmuebles	\$25,403.40	\$42,356.72	\$67,760.12	\$38,903.03	\$38,903.03	\$38,903.03	\$38,903.03	\$28,857.09
352000	Instalación, reparación y mantenimiento de mobiliario y equipo de	\$7,050.00	\$866.68	\$7,916.68	\$0.00	\$0.00	\$0.00	\$0.00	\$7,916.68
352002	Mantenimiento de Equipo y Aparatos de Comunicación y	\$7,050.00	\$866.68	\$7,916.68	\$0.00	\$0.00	\$0.00	\$0.00	\$7,916.68
353000	Instalación, reparación y mantenimiento de equipo de cómputo y	\$6,185.05	\$1,566.68	\$7,751.73	\$1,600.00	\$1,600.00	\$1,600.00	\$1,600.00	\$6,151.73
353001	Mantenimiento de bienes informáticos	\$6,185.05	\$1,566.68	\$7,751.73	\$1,600.00	\$1,600.00	\$1,600.00	\$1,600.00	\$6,151.73
355000	Reparación y mantenimiento de equipo de transporte	\$298,456.73	\$14,488.40	\$312,945.13	\$86,543.49	\$86,543.49	\$86,543.49	\$86,543.49	\$226,401.64
355001	Mantenimiento de Vehículos	\$298,456.73	\$14,488.40	\$312,945.13	\$86,543.49	\$86,543.49	\$86,543.49	\$86,543.49	\$226,401.64
357000	Instalación, reparación y mantenimiento de maquinaria, otros equipos	\$1,989,696.42	\$351,589.96	\$2,341,286.38	\$204,585.28	\$204,585.28	\$204,585.28	\$204,585.28	\$2,136,701.10
357001	Mantenimiento de Maquinaria y Equipo	\$57,500.00	\$18,066.64	\$75,566.64	\$46,807.24	\$46,807.24	\$46,807.24	\$46,807.24	\$28,759.40
357002	Mantenimiento e Instalación de Equipos y Herramientas para	\$1,932,196.42	\$333,523.32	\$2,265,719.74	\$157,778.04	\$157,778.04	\$157,778.04	\$157,778.04	\$2,107,941.70
358000	Servicios de limpieza y manejo de desechos	\$0.00	\$16,666.68	\$16,666.68	\$8,500.00	\$8,500.00	\$8,500.00	\$8,500.00	\$8,166.68
358001	Servicio de limpieza y manejo de desechos	\$0.00	\$16,666.68	\$16,666.68	\$8,500.00	\$8,500.00	\$8,500.00	\$8,500.00	\$8,166.68
360000	Servicios de comunicación social y publicidad	\$187,800.50	\$88,988.68	\$276,789.18	\$145,523.10	\$145,523.10	\$145,523.10	\$145,523.10	\$131,266.08
361000	Difusión por radio, televisión y otros medios de mensajes sobre	\$187,800.50	\$23,333.32	\$211,133.82	\$42,000.00	\$42,000.00	\$42,000.00	\$42,000.00	\$169,133.82
361001	Difusión de programas y actividades gubernamentales	\$187,800.50	\$23,333.32	\$211,133.82	\$42,000.00	\$42,000.00	\$42,000.00	\$42,000.00	\$169,133.82
362000	Difusión por radio, televisión y otros medios de mensajes comerciales	\$0.00	\$62,295.36	\$62,295.36	\$93,443.10	\$93,443.10	\$93,443.10	\$93,443.10	-\$31,147.74
362001	Difusión por radio, televisión y otros medios de mensajes comerciales	\$0.00	\$62,295.36	\$62,295.36	\$93,443.10	\$93,443.10	\$93,443.10	\$93,443.10	-\$31,147.74
363000	Servicios de creatividad, preproducción y producción de publicidad,	\$0.00	\$3,360.00	\$3,360.00	\$10,080.00	\$10,080.00	\$10,080.00	\$10,080.00	-\$6,720.00
363001	Servicios de creatividad, preproducción y producción de publicidad,	\$0.00	\$3,360.00	\$3,360.00	\$10,080.00	\$10,080.00	\$10,080.00	\$10,080.00	-\$6,720.00
370000	Servicios de traslado y viáticos	\$53,396.93	\$3,163.08	\$56,560.01	\$8,231.92	\$8,231.92	\$8,231.92	\$8,231.92	\$48,328.09
374000	Autotransporte	\$5,259.53	\$0.00	\$5,259.53	\$0.00	\$0.00	\$0.00	\$0.00	\$5,259.53
374001	Autotransporte	\$5,259.53	\$0.00	\$5,259.53	\$0.00	\$0.00	\$0.00	\$0.00	\$5,259.53
375000	Viáticos en el país	\$15,524.20	\$3,163.08	\$18,687.28	\$8,231.92	\$8,231.92	\$8,231.92	\$8,231.92	\$10,455.36
375001	Viáticos en el país	\$15,524.20	\$3,163.08	\$18,687.28	\$8,231.92	\$8,231.92	\$8,231.92	\$8,231.92	\$10,455.36
379000	Otros servicios de traslado y hospedaje	\$32,613.20	\$0.00	\$32,613.20	\$0.00	\$0.00	\$0.00	\$0.00	\$32,613.20
379001	Otros servicios de traslado y hospedaje	\$32,613.20	\$0.00	\$32,613.20	\$0.00	\$0.00	\$0.00	\$0.00	\$32,613.20
380000	Servicios oficiales	\$69,160.00	\$5,934.00	\$75,094.00	\$27,527.85	\$27,527.85	\$23,001.99	\$23,001.99	\$47,566.15
381000	Gastos de ceremonial	\$0.00	\$350.00	\$350.00	\$0.00	\$0.00	\$0.00	\$0.00	\$350.00
381001	Gastos de Ceremonial	\$0.00	\$350.00	\$350.00	\$0.00	\$0.00	\$0.00	\$0.00	\$350.00
382000	Gastos de orden social y cultural	\$69,160.00	\$5,584.00	\$74,744.00	\$27,527.85	\$27,527.85	\$23,001.99	\$23,001.99	\$47,216.15
382001	Gastos de orden social	\$23,560.00	\$5,584.00	\$29,144.00	\$27,527.85	\$27,527.85	\$23,001.99	\$23,001.99	\$1,616.15
382002	Eventos Culturales	\$45,600.00	\$0.00	\$45,600.00	\$0.00	\$0.00	\$0.00	\$0.00	\$45,600.00
390000	Otros servicios generales	\$7,611,836.00	\$804,402.00	\$8,416,238.00	\$2,981,579.93	\$2,981,579.93	\$2,981,579.93	\$2,981,579.93	\$5,434,658.07



391000	Servicios funerarios y de cementerios	\$120,000.00	\$0.00	\$120,000.00	\$1,730.00	\$1,730.00	\$1,730.00	\$1,730.00	\$118,270.00
391001	Servicios funerarios y de cementerios	\$120,000.00	\$0.00	\$120,000.00	\$1,730.00	\$1,730.00	\$1,730.00	\$1,730.00	\$118,270.00
392000	Impuestos y derechos	\$7,491,836.00	\$7,560.12	\$7,499,396.12	\$1,124,581.82	\$1,124,581.82	\$1,124,581.82	\$1,124,581.82	\$6,374,814.30
392005	Pago de otros impuestos	\$51,836.00	\$7,560.12	\$59,396.12	\$18,888.82	\$18,888.82	\$18,888.82	\$18,888.82	\$40,507.30
392006	Pago de derechos	\$7,440,000.00	\$0.00	\$7,440,000.00	\$1,105,693.00	\$1,105,693.00	\$1,105,693.00	\$1,105,693.00	\$6,334,307.00
394000	Sentencias y resoluciones por autoridad competente	\$0.00	\$796,841.88	\$796,841.88	\$1,855,268.11	\$1,855,268.11	\$1,855,268.11	\$1,855,268.11	-\$1,058,426.23
394001	Gastos Derivados de una Resolución Judicial	\$0.00	\$796,841.88	\$796,841.88	\$1,855,268.11	\$1,855,268.11	\$1,855,268.11	\$1,855,268.11	-\$1,058,426.23
<b>400000</b>	<b>TRANSFERENCIAS, ASIGNACIONES, SUBSIDIOS Y</b>	<b>\$699,000.00</b>	<b>\$0.00</b>	<b>\$699,000.00</b>	<b>\$252,842.00</b>	<b>\$252,842.00</b>	<b>\$252,842.00</b>	<b>\$252,842.00</b>	<b>\$446,158.00</b>
450000	Pensiones y jubilaciones	\$699,000.00	\$0.00	\$699,000.00	\$252,842.00	\$252,842.00	\$252,842.00	\$252,842.00	\$446,158.00
451000	Pensiones	\$699,000.00	\$0.00	\$699,000.00	\$252,842.00	\$252,842.00	\$252,842.00	\$252,842.00	\$446,158.00
451001	Pensiones	\$699,000.00	\$0.00	\$699,000.00	\$252,842.00	\$252,842.00	\$252,842.00	\$252,842.00	\$446,158.00
<b>500000</b>	<b>BIENES MUEBLES, INMUEBLES E INTANGIBLES</b>	<b>\$251,970.96</b>	<b>\$333,803.28</b>	<b>\$585,774.24</b>	<b>\$356,207.22</b>	<b>\$356,207.22</b>	<b>\$356,207.22</b>	<b>\$356,207.22</b>	<b>\$229,567.02</b>
510000	Mobiliario y equipo de administración	\$136,374.96	\$13,328.20	\$149,703.16	\$111,450.54	\$111,450.54	\$111,450.54	\$111,450.54	\$38,252.62
511000	Muebles de oficina y estantería	\$23,079.00	\$0.00	\$23,079.00	\$0.00	\$0.00	\$0.00	\$0.00	\$23,079.00
511001	Muebles de oficina y estantería	\$23,079.00	\$0.00	\$23,079.00	\$0.00	\$0.00	\$0.00	\$0.00	\$23,079.00
515000	Equipo de cómputo y de tecnología de la información	\$113,295.96	\$13,328.20	\$126,624.16	\$111,450.54	\$111,450.54	\$111,450.54	\$111,450.54	\$15,173.62
515001	Bienes informáticos	\$113,295.96	\$13,328.20	\$126,624.16	\$111,450.54	\$111,450.54	\$111,450.54	\$111,450.54	\$15,173.62
520000	Mobiliario y equipo educacional y recreativo	\$6,796.00	\$2,833.32	\$9,629.32	\$8,500.00	\$8,500.00	\$8,500.00	\$8,500.00	\$1,129.32
521000	Equipos y aparatos audiovisuales	\$6,796.00	\$0.00	\$6,796.00	\$0.00	\$0.00	\$0.00	\$0.00	\$6,796.00
521001	Equipos y aparatos audiovisuales	\$6,796.00	\$0.00	\$6,796.00	\$0.00	\$0.00	\$0.00	\$0.00	\$6,796.00
523000	Cámaras fotográficas y de video	\$0.00	\$2,833.32	\$2,833.32	\$8,500.00	\$8,500.00	\$8,500.00	\$8,500.00	-\$5,666.68
523001	Cámaras fotográficas y de video	\$0.00	\$2,833.32	\$2,833.32	\$8,500.00	\$8,500.00	\$8,500.00	\$8,500.00	-\$5,666.68
530000	Equipo e instrumental médico y de laboratorio	\$0.00	\$9,666.68	\$9,666.68	\$29,000.00	\$29,000.00	\$29,000.00	\$29,000.00	-\$19,333.32
531000	Equipo médico y de laboratorio	\$0.00	\$9,666.68	\$9,666.68	\$29,000.00	\$29,000.00	\$29,000.00	\$29,000.00	-\$19,333.32
531001	Equipo médico y de laboratorio	\$0.00	\$9,666.68	\$9,666.68	\$29,000.00	\$29,000.00	\$29,000.00	\$29,000.00	-\$19,333.32
540000	Vehículos y equipo de transporte	\$65,800.00	\$187,201.24	\$253,001.24	\$22,843.97	\$22,843.97	\$22,843.97	\$22,843.97	\$230,157.27
541000	Vehículos y equipo terrestre	\$0.00	\$186,781.40	\$186,781.40	\$0.00	\$0.00	\$0.00	\$0.00	\$186,781.40
541001	Vehículos y Equipo Terrestre	\$0.00	\$186,781.40	\$186,781.40	\$0.00	\$0.00	\$0.00	\$0.00	\$186,781.40
549000	Otros equipos de transporte	\$65,800.00	\$419.84	\$66,219.84	\$22,843.97	\$22,843.97	\$22,843.97	\$22,843.97	\$43,375.87
549001	Otros equipos de transporte	\$65,800.00	\$419.84	\$66,219.84	\$22,843.97	\$22,843.97	\$22,843.97	\$22,843.97	\$43,375.87
560000	Maquinaria, otros equipos y herramientas	\$30,000.00	\$120,773.84	\$150,773.84	\$184,412.71	\$184,412.71	\$184,412.71	\$184,412.71	-\$33,638.87
564000	Sistemas de aire acondicionado, calefacción y de refrigeración	\$0.00	\$6,172.12	\$6,172.12	\$18,516.38	\$18,516.38	\$18,516.38	\$18,516.38	-\$12,344.26
564001	Sistemas de aire acondicionado, calefacción y de refrigeración	\$0.00	\$6,172.12	\$6,172.12	\$18,516.38	\$18,516.38	\$18,516.38	\$18,516.38	-\$12,344.26
567000	Herramientas y máquinas-herramienta	\$30,000.00	\$90,786.72	\$120,786.72	\$165,896.33	\$165,896.33	\$165,896.33	\$165,896.33	-\$45,109.61
567001	Herramientas y Máquinas-Herramientas	\$30,000.00	\$90,786.72	\$120,786.72	\$165,896.33	\$165,896.33	\$165,896.33	\$165,896.33	-\$45,109.61
569000	Otros equipos	\$0.00	\$23,815.00	\$23,815.00	\$0.00	\$0.00	\$0.00	\$0.00	\$23,815.00
569001	Otros equipos	\$0.00	\$23,815.00	\$23,815.00	\$0.00	\$0.00	\$0.00	\$0.00	\$23,815.00
590000	Activos intangibles	\$13,000.00	\$0.00	\$13,000.00	\$0.00	\$0.00	\$0.00	\$0.00	\$13,000.00
597000	Licencias informáticas e intelectuales	\$13,000.00	\$0.00	\$13,000.00	\$0.00	\$0.00	\$0.00	\$0.00	\$13,000.00
597001	Licencias informáticas e intelectuales	\$13,000.00	\$0.00	\$13,000.00	\$0.00	\$0.00	\$0.00	\$0.00	\$13,000.00
<b>600000</b>	<b>INVERSION PUBLICA</b>	<b>\$0.00</b>	<b>\$655,446.88</b>	<b>\$655,446.88</b>	<b>\$1,966,340.58</b>	<b>\$1,966,340.58</b>	<b>\$1,966,340.58</b>	<b>\$862,068.97</b>	<b>-\$1,310,893.70</b>
630000	Proyectos productivos y acciones de fomento	\$0.00	\$655,446.88	\$655,446.88	\$1,966,340.58	\$1,966,340.58	\$1,966,340.58	\$862,068.97	-\$1,310,893.70
632000	Ejecución de proyectos productivos no incluidos en conceptos	\$0.00	\$655,446.88	\$655,446.88	\$1,966,340.58	\$1,966,340.58	\$1,966,340.58	\$862,068.97	-\$1,310,893.70
632001	Ejecución de proyectos productivos no incluidos en conceptos	\$0.00	\$655,446.88	\$655,446.88	\$1,966,340.58	\$1,966,340.58	\$1,966,340.58	\$862,068.97	-\$1,310,893.70
<b>900000</b>	<b>DEUDA PUBLICA</b>	<b>\$72,178.02</b>	<b>\$0.00</b>	<b>\$72,178.02</b>	<b>\$0.00</b>	<b>\$0.00</b>	<b>\$0.00</b>	<b>\$0.00</b>	<b>\$72,178.02</b>
990000	Adeudos de ejercicios fiscales anteriores (ADEFAS)	\$72,178.02	\$0.00	\$72,178.02	\$0.00	\$0.00	\$0.00	\$0.00	\$72,178.02

COMISIÓN DE ADMINISTRACIÓN  
 ALCANTARILLA DE AGUA Y  
 MUNICIPIO DE BRAVO ORIZABAL  
 DE BRAVO ORIZABAL  
 2020-2024



991000	ADEFAS	\$72,178.02	\$0.00	\$72,178.02	\$0.00	\$0.00	\$0.00	\$0.00	\$72,178.02
991001	Adeudos de ejercicios fiscales anteriores (ADEFAS)	\$72,178.02	\$0.00	\$72,178.02	\$0.00	\$0.00	\$0.00	\$0.00	\$72,178.02
<b>INGRESOS PROPIOS</b>		<b>\$62,511,750.00</b>	<b>\$4,226,955.32</b>	<b>\$66,738,705.32</b>	<b>\$28,314,311.16</b>	<b>\$28,306,311.16</b>	<b>\$28,281,785.30</b>	<b>\$26,951,813.41</b>	<b>\$38,432,394.16</b>

**141 INGRESOS PROPIOS (REMANENTE)**

200000	<b>MATERIALES Y SUMINISTROS</b>	\$0.00	\$766.68	\$766.68	\$2,300.00	\$2,300.00	\$2,300.00	\$2,300.00	-\$1,533.32
240000	Materiales y artículos de construcción y de reparación	\$0.00	\$766.68	\$766.68	\$2,300.00	\$2,300.00	\$2,300.00	\$2,300.00	-\$1,533.32
247000	Artículos metálicos para la construcción	\$0.00	\$766.68	\$766.68	\$2,300.00	\$2,300.00	\$2,300.00	\$2,300.00	-\$1,533.32
247001	Artículos metálicos para la construcción	\$0.00	\$766.68	\$766.68	\$2,300.00	\$2,300.00	\$2,300.00	\$2,300.00	-\$1,533.32
300000	<b>SERVICIOS GENERALES</b>	\$0.00	\$360,000.00	\$360,000.00	\$85,657.50	\$85,657.50	\$85,657.50	\$85,657.50	\$274,342.50
350000	Servicios de instalación, reparación, mantenimiento y	\$0.00	\$360,000.00	\$360,000.00	\$85,657.50	\$85,657.50	\$85,657.50	\$85,657.50	\$274,342.50
357000	Instalación, reparación y mantenimiento de maquinaria, otros equipos	\$0.00	\$360,000.00	\$360,000.00	\$85,657.50	\$85,657.50	\$85,657.50	\$85,657.50	\$274,342.50
357002	Mantenimiento e Instalación de Equipos y Herramientas para	\$0.00	\$360,000.00	\$360,000.00	\$85,657.50	\$85,657.50	\$85,657.50	\$85,657.50	\$274,342.50
500000	<b>BIENES MUEBLES, INMUEBLES E INTANGIBLES</b>	\$0.00	\$1,467,500.00	\$1,467,500.00	\$4,401,500.00	\$4,401,500.00	\$4,401,500.00	\$4,401,500.00	-\$2,934,000.00
540000	Vehículos y equipo de transporte	\$0.00	\$1,438,666.68	\$1,438,666.68	\$4,315,000.00	\$4,315,000.00	\$4,315,000.00	\$4,315,000.00	-\$2,876,333.32
541000	Vehículos y equipo terrestre	\$0.00	\$1,438,666.68	\$1,438,666.68	\$4,315,000.00	\$4,315,000.00	\$4,315,000.00	\$4,315,000.00	-\$2,876,333.32
541001	Vehículos y Equipo Terrestre	\$0.00	\$1,438,666.68	\$1,438,666.68	\$4,315,000.00	\$4,315,000.00	\$4,315,000.00	\$4,315,000.00	-\$2,876,333.32
560000	Maquinaria, otros equipos y herramientas	\$0.00	\$28,833.32	\$28,833.32	\$86,500.00	\$86,500.00	\$86,500.00	\$86,500.00	-\$57,666.68
567000	Herramientas y máquinas-herramienta	\$0.00	\$28,833.32	\$28,833.32	\$86,500.00	\$86,500.00	\$86,500.00	\$86,500.00	-\$57,666.68
567001	Herramientas y Máquinas-Herramientas	\$0.00	\$28,833.32	\$28,833.32	\$86,500.00	\$86,500.00	\$86,500.00	\$86,500.00	-\$57,666.68
600000	<b>INVERSION PUBLICA</b>	\$0.00	\$287,356.32	\$287,356.32	\$862,068.97	\$862,068.97	\$862,068.97	\$862,068.97	-\$574,712.65
630000	Proyectos productivos y acciones de fomento	\$0.00	\$287,356.32	\$287,356.32	\$862,068.97	\$862,068.97	\$862,068.97	\$862,068.97	-\$574,712.65
632000	Ejecución de proyectos productivos no incluidos en conceptos	\$0.00	\$287,356.32	\$287,356.32	\$862,068.97	\$862,068.97	\$862,068.97	\$862,068.97	-\$574,712.65
632001	Ejecución de proyectos productivos no incluidos en conceptos	\$0.00	\$287,356.32	\$287,356.32	\$862,068.97	\$862,068.97	\$862,068.97	\$862,068.97	-\$574,712.65
<b>INGRESOS PROPIOS (REMANENTE)</b>		<b>\$0.00</b>	<b>\$2,115,623.00</b>	<b>\$2,115,623.00</b>	<b>\$5,351,526.47</b>	<b>\$5,351,526.47</b>	<b>\$5,351,526.47</b>	<b>\$5,351,526.47</b>	<b>-\$3,235,903.47</b>

**271 DEVOLUCION DE IVA**

200000	<b>MATERIALES Y SUMINISTROS</b>	\$0.00	\$21,666.68	\$21,666.68	\$0.00	\$0.00	\$0.00	\$0.00	\$21,666.68
240000	Materiales y artículos de construcción y de reparación	\$0.00	\$21,666.68	\$21,666.68	\$0.00	\$0.00	\$0.00	\$0.00	\$21,666.68
249000	Otros materiales y artículos de construcción y reparación	\$0.00	\$21,666.68	\$21,666.68	\$0.00	\$0.00	\$0.00	\$0.00	\$21,666.68
249001	Otros materiales y artículos de construcción y reparación	\$0.00	\$21,666.68	\$21,666.68	\$0.00	\$0.00	\$0.00	\$0.00	\$21,666.68
300000	<b>SERVICIOS GENERALES</b>	\$0.00	\$379,220.68	\$379,220.68	\$1,137,662.00	\$1,137,662.00	\$1,137,662.00	\$1,137,662.00	-\$758,441.32
390000	Otros servicios generales	\$0.00	\$379,220.68	\$379,220.68	\$1,137,662.00	\$1,137,662.00	\$1,137,662.00	\$1,137,662.00	-\$758,441.32
392000	Impuestos y derechos	\$0.00	\$379,220.68	\$379,220.68	\$1,137,662.00	\$1,137,662.00	\$1,137,662.00	\$1,137,662.00	-\$758,441.32
392006	Pago de derechos	\$0.00	\$379,220.68	\$379,220.68	\$1,137,662.00	\$1,137,662.00	\$1,137,662.00	\$1,137,662.00	-\$758,441.32
<b>DEVOLUCION DE IVA</b>		<b>\$0.00</b>	<b>\$400,887.36</b>	<b>\$400,887.36</b>	<b>\$1,137,662.00</b>	<b>\$1,137,662.00</b>	<b>\$1,137,662.00</b>	<b>\$1,137,662.00</b>	<b>\$736,774.64</b>
<b>Total Final</b>		<b>\$62,511,750.00</b>	<b>\$6,743,465.68</b>	<b>\$69,255,215.68</b>	<b>\$34,803,499.63</b>	<b>\$34,795,499.63</b>	<b>\$34,770,973.77</b>	<b>\$33,441,001.88</b>	<b>\$34,459,716.05</b>

MUNICIPALIDAD DEL MUNICIPIO DE TULANCINGO, ESTADO DE HIDALGO, MEXICO.
   
 Page 9



"Bajo protesta de decir verdad declaramos que las cifras contenidas en este estado financiero son veraces y contienen toda la información referente a la situación y/o los resultados de la Comisión de Agua y Alcantarillado del Municipio de Tulancingo de Bravo, afirmando ser legalmente responsables de la autenticidad y veracidad de las mismas, y asimismo asumimos la responsabilidad derivada de cualquier declaración en falso sobre las mismas"

\_\_\_\_\_  
LUIS ENRIQUE HIDALGO HERNANDEZ  
DIRECTOR GENERAL

\_\_\_\_\_  
LIC. JUAN CARLOS LARA ARROYO  
COMISARIO

\_\_\_\_\_  
TRA. CLAUDIA LETICIA ALTAMIRA MENDOZA  
DIRECTORA DEL DESPACHO DE LOS ASUNTOS  
DE LA DIRECCIÓN DE ADMINISTRACIÓN Y  
FINANZAS



\_\_\_\_\_  
*(Handwritten signature in blue ink)*